

CUT FEEDING TIME WITH WEAVERLINE SILAGE CART


Be Sure To Consider
Weaverline Silage Cart

WHY?

- Feeding is Right At Your Fingertips
- Improves Dairy Feeding

You Will Enjoy Feeding Cows With The Easy Quiet & Fast Weaverline Cart... Many Sizes Available

- ★ 20% Larger Than The "Best Seller" Model 430
- ★ Larger Size For The Larger Herd
- ★ Full 36 Bushel Capacity
- ★ Extension Side Kit Available To Increase The Capacity On All Models.



NOW 4 SIZES AVAILABLE


420 - 424 - 430 - 436

STOCK




Choice! FOUR MODELS!

Four models... one just right for you! Nu Hawk manure spreaders offer four ways to economically handle your fertilizing needs. Each model provides an option for any size operation at an "easy to handle" price. So take your pick of the litter, and choose a spreader that offers a perfect fit when it comes to size, durability, and price: Nu Hawk by Ideal Industries.




MODEL 350
10 1/2 Ton Unit


SOME MODELS IN STOCK



MODEL 240
7 Ton Unit



MODEL 200
6 Ton Unit



MODEL 170
5 Ton Unit

Goossen INDUSTRIES

IN STOCK



The Goossen Bale Chopper


Many accessories expand the versatility of your Bale Chopper:

- Riser, with 180 degree Directional spout
- Wheel Kit Attachment
- PTO Trailer
- 5/8" Leg Extensions

Every Goossen Bale Chopper has a durable polyester Powder Paint Finish, electrostatically applied to cover completely and keep moisture out. This finish is extremely strong, and resists chipping and cracking.

Features:

- 11-HP Honda Engine with electronic ignition, oil alert, electric start
- Optional Electric Clutch
- Safety Lid
- Adjustable Grate
- Flexible 30' Placement Hose
- Bale Carrier (PTO model only)
- Lift Handles (Self-powered models)



Vac 'n'Load

The Perfect Match for Your Mower

■ One-pass clean-up behind virtually any front-mount mower


■ Picks up leaves for fast fall clean-up



The accessory **Hand-held Hose Adapter** protects the hose maintains an air-flow gap between the hose and the ground and provides a convenient hand hold when the unit is being used as a power vac

THE MULCHING SOLUTION FEATURES:

- 11 HP Honda OHV engine, with electronic ignition and oil alert
- Automatic endgate
- Adjustable, sealed connection between vacuum chute and enclosed trailer



With the accessory **6' Applicator Hose w/Adapter** you can dispense material drawn from the trailer or other container with the standard 8' hose. Ideal for mulching or transferring material!

**RYDER SUPPLY
CO.**

539 Falling Spring Road
P.O. Box 219
Chambersburg PA 17201-0219
Phone 717-263-9111