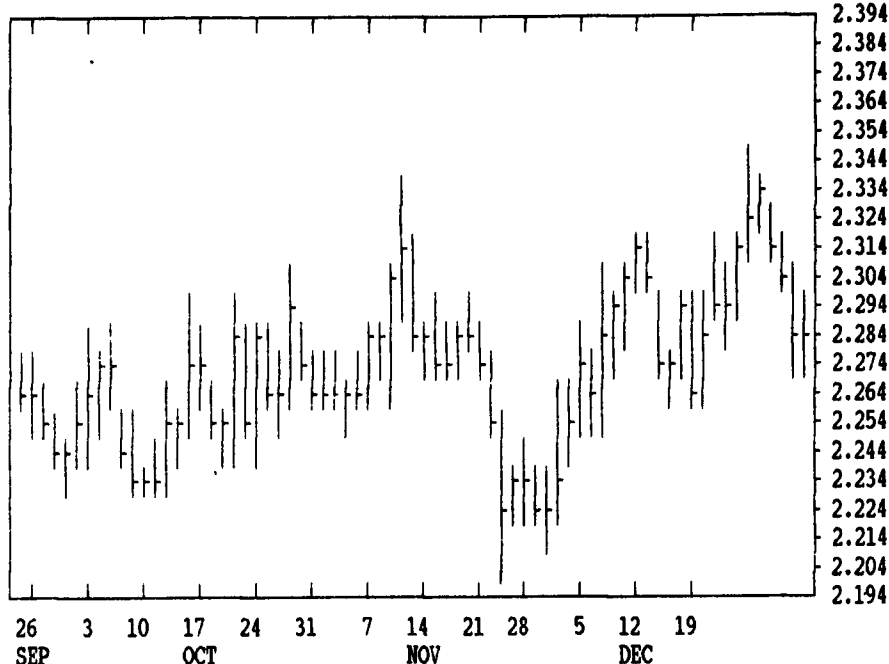


GRAIN, CATTLE AND HOG FUTURES MARKETS

(Closing bids: Wednesday, Jan. 4, 1995)

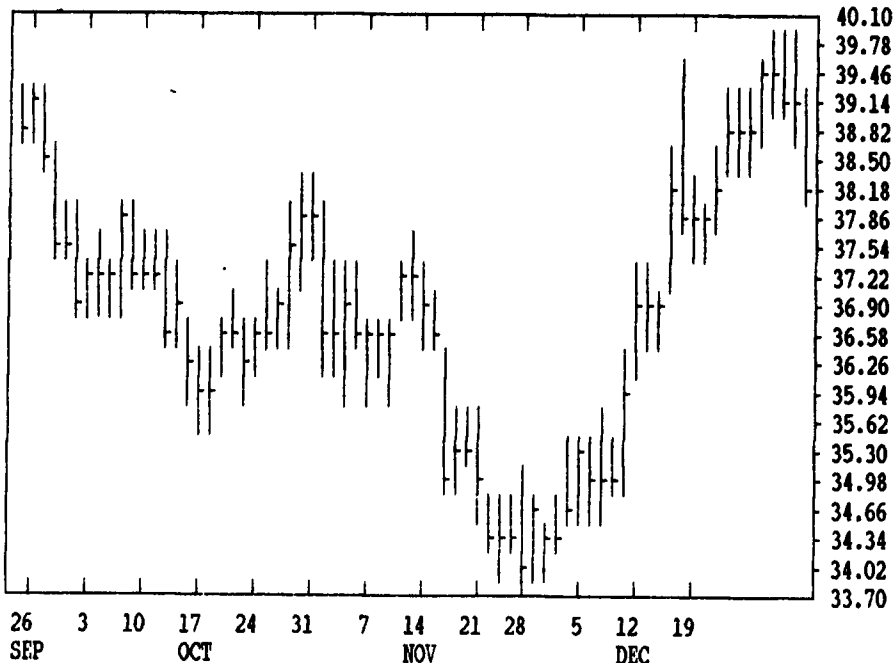
MAR CORN

CONTRACT HIGH: 2.824 LOW: 2.204



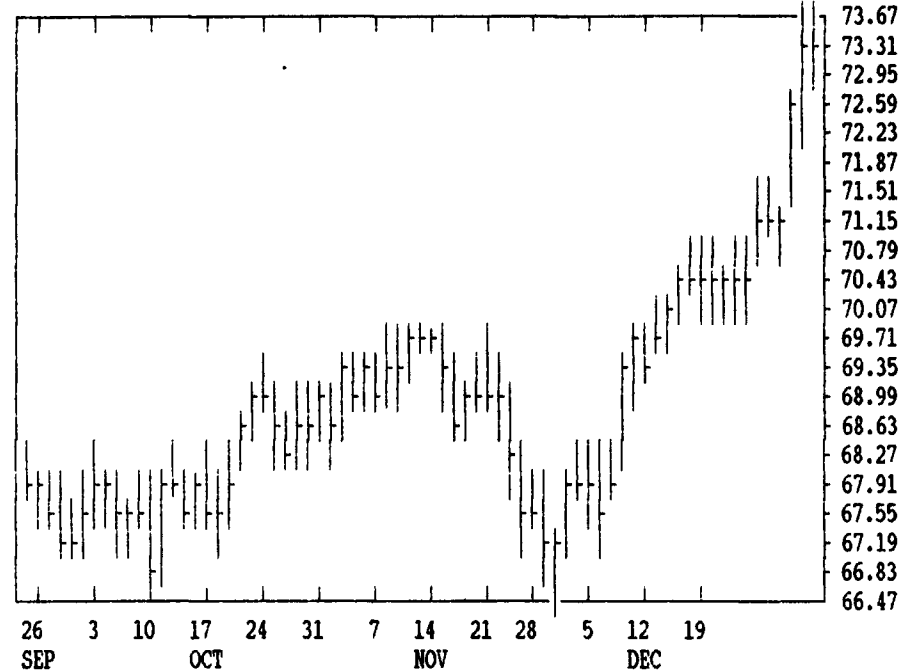
FEB LIVE HOGS

CONTRACT HIGH: 50.80 LOW: 34.02



FEB LIVE CATTLE

CONTRACT HIGH: 74.25 LOW: 66.47

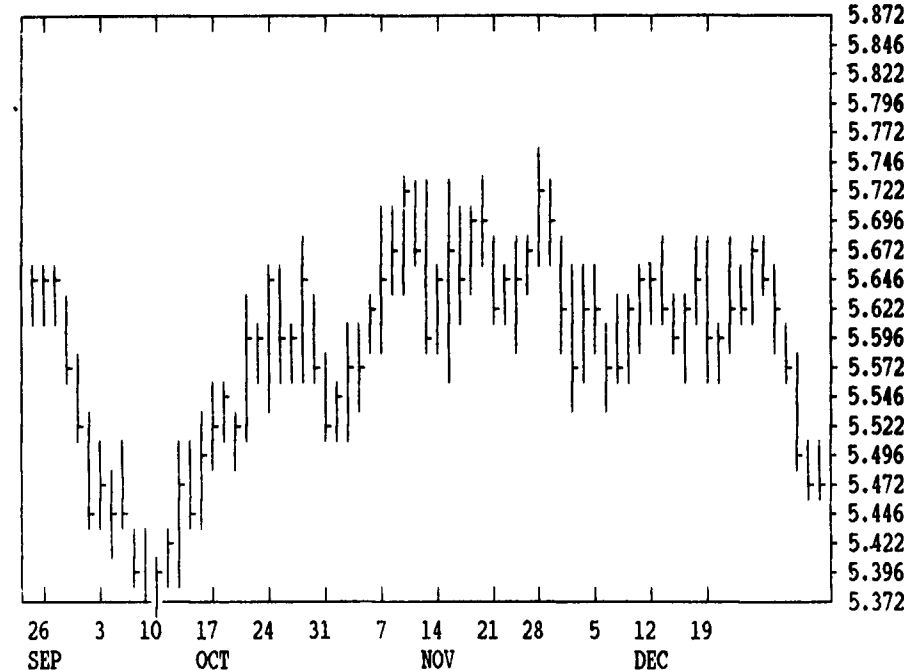


DTN FUTURES		14 01/04/95		TECHNICAL POINTS					SLOW STOCHASTIC				
PRICES ARE DECIMAL		MOVING AVERAGES			RSI'S			5 DAY		20 DAY			
CONTRACT	CLOSE	4-DAY	9-DAY	18-DAY	45-DAY	9DAY	14DAY	30DAY	%K	%D	%K	%D	
WHEAT MAR	398.00	399.50	401.72	396.67	392.61	50.7	52.2	51.4	18	31	72	85	
WHEAT MAY	375.25	375.87	377.36	375.71	372.79	49.3	50.1	49.6	35	41	69	80	
KCWHT MAR	394.75	396.62	400.92	396.56	393.43	46.0	48.5	49.7	14	22	63	81	
KCWHT MAY	380.25	381.06	382.67	379.97	376.77	50.1	51.1	50.5	22	34	70	83	
MNWHT MAR	388.50	389.31	392.64	389.97	391.61	45.8	46.6	48.3	14	19	59	75	
CORN MAR	228.75	229.94	230.64	229.93	227.99	45.7	49.0	50.2	16	29	60	74	
CORN MAY	235.75	237.25	238.22	237.36	235.40	43.7	47.6	49.2	11	28	61	76	
CORN JUL	241.00	242.25	243.14	241.99	243.73	45.7	47.6	48.6	12	29	63	79	
OATS MAR	125.75	123.87	125.11	124.14	131.37	53.0	48.8	46.9	44	25	62	69	
BEANS JAN	548.50	551.06	558.56	560.65	562.88	29.2	35.5	42.4	4	5	13	34	
BEANS MAR	558.50	561.50	569.11	571.03	572.73	28.9	35.4	42.5	4	5	16	40	
BEANS MAY	568.50	571.25	578.22	579.78	580.82	30.7	37.1	43.5	7	7	22	47	
MEAL JAN	153.90	154.40	157.68	158.16	159.35	32.1	35.4	38.3	10	7	16	35	
BNOIL MAR	27.90	28.04	27.73	27.20	26.51	60.1	60.8	60.7	56	71	81	85	
CATTLE FEB	73.25	72.63	71.61	70.84	69.58	86.7	80.3	68.5	90	88	94	94	
CATTLE APR	73.53	72.99	72.17	71.34	70.21	87.0	82.0	70.0	91	89	94	95	
FCTL JAN	76.63	76.29	75.82	75.32	74.43	75.6	68.7	58.9	95	87	95	91	
HOGS FEB	38.22	39.07	39.00	38.05	36.66	50.8	55.9	54.3	36	60	88	92	
HOGS APR	39.50	39.68	39.21	38.31	37.27	66.6	65.8	59.3	75	82	93	93	
PKBLS FEB	41.17	41.15	40.32	39.09	38.91	68.4	63.9	55.4	82	85	93	89	

LIVE CATTLE				FEEDER CATTLE				LIVE HOGS						
MONTH	HIGH	LOW	LAST	CHG	MONTH	HIGH	LOW	LAST	CHG	MONTH	HIGH	LOW	LAST	CHG
FEB	7370	7310	7325*	-5	JAN	7675	7642	7662*	+10	FEB	3920	3820	3822*	-102
APR	7387	7320	7352*	-5	MAR	7490	7445	7472*	+10	APR	4020	3927	3950*	-57
JUN	6785	6730	6755*	-10	APR	7350	7300	7325*	-5	JUN	4560	4495	4502*	-37
AUG	6540	6512	6520*	+5	MAY	7232	7200	7220*	+12	JUL	4550	4490	4500*	-32
OCT	6580	6550	6565*	+17	AUG	7245	7220	7245*	+25	AUG	4500	4440	4465*	-32
DEC	6675	6650	6662*	+27	SEP	7160	7145	7160*	+25	OCT	4290	4240	4247*	-32
FEB	6765	6755	6755*	+30	OCT	7125	7115	7125*	+10	DEC	4380	4325	4342*	-32
APR					NOV	7150	7140	7150*	+15	FEB	4465	4435	4435*	-25
SWISS FRANC				CANADIAN DOLLAR				PORK BELLIES						
MONTH	HIGH	LOW	LAST	CHG	MONTH	HIGH	LOW	LAST	CHG	MONTH	HIGH	LOW	LAST	CHG
MAR	7680	7616	7657*	+13	MAR	7133	7104	7130*	+21	FEB	4210	4085	4117*	-57
JUN	7725	7678	7712*	+12	JUN	7113	7085	7111*	+21	MAR	4245	4135	4160*	-52
SEP	7735	7747	7773*	+11	SEP	7097	7088	7095*	+21	MAY	4350	4235	4277*	-47
BRITISH POUND				US DOLLAR INDEX				GERMAN MARK						
MONTH	HIGH	LOW	LAST	CHG	MONTH	HIGH	LOW	LAST	CHG	MONTH	HIGH	LOW	LAST	CHG
MAR	15642	15586	15606*	-36	MAR	8920	8911	8924*	-11	AUG	4300	4235	4240*	-47
JUN	15610	15574	15602*	-36	JUN	8909	8909	8925*	-12	FEB	5040	5020	5040*	0
SEP			15598*	-36										
JAPANESE YEN				S&P 500 INDEX										
MONTH	HIGH	LOW	LAST	CHG	MONTH	HIGH	LOW	LAST	CHG	MONTH	HIGH	LOW	LAST	CHG
MAR	10016	9926	9936*	-74	MAR	46390	46025	46375*	+230	MAR	6444	6413	6425*	-17
JUN	10105	10052	10060*	-80	JUN	46805	46470	46805*	+230	JUN	6470	6442	6453*	-18
SFP	10225	10175	10189*	-87	SEP	47330	47000	47330*	+230	SEP		6485	6484*	-19
					DEC	47950	47640	47930*	+170	DEC				
CORN				CHICAGO WHEAT				K.C. WHEAT						
MONTH	HIGH	LOW	LAST	CHG	MONTH	HIGH	LOW	LAST	CHG	MONTH	HIGH	LOW	LAST	CHG
MAR	2294	2276	2286*	+2	MAR	3996	3924	3980*	+24	MAR	3960	3892	3946*	+32
MAY	2370	2352	2356*	0	MAY	3770	3660	3752*	+26	MAY	3810	3740	3802*	+32
JUL	2420	2402	2410*	+2	JUL	3470	3400	3460*	+36	JUL	3534	3476	3524*	+32
SEP	2462	2444	2450*	+2	SEP	3520	3454	3514*	+36	SEP			3554*	+30
DEC	2494	2476	2490*	+10	DEC	3620	3574	3620*	+30	DEC			3630*	+30
MAR	2562	2544	2554*	+6	MAR	3700	3690	3700*	+10					
MAY	2604	2594	2604*	0										
JUL	2630	2616	2622*	+2	MAR	1264	1246	1256*	+2	MAR	3900	3840	3884*	+32
DEC	2512	2510	2512*	-6	MAY	1314	1300	1306*	+2	MAY	3846	3796	3834*	+30
					JUL	1362	1352	1354*	0	JUL	3730	3724	3724*	+24
SOYBEANS				SOYBEAN MEAL				SOYBEAN OIL						
MONTH	HIGH	LOW	LAST	CHG	MONTH	HIGH	LOW	LAST	CHG	MONTH	HIGH	LOW	LAST	CHG
JAN	5506	5470	5484*	+6	SEP			1396*	+2	DEC			3630*	0
MAR	5606	5570	5584*	+6										
MAY	5706	5664	5684*	+4	JAN	1547	1536	1539*	+7	JAN	2952	2910	2928*	0
JUL	5770	5730	5750*	+10	MAR	1579	1567	1568*	0	MAR	2815	2763	2790*	+15
AUG	5796	5770	5782*	+12	MAY	1617	1607	1607*	0	MAY	2675	2630	2663*	+25
SEP	5814	5784	5802*	+4	JUL	1657	1648	1649*	-4	JUL	2604	2565	2597*	+26
NOV	5894	5864	5880*	+10	AUG	1677	1669	1669*	-4	AUG	2570	2530	2560*	+20
JAN	5960	5940	5954*	+20	SEP	1697	1689	1689*	-5	SEP	2540	2515	2530*	+35
JUL	6110	6090	6110*	+20	OCT	1716	1708	1709*	-4	OCT	2505	2485	2500*	+22
NOV	5970	5954	5960*	+4	DEC	1748	1740	1742*	-5	DEC	2470	2435	2465*	+27

JAN SOYBEANS

CONTRACT HIGH: 7.040 LOW: 5.372



JAN SOYBEAN MEAL

CONTRACT HIGH: 207.5 LOW: 152.5

