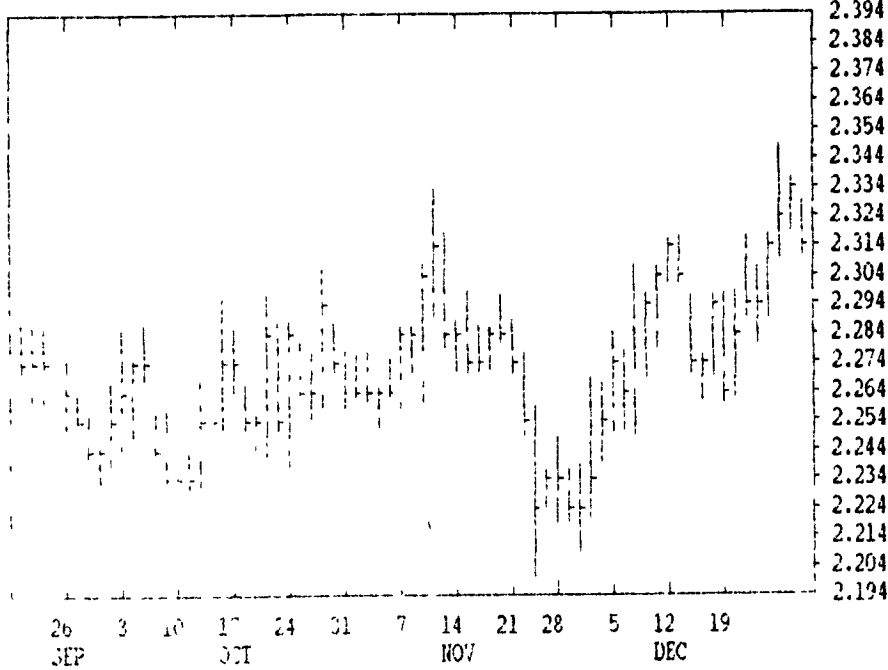


GRAIN, CATTLE AND HOG FUTURES MARKETS

(Closing bids: Thursday, Dec. 29, 1994)

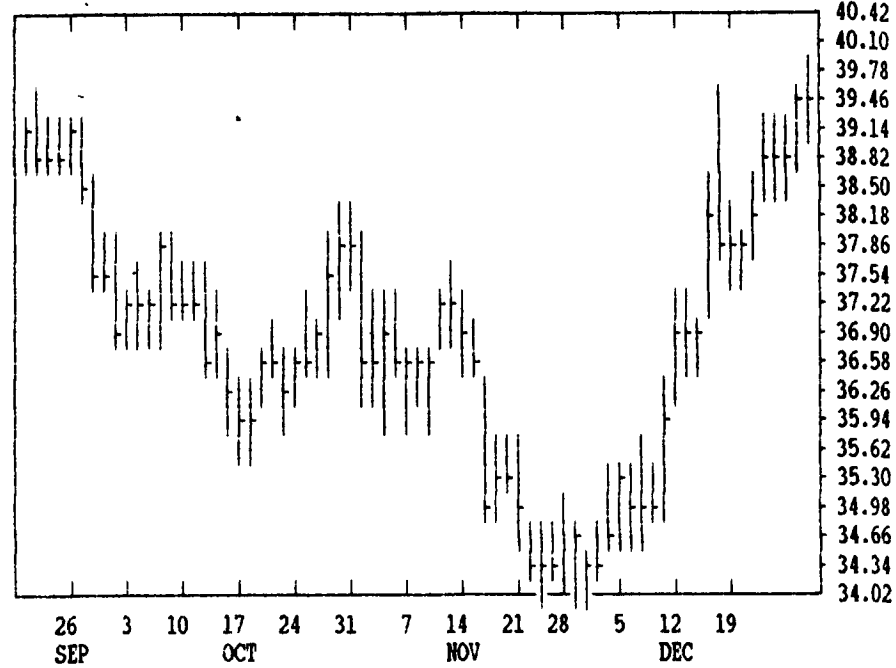
MAR CORN

CONTRACT HIGH: 2.824 LOW: 2.204



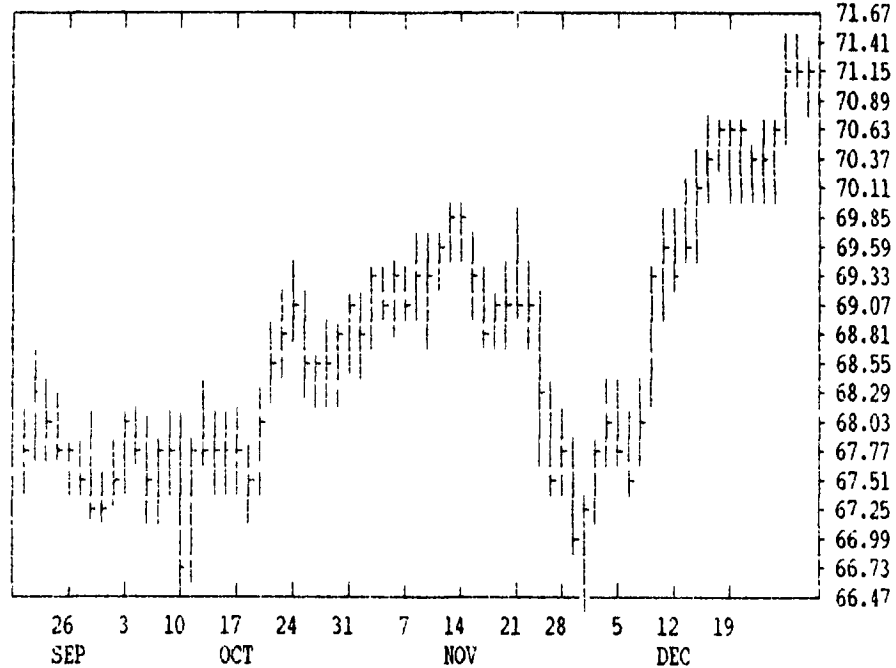
FEB LIVE HOGS

CONTRACT HIGH: 50.80 LOW: 34.02



FEB LIVE CATTLE

CONTRACT HIGH: 74.25 LOW: 66.47



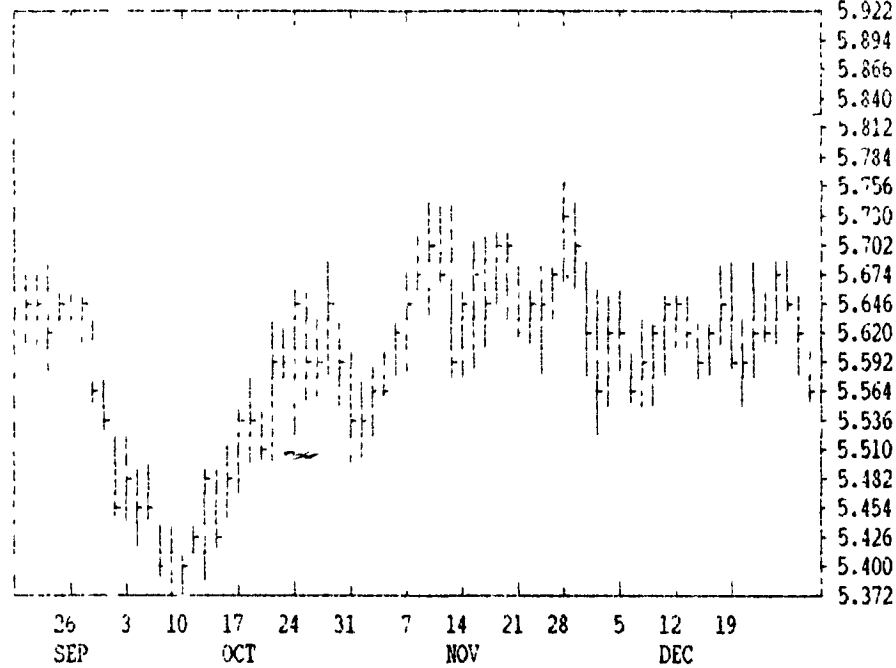
FUTURES		TECHNICAL POINTS				SLOW STOCHASTIC			
PRICE	DECIMAL	MOVING AVERAGES	RSI'S		5 DAY		20 DAY		
CONTRACT	CLOSE	4-DAY	9-DAY	14-DAY	30-DAY	%K	%D	%K	%D
WHEAT MAR	403.00	405.75	400.83	395.22	393.12	61.4	58.8	53.5	75 85 91 91
WHEAT MAY	379.00	379.87	377.89	375.15	373.28	58.6	55.7	51.2	76 76 86 81
KOAHNT MAR	401.25	405.69	401.61	395.75	394.21	56.4	55.8	53.0	69 83 90 91
KOAHNT MAY	384.50	375.81	382.32	379.22	377.14	62.1	58.2	51.4	74 80 90 88
MGWHT MAR	293.50	290.31	291.31	289.39	293.02	53.2	51.6	49.8	63 75 84 83
CORN MAR	231.50	232.12	230.20	229.61	227.91	58.4	57.4	54.0	63 72 81 78
CORN MAY	236.25	239.94	237.02	237.11	235.07	59.3	57.4	51.4	69 74 84 79
CORN JUL	244.00	244.07	242.50	241.74	244.13	54.1	51.0	49.4	70 79 87 87
SOYB MAR	122.50	125.75	125.19	123.02	132.92	41.7	43.5	45.3	29 54 74 53
BE NC JAN	557.25	563.06	562.94	562.47	563.68	38.4	42.8	46.2	36 59 46 42
BFANE MAR	568.25	571.94	573.67	572.61	573.52	39.5	42.7	46.2	34 59 53 50
BE NC MAY	577.50	582.75	582.41	580.90	581.52	41.4	45.1	47.6	37 61 61 57
NT-L JAN	157.30	157.73	159.13	159.64	160.61	40.1	42.2	42.1	15 28 47 56
SUHI MAR	20.20	20.69	21.08	21.02	21.31	70.4	61.5	63.9	87 88 87 75
CLTIE FEB	11.25	11.22	10.79	10.98	10.29	75.6	70.2	61.7	77 77 93 94
CATTLE MAR	71.95	71.74	71.40	71.05	69.94	77.7	73.4	63.3	80 84 94 95
HTL JAN	75.78	76.09	75.55	74.85	74.26	82.0	82.2	86.2	77 61 88 87
HOG FEB	39.47	39.24	38.67	37.42	37.57	82.0	73.9	61.9	88 84 94 86
HOGS APR	39.22	39.01	38.62	37.12	37.12	74.6	69.3	59.7	80 80 93 86
PELL FEB	31.50	31.56	31.49	31.19	31.91	69.2	61.4	53.7	72 68 89 83

CORN				MIDGGE WHEAT				F.C. WHEAT						
CONTRACT	HIGH	LOW	LAST	CHG	HIGH	LOW	LAST	CHG	HIGH	LOW	LAST	CHG		
MAR	2312	2312	2312	-2	4060	4029	4030*	-40	MAR	4050	4004	4012*	-54	
MAY	2394	2394	2394	-1	MAY	3794	3744	3790*	-10	MAY	3354	3314	3244*	-20
JUL	2454	2454	2454	+2	JUL	3410	3442	3474*	+12	JUL	3542	3510	3540*	-6
SEP	2514	2514	2514	-1	SEP	3527	3500	3520*	+10	SEP	3572	3550	3572*	+16
NOV	2574	2574	2574	-14	NOV	3620	3620	3614*	-1	NOV	3640	3632	3634*	+10
DEC	2634	2634	2634	-10	DEC	3710	3700	3740*	+10	MINN WHEAT				
					SOYBEAN MEAL				SOYBEAN OIL					
					MAR				MAR					
					MAY				MAY					
					JUL				JUL					
					SEP				SEP					
					NOV				NOV					
					DEC				DEC					

HELDER CATTLE				LIVE HOGS					
CONTRACT	HIGH	LOW	LAST	CHG	HIGH	LOW	LAST	CHG	
FEB	7002	7002	7002	+7	JAN	7575	7551	7577*	-12
APR	7207	7207	7207	+20	MAY	7387	7309	7377*	-10
JUN	7402	7402	7402	-12	SEP	7280	7242	7262*	-2
AUG	7544	7544	7544	-5	NOV	7155	7130	7150*	-5
OCT	7672	7672	7672	+10	DEC	7165	7150	7165*	0
FEB	7525	7525	7525	+7	JAN	7080	7080	7080*	0
APR	7615	7615	7615	+5	MAY	7070	7057	7070*	+10
JUN	7705	7705	7705	+10	SEP	7095	7080	7095*	+10
CANADIAN DOLLAR				PORK BELLIES					
MAR				FEB					
JUN				MAR					
SEP				MAY					
OCT				JUL					
NOV				AUG					
DEC				SEP					
FEB				OCT					
MAY				NOV					
AUG				DEC					
NOV				FEB					
DEC				MAY					
JUL				AUG					
SEP				SEP					
OCT				OCT					
NOV				NOV					
DEC				DEC					

JAN SOYBEANS

CONTRACT HIGH: 7.040 LOW: 5.372



JAN SOYBEAN MEAL

CONTRACT HIGH: 207.5 LOW: 155.5

