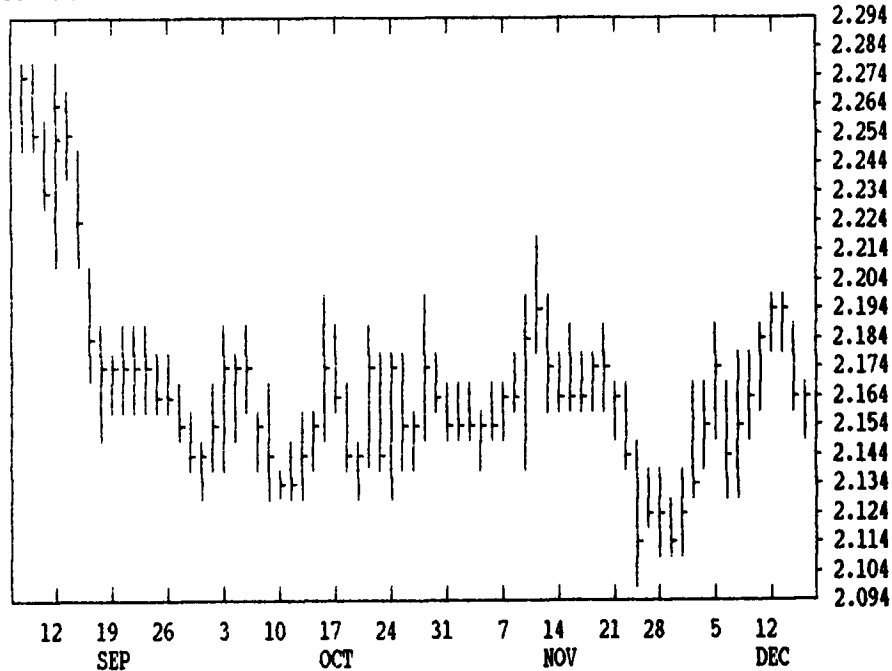


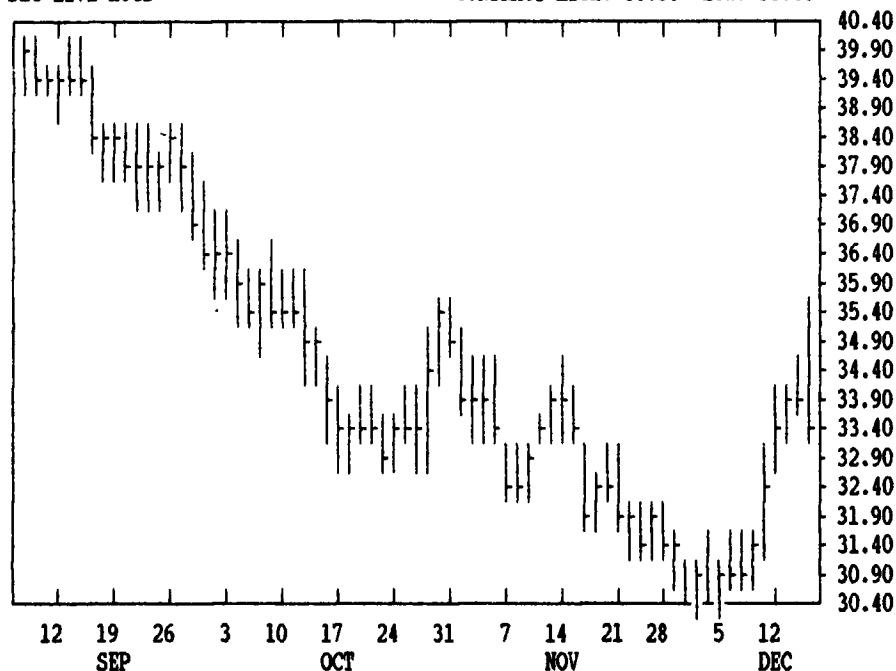
GRAIN, CATTLE AND HOG FUTURES MARKETS

(Closing bids: Thursday, Dec. 15, 1994)

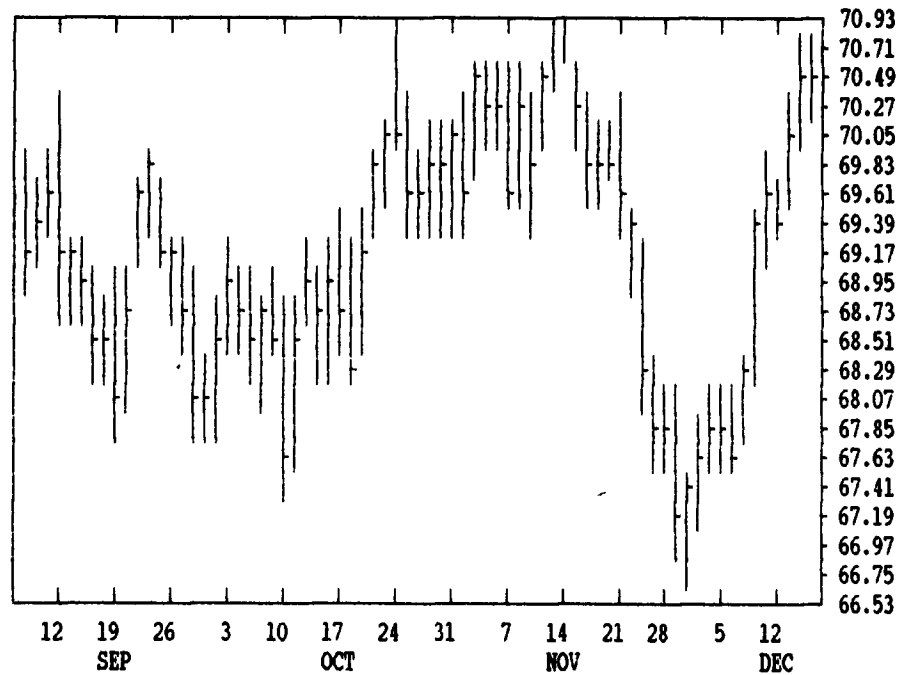
DEC CORN CONTRACT HIGH: 2.770 LOW: 2.104



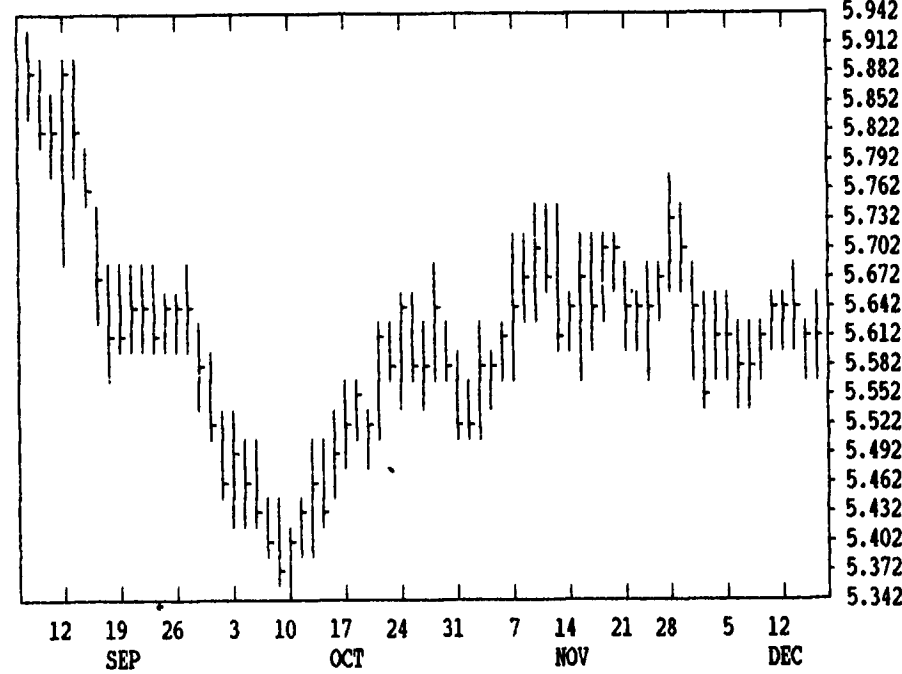
DEC LIVE HOGS CONTRACT HIGH: 50.50 LOW: 30.40



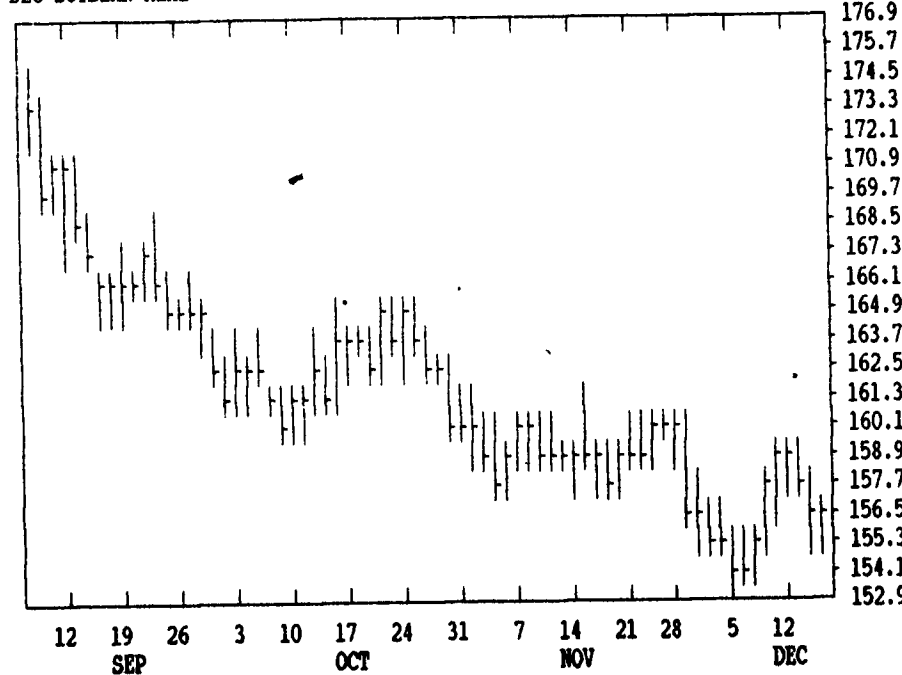
DEC LIVE CATTLE CONTRACT HIGH: 74.30 LOW: 66.75



JAN SOYBEANS CONTRACT HIGH: 7.040 LOW: 5.372



DEC SOYBEAN MEAL CONTRACT HIGH: 209.0 LOW: 154.1



DTN FUTURES 14 12/15/94		TECHNICAL POINTS				SLOW STOCHASTIC						
PRICES ARE DECIMAL		MOVING AVERAGES				RSI'S						
CONTRACT	CLOSE	4-DAY	9-DAY	18-DAY	45-DAY	9DAY	14DAY	30DAY	%K	%D	%K	%D
WHEAT DEC	372.00	372.94	374.92	372.42	383.08	45.3	44.9	46.5	22	38	65	67
WHEAT MAR	386.00	387.19	389.61	386.46	395.22	45.1	45.5	47.7	21	33	64	72
KCWHT DEC	398.50	396.94	398.89	391.74	396.84	54.8	53.4	52.8	22	30	77	84
KCWHT MAR	387.00	387.19	389.89	387.40	396.41	45.8	45.4	47.4	20	30	61	69
MNWHY DEC	368.50	368.37	371.03	372.03	385.39	42.5	41.8	45.5	22	24	22	25
CORN DEC	216.50	218.00	217.33	215.42	216.11	50.0	50.5	48.1	48	72	81	70
CORN MAR	227.75	229.50	228.94	226.50	227.21	49.8	50.8	48.8	39	64	81	75
CORN MAY	234.75	236.56	236.31	233.68	234.76	48.6	49.3	47.0	39	65	81	78
OATS DEC	113.50	114.12	112.28	111.79	120.73	48.8	44.3	42.3	47	67	41	33
BEANS JAN	562.75	563.00	561.92	564.18	562.23	48.9	49.3	48.0	52	67	36	32
BEANS MAR	573.25	573.19	571.56	573.57	571.88	50.9	50.5	48.5	58	71	42	36
BEANS MAY	582.00	581.75	579.39	581.21	579.68	52.8	51.7	49.2	61	74	48	40
NEAL DEC	156.20	157.47	156.82	157.44	159.72	40.7	40.7	39.4	36	64	51	45
BNOIL DEC	29.11	28.80	28.88	28.78	27.43	60.1	60.6	60.6	70	49	58	60
CATTLE DEC	70.57	70.19	69.31	68.73	69.42	72.2	64.2	56.2	94	92	82	63
CATTLE FEB	70.50	69.98	69.17	68.61	68.78	73.8	67.0	59.0	89	88	93	78
FCTL JAN	75.13	74.59	74.15	73.65	73.79	67.5	61.0	54.7	90	81	75	61
HOGS DEC	33.72	33.85	32.49	31.95	32.97	65.4	58.7	48.5	77	86	76	52
HOGS FEB	38.10	37.20	36.16	35.36	36.12	79.8	70.0	56.3	86	85	84	60
PKBLS FEB	39.30	37.84	36.89	36.58	38.89	69.4	59.4	50.4	84	76	40	23

CORN				CHICAGO WHEAT				K.C. WHEAT						
DEC	HIGH	LOW	LAST	CHG	DEC	HIGH	LOW	LAST	CHG	DEC	HIGH	LOW	LAST	CHG
DEC	2170	2160	2164*	0	DEC	3726	3684	3720*	+42	DEC	3986	3952	3984*	+66
MAR	2280	2270	2276*	-2	MAR	3874	3820	3860*	+34	MAR	3880	3820	3870*	+46
MAY	2350	2336	2346*	0	MAY	3706	3640	3694*	+40	MAY	3740	3684	3732*	+36
JLY	2394	2380	2390*	+4	JLY	3416	3376	3406*	+34	JLY	3486	3440	3474*	+34
SEP	2430	2416	2424*	+4	SEP	3464	3440	3462*	+34	SEP	3524	3500	3510*	+40
DEC	2466	2452	2462*	+2	DEC	3566	3544	3546*	+16	MINN WHEAT				
MAR	2532	2520	2526*	+2	OATS				DEC	3690	3640	3684*	+54	
JLY	2606	2592	2604*	+4	DEC	1134	1124	1134*	+4	MAR	3850	3780	3836*	+40
DEC	2504	2500	2504*	+10	MAR	1222	1204	1222*	+14	MAY	3836	3790	3826*	+72
SOYBEANS				MAY	1274	1260	1270*	+10	JLY	3654* +32				
JAN	5634	5590	5626*	+14	JLY	1324	1324	1324*	+14	SEP	3530	3520	3530*	+10
MAR	5740	5694	5732*	+20	SOYBEAN MEAL				SOYBEAN OIL					
MAY	5824	5774	5820*	+22	DEC	1566	1559	1562*	-1	DEC	2912	2860	2911*	+27
JLY	5876	5830	5872*	+22	JAN	1578	1570	1573*	-1	JAN	2775	2730	2773*	+19
AUG	5904	5860	5902*	+26	MAR	1615	1606	1608*	-1	MAR	2684	2645	2683*	+18
SEP	5914	5880	5904*	+24	MAY	1654	1646	1649*	+2	MAY	2602	2575	2602*	+12
NOV	5984	5936	5984*	+30	JLY	1698	1690	1692*	-1	JLY	2550	2531	2547*	+6
JAN	6050	6040	6050*	+30	AUG	1717	1713	1713*	-1	AUG	2530	2510	2515*	+5
JLY	6170	6144	6170*	+24	SEP	1737	1733	1733*	-1	SEP	2500	2485	2490*	+10
NOV	6040	6010	6040*	+20	OCT	1755	1749	1749*	-2	OCT	2485	2465	2471*	+3

LIVE CATTLE				FEEDER CATTLE				LIVE HOGS						
DEC	HIGH	LOW	LAST	CHG	JAN	HIGH	LOW	LAST	CHG	DEC	HIGH	LOW	LAST	CHG
DEC	7075	7032	7057*	0	JAN	7520	7467	7512*	+45	DEC	3560	3350	3372*	-40
FEB	7065	7015	7050*	+32	MAR	7275	7225	7270*	+40	FEB	3842	3717	3810*	+117
APR	7092	7050	7072*	+17	APR	7190	7135	7172*	+40	APR	3890	3750	3812*	+60
JUN	6590	6537	6577*	+40	MAY	7085	7040	7080*	+37	JUN	4430	4330	4385*	+52
AUG	6392	6335	6367*	+37	AUG	7115	7085	7105*	+35	JLY	4425	4335	4385*	+57
OCT	6450	6407	6450*	+40	SEP	7045	7030	7045*	+17	AUG	4420	4310	4370*	+65
DEC	6525	6490	6515*	+35	OCT	7025	7005	7020*	+10	OCT	4250	4135	4207*	+77
FEB					NOV	7050	7050*	+15	DEC	4405	4300	4365*	+65	
SWISS FRANC				CANADIAN DOLLAR				PORK BELLIES						
DEC	7546	7521	7536*	+1	DEC	7218	7199	7204*	-13	FEB	4015	3805	3930*	+115
MAR	7581	7555	7569*	0	MAR	7210	7189	7191*	-13	MAR	4042	3847	3960*	+110
JUN	7624	7610	7620*	0	JUN	7184	7171	7171*	-11	MAY	4142	3970	4035*	+75
BRITISH POUND				US DOLLAR INDEX				GERMAN MARK						
DEC	15638	15590	15628*	+14	DEC	8955a		+5	AUG	4100	3970	4002*	+50	
MAR	15640	15586	15626*	+12	MAR	8964a		+1	FEB	5012	4980	5012*	+57	
JUN	15640	15618	15624*	+12	S&P 500 INDEX				GERMAN MARK					
JAPANESE YEN				MAR	46085	45780	45865*	+55	DEC	6373	6352	6366*	-6	
DEC	9984	9963	9965*	-2	JUN	46510	46230	46300*	+55	MAR	6389	6362	6376*	-7
MAR	10080	10053	10057*	-3	SEP	47035	46750	46790*	+25	JUN	6410	6392	6402*	-8
JUN	10200	10186	10183*	-7	DEC				SEP	6432	6432*	-8		