


Additional Discounts For Year End Purchases

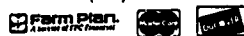
Round Bale Wrappers

In Stock At Reasonable Prices!

Ask For Amos Sr.



BINKLEY & HURST BROS. INC. 133 Rothsville Station Rd. Lititz, PA 17543 (717) 626-4705
1-800-487-2978



One Only Year End Special


Unverferth Grain Cart In Stock

Harvesting Efficiency

From the **HIGH IQ* LINE**


*Innovative Design-Quality Manufacturing

530 Bushel With 23x26 Tires
NE 0653 \$8,750
Towaway \$8,600



Factory Direct Pricing!

Binkley & Hurst Bros., Inc.
Has A Quality Clod Breaking Packer For You
In Stock Ready For Delivery With Financing
Available With Credit Approval



Breaks clods while it gently firms and levels seedbeds reducing air pockets and moisture loss to stimulate seed germination for uniform plant stands.

No. 9999
(1) New 22'8"
Flat Fold Wing Packer
New 24' Flat Fold
Wing Packer In Stock,
Ready For Delivery!



Get Ready For Spring By Placing Your Pre-Season Order Today!

If You Plant Speciality Crops You Need A Monosem Planter From Binkley & Hurst Now!



BINKLEY & HURST BROS. INC. 133 Rothsville Station Rd. Lititz, PA 17543 (717) 626-4705
1-800-487-2978



- Low Maintenance
- Durable
- Cast aluminum metering box
- Easy access to seed disc and quickly changed to plant most row crops
- 2-12 rows
- Mounted & pull type

THE NEW GENERATION OF PLANTERS


Model	Row Spacing	Seed Rate	Crop	Row Width
DC 3050	30"	5 mm (13/64")	Corn	2 3/4" to 8 1/2"
DC 1825	18"	2 5 mm (3/32 ")	Sunflower (large)	4 3/4" to 14"
DC 2437	24"	3 7 mm (9/64 ")	Sweet corn (small)	3 9/16" to 10 1/2"
DC 1818	18"	1 8 mm (3/16 ")	Melon/Cucumber	4 3/4" to 14"
DC 3020	30"	2 mm (5/64 ")	Beets/Pickles	2 3/4" to 8 1/2"
DC 6035	60"	3 5 mm (9/64 ")	Cotton/Beans (small)	1 3/8" to 4 3/8"
DC 6045	60"	4 5 mm (11/64")	Soybean/Beans (reg)	1 3/8" to 4 3/8"
DC 7212	72"	1 2 mm (3/64 ")	Onions/Tomatoes	1 3/16" to 3 9/16"
DC 3612	36"	1 2 mm (3/64 ")	Cabbage	2 3/8" to 7 1/16"
DC 7222	72"	2 2 mm (3/32 ")	Sorghum High population	1 3/16" to 3 9/16"
DC 3622	36"	2 2 mm (3/32 ")	Sorghum Low population	2 3/8" to 7 1/16"
DC 3065	30"	6 5 mm (1/4")	Kidney beans	2 3/4" to 8 1/2"
DC 3680	36"	6 mm (15/64")	Peanut	2 3/8" to 7 1/16"

other seed discs available upon request

Sizes Available From 2 Row and Up. Call For Details!
Or Ask Our Salesman To Stop Out And Discuss Your Needs!

Year End Cash & Carry Deals!

Ditchbanks
Mowers
Rotary
Cutters
Rear
Blades
Roll
Mowers
Three Point Hitch
Beam Mowers
Finishing
Mowers
Pasture
Renovator
Post Hole
Diggers
Rotary
Shredders
Rotary
Mowers
Landscape
Rakes
Rotary
Tillers
Flat Wing
Cutters



SE6

A Tough and Economical Cutter!

72" Cut, 540 RPM, Cat. 4 Shielded Driveline, Shear Bolt or Slip Clutch Protection, 60 HP Gearbox, Pan Blade Carrier, Updraft Blades, CAT 1 Three-Point Hitch, 10-Gauge Deck, 10-Ga x 8" Side Skirts, Rated for 1" Diameter Material, Safety Deflectors Standard

5'-6' and 7' Models In Stock



3 Pt. 83" Cut Disc Mower and 3 Pt. 110" Cut Disc Mower


In Stock At Good Year End Prices

Quality Post Hole Diggers In Stock With 12" Augers

See Binkley & Hurst Bros., Inc. For All Types Of Your Rotary Cutter Needs... Including Offset Slope, Turf Mowing, and Shredding Equipment!

Ideal To Shred Corn Fodder!

Quality, Dependability and Performance Are Three Great Reasons Why The TWISTER Family of Medium-Duty Cutters From SERVI-RHINO Is Mowing The Competition Down!



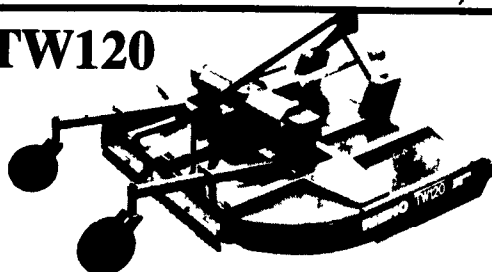
TW60

The TW60 mows a full 5' swath and is available in 540 RPM and three-point lift. The TW60 requires only a 30 HP tractor (with adequate front weight) to save on operating costs. The tail-wheel beam of the TW60, 72, and 84 lift-type cutters are easily adjustable for different cutting heights.

TW72
The TW72 mows a 6' swath of material and can be operated on a tractor as small as 40 HP (with adequate front weight). The floating top linkage of the "A" Frame allows the TW cutters to follow the contour of the ground in rough conditions without damage to the hitch.



TW120



Rhino Cutters In Stock

Performance and Durability for Larger Acreages! 120" Cut; 120 HP Center Gearbox; 100 HP Outboard Gearboxes; Pan Blade Carriers;

Updraft Blades; Cat. 4 Driveline with Slip Clutch Protection; 540 Lift or Pull-Type; 10-Gauge Deck; 1/4"x10" Side Skirts; Replaceable Skid Shoes; Rated for 2" Diameter Material; Safety Deflectors Standard.

RHINO REAR BLADES

With Hydraulics For Tractors Rated From 75-150 DBHP. Available w/7', 8', 9' & 10'

Moldboards. Also Smaller Heavy Built Units In Stock



See Binkley & Hurst Bros. For Quality New Rhino Equipment To Do Your Job Right!


RHINO



If It's Snow Removal Or Heavy Duty Excavating, You Need A Rhino Blade From Binkley & Hurst Bros. Now!

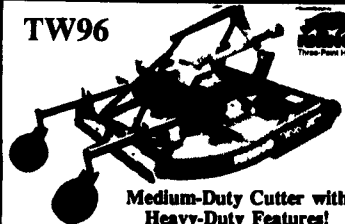


A support stand is standard on the 800 Blade to provide safer storage and unit hook up. The moldboard and replaceable cutting edge form a constant curvature to cut and roll the material being worked more efficiently. Optional equipment includes quick tach and plates, skid shoes, and CAT II quick coupler bushings.



The 800 Blade features mainframe swing moldboard pivot and moldboard lift to fit a wide range of applications. The blade can be offset a maximum of 30" from the center line of the tractor for working outside the tractor tire. The moldboard can be pivoted a full 360 degrees for backfilling or working in hard to reach areas.

TW96



Medium-Duty Cutter with Heavy-Duty Features!

96" Cut; 120 HP Center Gearbox; 90 HP Outboard Gearboxes; Pan Blade Carriers; Updraft Blades; Cat. 4 Driveline; Slip Clutch Protection; Lift or Pull-Type; 540 or 1000 RPM; Replaceable Skid Shoes; Rated for 2" Diameter Material; Safety Deflectors Standard.

Rhino Batwing Cutter With 180 HP Gear Boxes



SR15

Heavy-Duty Features! 15 Cut 540 or 1000 RPM Cat. 5 Main Driveline Cat. 4 or 5 Wing Drivelines Pan Blade Carriers 6" Blade Overlap Mechanical Level Lift Axle 10-Gauge Deck 1/4 x 10-1/2" Side Skirts, 1-1/2" Serval Clevis Hitch Replaceable Skid Shoes, Wing Operation 90° Up and 22° Down Rated for 2" Diameter Material Fully Shielded Drive Lines Safety Deflectors Standard



TILLERS Heavy Duty - In Stock

55", 61" & 70"

BINKLEY & HURST BROS. INC.

1-800-487-2978

After Hours Emergency Parts Call: (717) 626-0885 (717) 626-5159



133 Rothsville Station Rd. Lititz, PA 17543 (717) 626-4705

