GRAIN, CATTLE AND HOG FUTURES MARKETS

(Closing bids: Thursday, Dec. 8, 1994)

DEC CORN CONTRACT HIGH: 2.770 LOW: 2.104

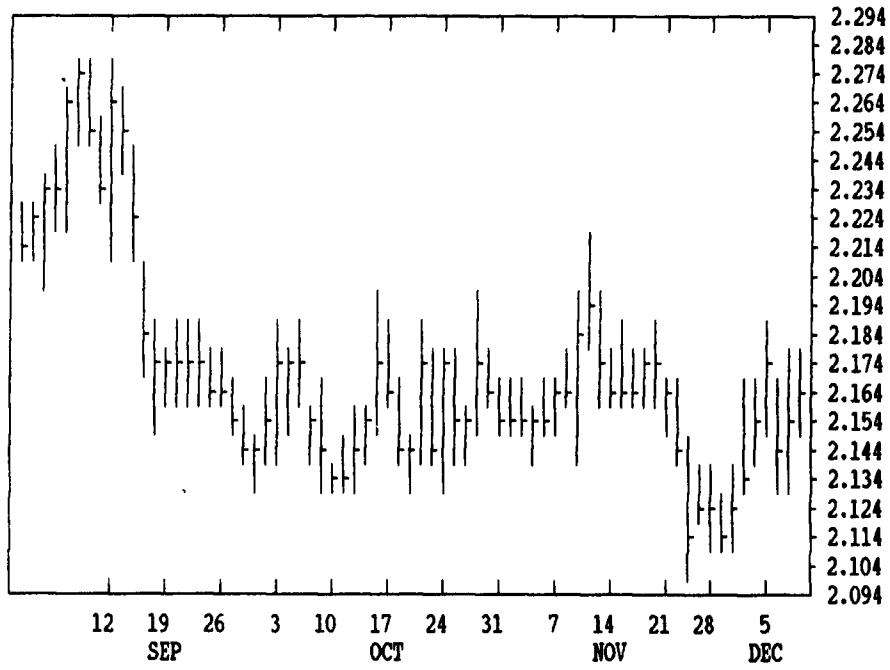

DTN FUTURES 14 12/05/94 DTN WEEKLY TECHNICAL SUMMARY 12/2/94

	Past Week's(11/28-12/2)			Last Month's		Current	
	High	Low	Close	High	Low	Support	Resistance
DEC WHEAT	380.5	359.5	379.25	393.00	359.5	358.75	418.75
MAR WHEAT	394.00	374.00	391.25	403.75	374.00	374	400.50
DEC KCWHT	401.00	374.00	399.75	406.00	374.00	370.75	422.50
MAR KCWHT	394.00	377.00	392.25	404.5	377.00	368	408.00
DEC MGEWT	381.00	368.25	377.00	398.75	367.00	360.50	418.00
DEC CORN.	217.00	211.25	215.5	222.00	210.5	204.50	222
MAR CORN.	226.5	221.75	225.5	233.5	220.5	210.00	227.50
MAY CORN.	233.25	228.5	232.75	240.5	228.00	210.00	240.00
DEC OATS.	113.75	106.00	110.25	128.00	106.00	108.00	122.00
JAN BEANS	576.5	555.00	562.75	578.00	552.00	526.75	605.00
MAR BEANS	586.00	564.00	572.00	586.00	562.25	562.25	606.50
MAY BEANS	593.00	571.00	579.5	593.00	570.75	556.00	607.00
DEC MEAL.	159.90	155.00	155.1	161.70	155.80	??	173.00
DEC BNOIL	29.45	28.38	29.22	29.25	25.53	24.53	30.82
DEC LIVCT	68.225	66.75	67.80	71.000	66.75	61.65	72.98
FEB LIVCT	68.385	66.475	68.10	69.95	66.475	66.85	69.95
JAN FEDCT	73.90	72.15	73.40	75.40	72.15	71.25	76.175
DEC LIVHG	32.10	30.40	30.675	35.10	30.40	29.975	38.75
FEB LIVHG	35.30	34.025	34.775	37.90	34.025	29.975	36.75
FEB PKBLS	37.40	35.30	35.625	43.20	35.30	33.50	43.75
DEC COTTN	84.000	75.50	81.40	78.15	71.30	68.05	??
MAR COTTN	83.36	77.53	82.84	80.45	72.65	73.56	??

LIVE CATTLE

	HIGH	LOW	LAST	CHG
DEC	6950	6840	6935*	+107
FEB	6952	6830	6930*	+112
APR	7007	6945	6985*	+50
JUN	6487	6450	6472*	+27
AUG	6310	6290	6292*	+20
OCT	6382	6360	6365*	+15
DEC	6445	6415	6420*	+17
FEB				

FEEDER CATTLE

	HIGH	LOW	LAST	CHG
JAN	7440	7380	7417*	+57
MAR	7195	7125	7167*	+55
APR	7120	7080	7087*	+50
MAY	7017	6980	7005*	+32
AUG	7065	7050	7065*	+50
SEP	6997		6997*	+32
OCT	6990		6990*	+30
NOV				

LIVE HOGS

	HIGH	LOW	LAST	CHG
DEC	3155	3110	3145*	+60
FEB	3545	3500	3520*	+20
APR	3647	3600	3617*	+12
JUN	4170	4140	4162*	+17
JLY	4185	4160	4160*	0
AUG	4175	4152	4170*	+20
OCT	3985	3960	3980*	+15
DEC	4155	4125	4145*	+7

SWISS FRANC

DEC	7486	7459	7470*	-5
MAR	7520	7500	7505*	-6
JUN	7580	7564	7564*	-66

CANADIAN DOLLAR

DEC	7242	7227	7239*	+3
MAR	7242	7223	7237*	+1
JUN	7234	7215	7231*	-1

PORK BELLIES

FEB	3690	3590	3602*	+2
MAR	3720	3625	3637*	+7
MAY	3835	3772	3775*	+12
JLY	3955	3855	3855*	-12
AUG	3850	3762	3762*	-35
FEB	4797		4797*	0

BRITISH POUND

DEC	15620	15576	15580*	-48
MAR	15602	15600	15600*	-26
JUN	15600	15600	15600*	-22

US DOLLAR INDEX

DEC	8990	8964	8975u	+5
MAR	8994	8979	8984a	+9

JAPANESE YEN

DEC	10004	9943	9995*	+41
MAR	10094	10040	10084*	+37
JUN	10206	10206	10206*	+30

S&P 500 INDEX

DEC	45300	44510	44595*	-615
MAR	45605	44790	44885*	-625
JUN	46000	45240	45315*	-610
SEP	46505	45770	45825*	-605

GERMAN MARK

DEC	6342	6317	6338*	+1
MAR	6350	6331	6331*	-19
JUN	6390	6374	6380*	-41
SEP	6445	6410	6410*	-41

CORN

	HIGH	LOW	LAST	CHG
DEC	2174	2152	2170*	+10
MAR	2296	2276	2294*	+12
MAY	2374	2356	2372*	+10
JLY	2424	2404	2422*	+6
SEP	2462	2446	2460*	+4
DEC	2496	2482	2494*	0
MAR	2560	2544	2560*	0
JLY	2630	2620	2630*	0
DEC	2536	2530	2536*	+2

SOYBEANS

JAN	5626	5574	5620*	+30
MAR	5724	5672	5714*	+32
MAY	5794	5750	5786*	+30
JLY	5844	5800	5842*	+40
AUG	5860	5830	5860*	+32
SEP	5874	5854	5864*	+30
NOV	5954	5914	5954*	+40
JAN	6024	6010	6024*	+40
JLY	6130	6120	6130*	+6
NOV	6020	6000	6020*	+10

CHICAGO WHEAT

	HIGH	LOW	LAST	CHG
DEC	3810	3750	3790*	+32
MAR	3966	3902	3946*	+34
MAY	3790	3726	3774*	+40
JLY	3480	3424	3472*	+42
SEP	3524	3500	3524*	+40
DEC	3640	3624	3634*	+36

OATS

DEC	1124	1124	1124*	+14
MAR	1230	1216	1222*	+6
MAY	1280	1272	1274*	+6
JLY	1324	1324	1324*	+2

SOYBEAN MEAL

DEC	1578	1555	1577*	+22
JAN	1593	1568	1591*	+24
MAR	1632	1608	1628*	+23
MAY	1670	1648	1669*	+25
JLY	1713	1694	1713*	+19
AUG	1732	1719	1732*	+18
SEP	1752	1739	1752*	+18
OCT	1770	1756	1770*	+19

K.C. WHEAT

	HIGH	LOW	LAST	CHG
DEC	4054	4010	4046*	+36
MAR	3962	3910	3950*	+30
MAY	3810	3754	3794*	+30
JLY	3546	3500	3536*	+34
SEP	3574	3566	3574*	+34

MINN WHEAT

DEC	3746	3696	3744*	+6
MAR	3916	3866	3906*	+26
MAY	3870	3814	3862*	+46
JLY	3664	3630	3664*	+44
SEP	3580	3564	3580*	+50

SOYBEAN OIL

DEC	2884	2815	2854*	-32
JAN	2768	2700	2732*	-34
MAR	2673	2610	2639*	-31
MAY	2580	2530	2559*	-18
JLY	2518	2486	2503*	-4
AUG	2480	2465	2470*	0
SEP	2450	2435	2435*	+5
OCT	2455	2425	2425*	+5

DEC LIVE HOGS CONTRACT HIGH: 50.50 LOW: 30.40

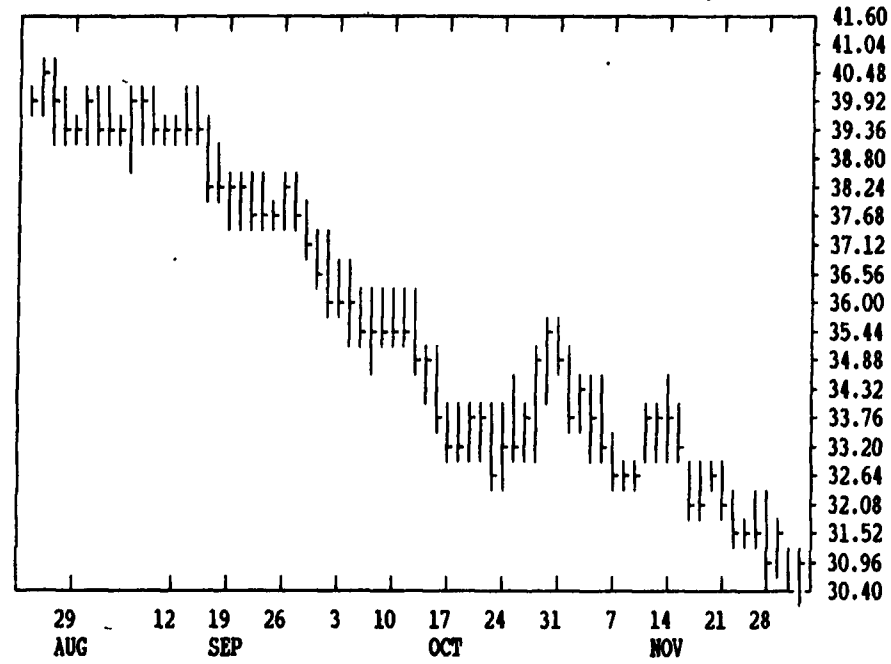

DEC LIVE CATTLE CONTRACT HIGH: 74.30 LOW: 66.75

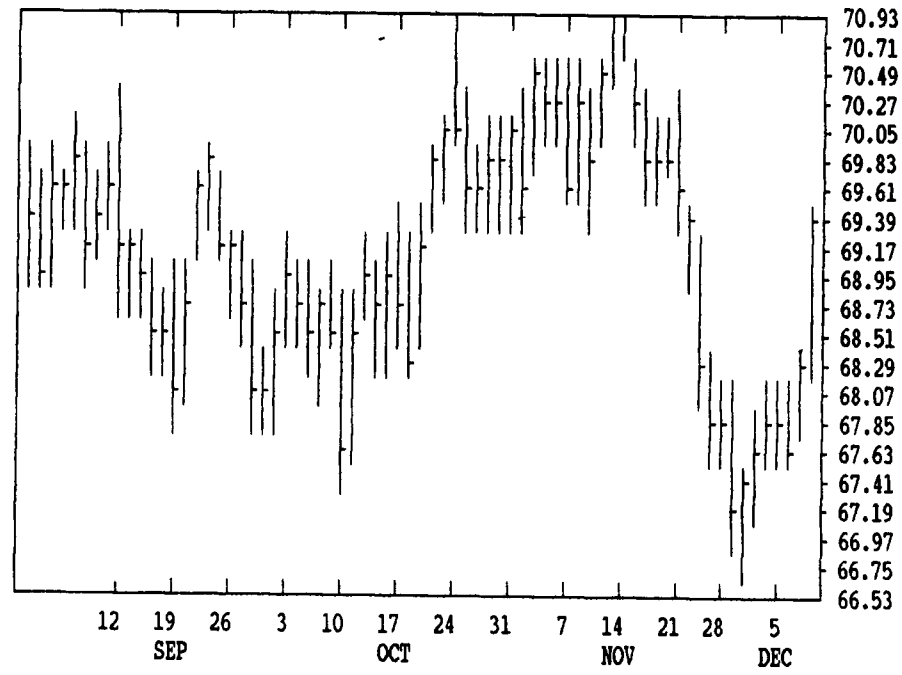

JAN SOYBEANS CONTRACT HIGH: 7.040 LOW: 5.372

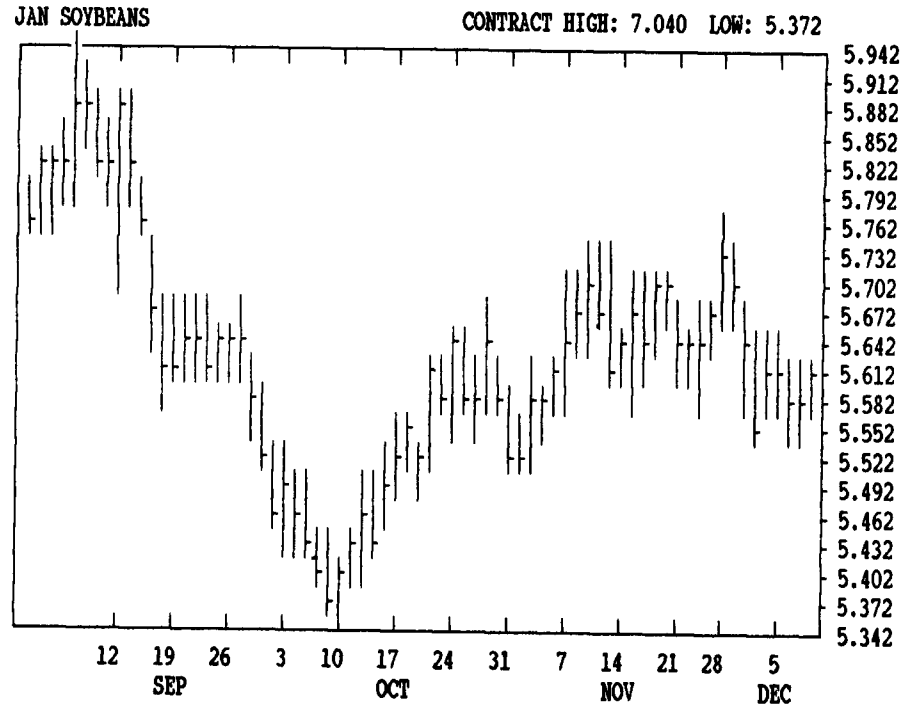
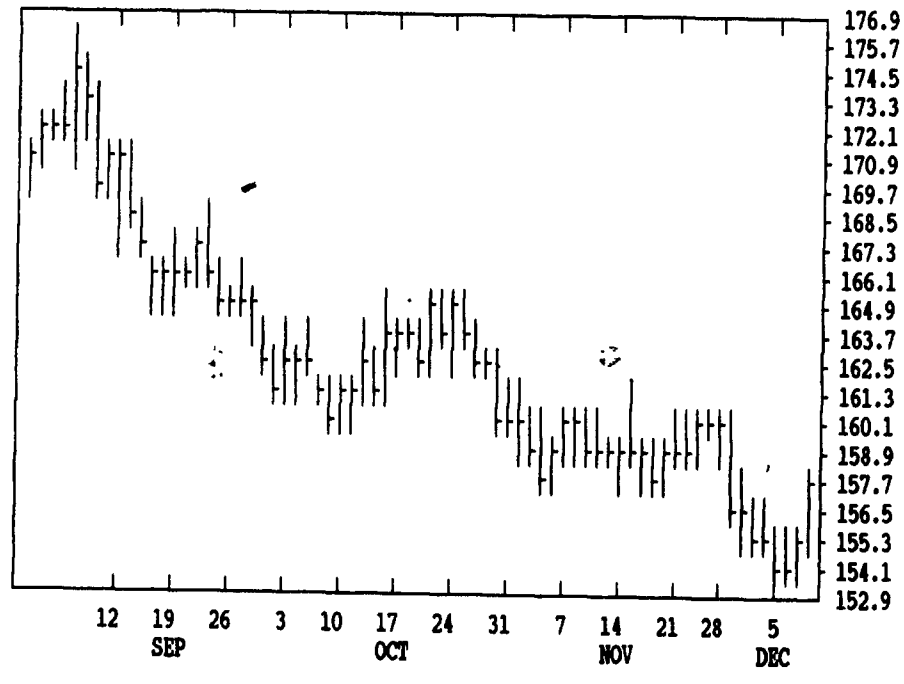
DEC SOYBEAN MEAL CONTRACT HIGH: 209.0 LOW: 154.1