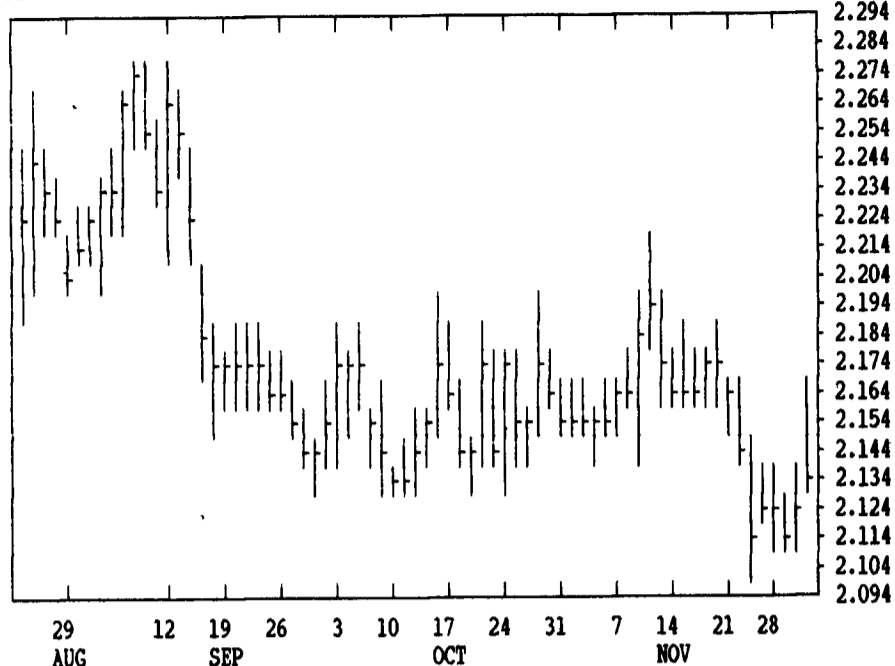


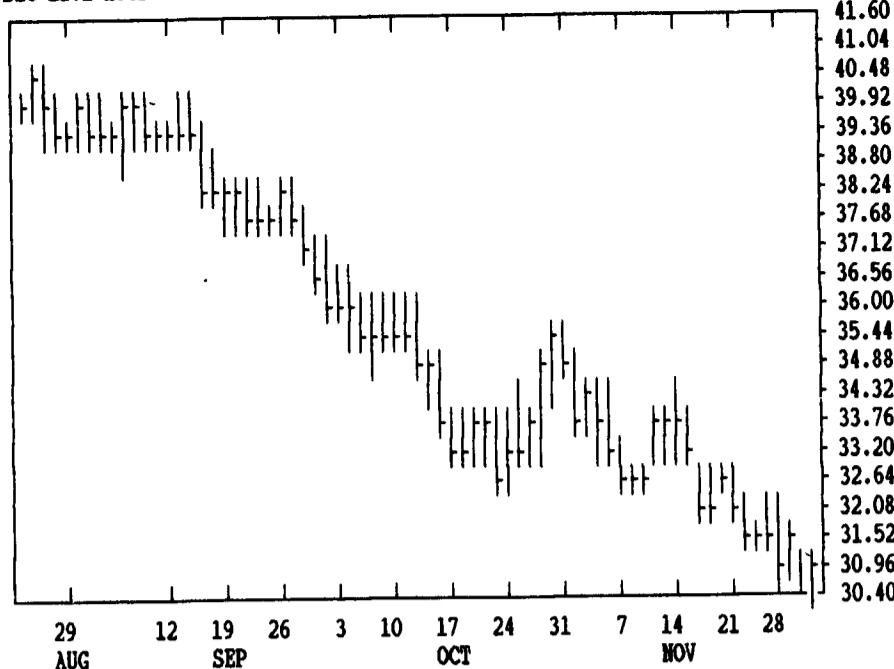
GRAIN, CATTLE AND HOG FUTURES MARKETS

(Closing bids: Thursday, Dec. 1, 1994)

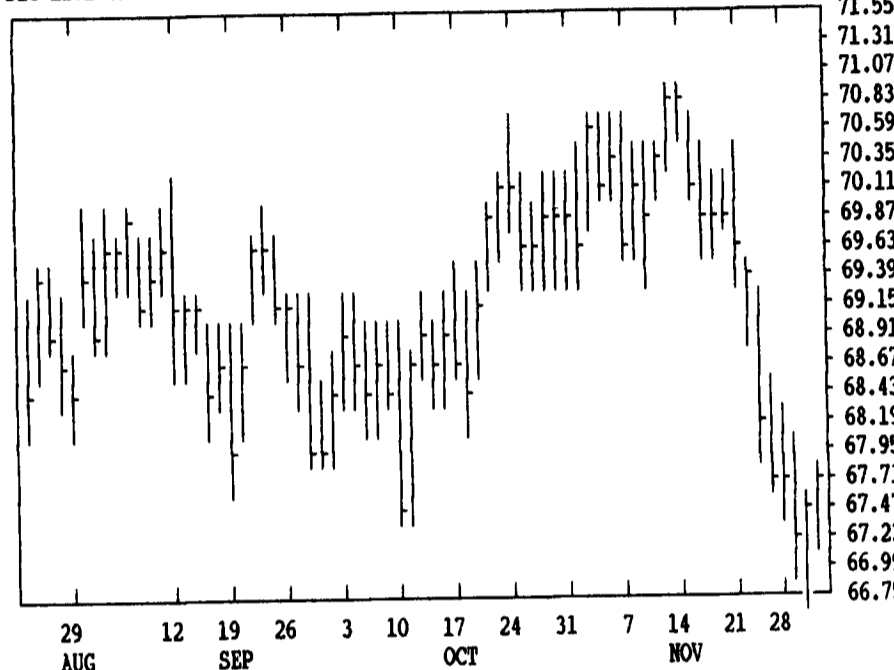
DEC CORN CONTRACT HIGH: 2.770 LOW: 2.104



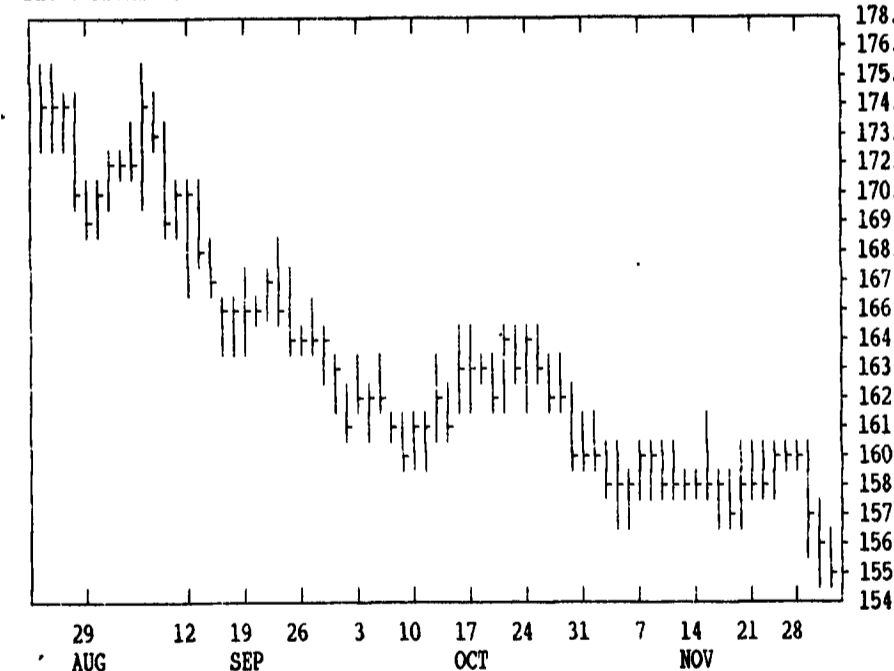
DEC LIVE HOGS CONTRACT HIGH: 50.50 LOW: 30.40



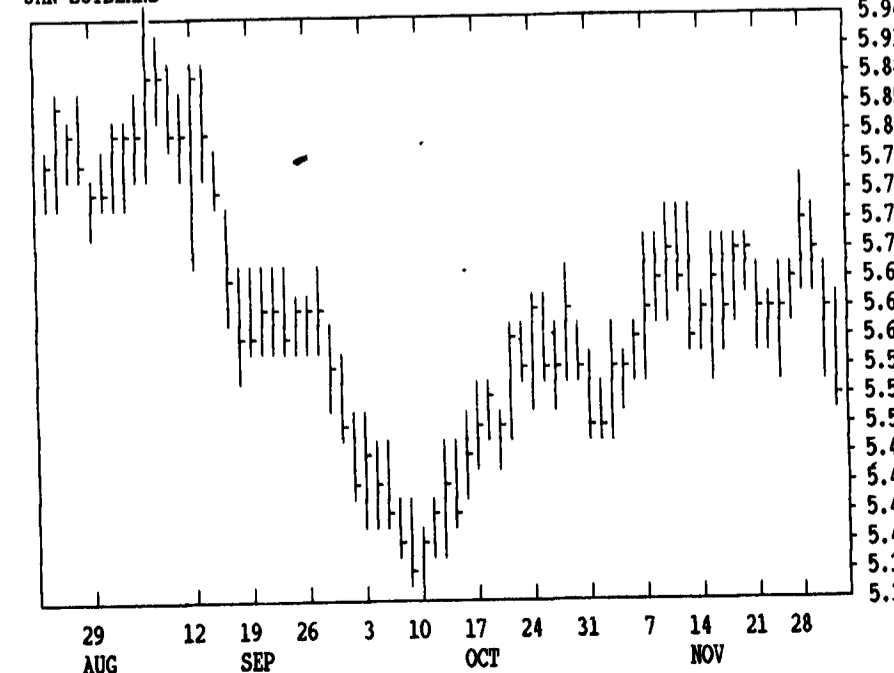
DEC LIVE CATTLE CONTRACT HIGH: 74.30 LOW: 66.75



DEC SOYBEAN MEAL CONTRACT HIGH: 209.0 LOW: 155.2



JAN SOYBEANS CONTRACT HIGH: 7.040 LOW: 5.372



DTN FUTURES 14 12/01/94		TECHNICAL POINTS				SLOW STOCHASTIC						
PRICES ARE DECIMAL		MOVING AVERAGES				RSI'S						
CONTRACT	CLOSE	4-DAY	9-DAY	18-DAY	45-DAY	9DAY	14DAY	30DAY	%K	%D	%K	%D
WHEAT DEC	374.75	369.81	369.72	374.94	390.20	50.0	45.7	46.6	74	49	24	12
WHEAT MAR	387.50	383.37	382.97	387.33	400.99	50.4	46.7	48.0	72	52	25	13
KCWHT DEC	392.00	384.75	383.00	388.47	399.78	56.8	51.3	50.4	65	51	26	12
KCWHT MAR	388.75	384.87	384.53	389.01	402.16	49.9	45.6	47.4	69	50	22	12
MNWHT DEC	371.25	373.56	373.19	378.58	393.37	38.1	38.8	45.6	48	51	19	12
MNWHT MAR	223.75	223.12	224.39	226.64	226.48	39.3	41.1	42.6	38	35	20	18
CORN DEC	214.00	212.69	213.69	215.62	215.76	46.1	45.2	43.6	39	30	18	15
CORN MAR	223.75	223.12	224.39	226.64	226.48	39.3	41.1	42.6	38	35	20	18
CORN MAY	230.50	229.87	231.39	233.86	234.09	37.2	40.2	44.1	31	28	16	15
OATS DEC	108.00	108.50	112.67	119.18	124.58	20.7	22.4	31.8	8	6	5	5
BEANS JAN	556.75	565.87	567.31	567.25	558.49	36.8	42.3	45.1	29	48	53	62
BEANS MAR	565.50	575.19	576.39	576.64	568.21	35.4	41.3	44.7	30	51	56	65
BEANS MAY	572.75	582.81	583.78	584.17	576.16	34.5	40.7	44.5	29	52	56	65
MEAL DEC	155.40	152.17	142.91	151.09	197.82	47.0	48.1	49.0	0	28	25	46
BNOIL DEC	28.54	28.90	28.60	28.25	26.30	57.6	61.3	61.3	68	85	92	91
CATTLE DEC	67.78	67.58	68.39	69.32	69.28	31.3	35.8	42.9	29	17	12	10
CATTLE FEB	67.88	67.52	68.18	68.81	68.47	40.7	42.4	45.9	34	20	19	22
FCTL JAN	73.32	72.91	73.11	73.93	73.42	47.9	47.8	48.0	33	21	17	22
HOGS DEC	30.85	31.12	31.63	32.34	33.75	30.0	31.8	33.1	27	23	8	7
HOGS FEB	34.53	34.48	34.62	35.53	36.41	36.7	36.4	36.8	60	41	11	7
PKBLS FEB	37.15	36.44	36.51	38.52	39.51	43.2	41.8	42.8	73	48	14	8

LIVE CATTLE				FEEDER CATTLE				LIVE HOGS			
DEC	FEB	APR	JUN	DEC	FEB	APR	MAY	DEC	FEB	APR	JUN
6787	6790	6927	6500	7340	7122	7070	6987	3105	3475	3582	4120
6725	6725	6875	6447	7290	7080	7035	6965	3065	3435	3535	4067
6777*	6787*	6920*	6495*	7332*	7117*	7057*	6980*	3085*	3452*	3577*	4117*
+35	+62	+57	+50	+50	+32	+37	+22	+17	+12	+40	+50
AUG	OCT	DEC	FEB	JULY	AUG	SEP	OCT	AUG	SEP	OCT	DEC
6325	6395	6450	6430	4130	7015	6985	6940	4135	4090	3905	4125
6290	6365	6450*	6450*	4080	7015*	6985	6940*	4090	4130*	3937*	4125*
+50	+55	+40	+40	+40	+25	+20	+20	+40	+40	+40	+20

SWISS FRANC				CANADIAN DOLLAR				PORK BELLIES			
DEC	MAR	JUN	DEC	DEC	MAR	JUN	DEC	FEB	MAR	MAY	JULY
7554	7590	7538	7281	7281	7280	7280	3740	3760	3895	3975	
7504	7543	7610	7259	7260	7258	7259	3625	3660	3800	3870	
7525*	7563*	7615*	7261*	7262*	7259*	7259*	3715*	3735*	3837*	3920*	
-14	-13	-12	-4	-4	-4	-4	+90	+85	+75	+70	
BRITISH POUND	US DOLLAR INDEX	JULY	AUG	SEP	OCT	DEC	FEB	MAR	JUN	SEP	
15720	8940	8940	8940a	8940a	8945	8945	3825	3770	3825*	3825*	
15640	8945	8945	8947a	8947a	8945	8945	3770	3825*	3825*	3825*	
+10	+10	+10	+8	+8	+10	+10	+80	+80	+90	+90	
JAPANESE YEN	S&P 500 INDEX	GERMAN MARK	DEC	MAR	JUN	SEP	DEC	MAR	JUN	SEP	
10136	45440	6381	44800	45700	46080	46590	6342	6355	6370*	6355*	
10066	44800	6342	44900*	45110	45540	46030	6355	6370*	6370*	6355*	
-41	-495	-12	-495	-510	-500	-510	-13	-12	-10	-10	
MAR	SEP	DEC	DEC	MAR	JUN	SEP	MAR	JUN	SEP	SEP	
10228	46590	6428	10082*	45700	46080	46030	6392	6355	6370*	6355*	
-41	-510	-10	-41	-510	-500	-510	-12	-10	-10	-10	
JUN	SEP	DEC	10270	46590	46030	46085*	6428	6390	6399*	6399*	
-37	-510	-10	10297*	46590	46030	46085*	6428	6399*	6399*	6399*	
-37	-510	-10	-37	-510	-510	-510	-10	-10	-10	-10	

CORN				CHICAGO WHEAT				K.C. WHEAT			
DEC	MAR	MAY	JULY	DEC	MAR	MAY	JULY	DEC	MAR	MAY	JULY
2164	2262	2326	2370	3754	3880	3700	3410	3954	3890	3724	3460
2132	2226	2296	2336	3702	3830	3664	3366	3854	3834	3694	3436
2140*	2230*	2304*	2346*	3746*	3874*	3684*	3382*	3920*	3886*	3720*	3456*
+10	+6	+10	+10	+24	+30	+6	-2	+54	+36	+26	+10
SEP	DEC	MAR	JULY	SEP	DEC	MAR	JULY	SEP	DEC	MAR	JULY
2410	2460	2520	2584	3450	3554	3540	3554*	3486*	3790	3924	3850
2394*	2444*	2512*	2584*	3434*	3540*	3540*	3554*	3486*	3710	3880	3850
+4	-2	0	0	0	-4	-4	-4	+10	-46	+6	+12
DEC	MAR	JULY	DEC	DEC	MAR	JULY	DEC	MAR	JULY	DEC	MAR
2502	2584	2584	2502	1094	1194	1250	1300	2907	2793	2695	2595
2494*	2584*	2584*	2496*	1070	1170	1226	1274	2838	2716	2620	2520
+6	+6	0	+6	+20	+12	+10	+10	-19	-35	-38	-33
SOYBEANS	SOYBEAN MEAL	SOYBEAN OIL	JULY	DEC	MAR	JULY	DEC	MAR	JULY	DEC	MAR
5654	1570	2907	5550	1552	1590	1717	2907	2838	2716	2635*	2537*
5566*	1552	2907	5654*	1554*	1572*	1695	2838	2854*	2733*	2635*	2537*
-66	-12	-14	-74	-12	-14	-15	-19	-19	-35	-38	-33
MAR	JAN	JULY	MAR	DEC	JAN	JULY	DEC	MAR	JULY	DEC	MAR
5750	1570	1717	5640	1570	1627	1695	2907	2838	2716	2635*	2537*
5640	1570	1717	5654*	1572*	1609	1650	2907	2838	2716	2635*	2537*
-74	-84	-74	-74	-14	-9	-13	-19	-19	-35	-38	-33
AUG	SEP	NOV	MAY	DEC	JAN	JULY	DEC	MAR	JULY	DEC	MAR
5820	5890	5964	1250	1570	1590	1717	2907	2838	2716	2635*	2537*
5710	5804	5866	1226	1552	1572*	1695	2907	2838	2716	2635*	2537*
5726*	5804*	5882*	1234*	1554*	1572*	1695	2907	2838	2716	2635*	2537*
-84	-70	-74	+10	-12	-14	-15	-19	-19	-35	-38	-33
NOV	JAN	JULY	JULY	DEC	JAN	JULY	DEC	MAR	JULY	DEC	MAR
5964	6026	6180	1300	1570	1590	1717	2907	2838	2716	2635*	2537*
5866	5950	6100	1274	1552	1572*	1717	2907	2838	2716	2635*	2537*
5882*	5952*	6100*	1284*	1554*	1572*	1717	2907	2838	2716	2635*	2537*
-74	-74	-70	+10	-12	-14	-16	-19	-19	-35	-38	-33
JAN	JULY	NOV	SEP	DEC	JAN	JULY	DEC	MAR	JULY	DEC	MAR
6026	6180	5970	1755	1570	1590	1717	2907	2838	2716	2635*	2537*
5950	6100	5970*	1737	1552	1572*	1717	2907	2838	2716	2635*	2537*
5952*	6100*	5970*	1737	1554*	1572*	1717	2907	2838	2716	2635*	2537*
-74	-70	-70	-17	-12	-14	-16	-19	-19	-35	-38	-33
NOV	NOV	NOV	OCT	DEC	JAN	JULY	DEC	MAR	JULY	DEC	MAR
5970	5940	5970*	1778	1570	1590	1717	2907	2838	2716	2635*	2537*
5940	5970*	5970*	1757	1552	1572*	1717	2907	2838	2716	2635*	2537*
-70	-70	-70	-18	-12	-14	-16	-19	-19	-35	-38	-33