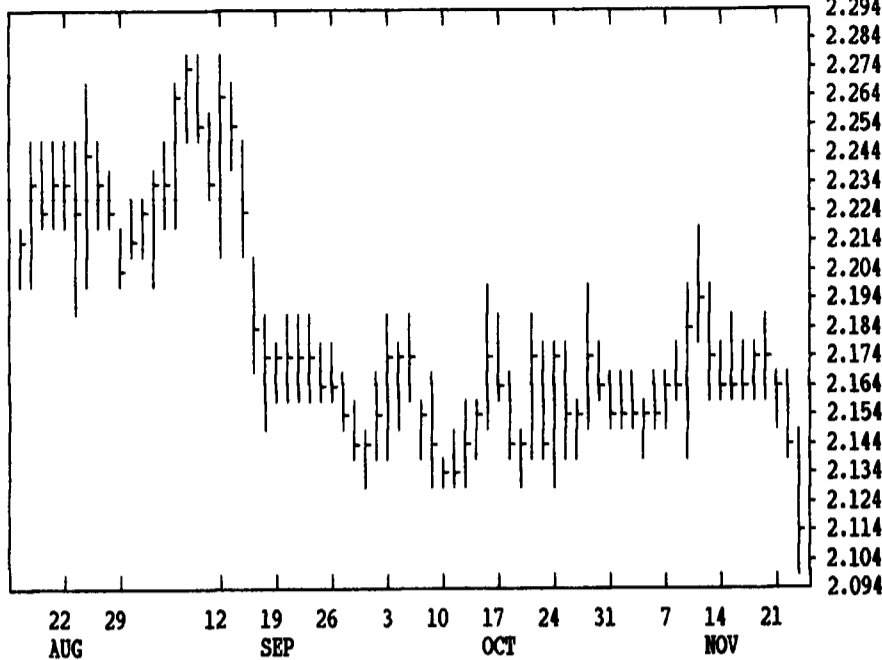


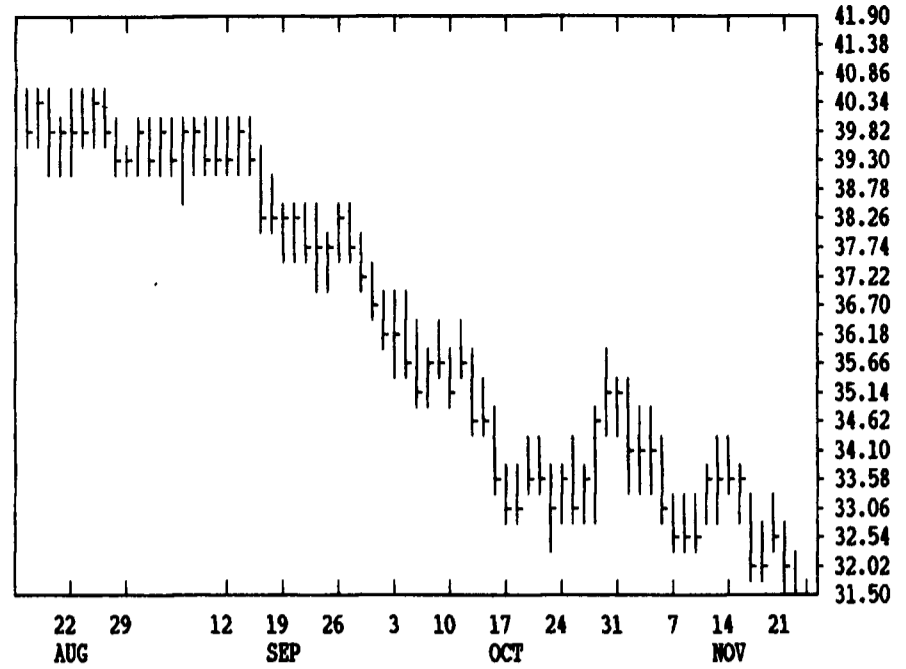
GRAIN, CATTLE AND HOG FUTURES MARKETS

(Closing bids: Wednesday, Nov. 23, 1994)

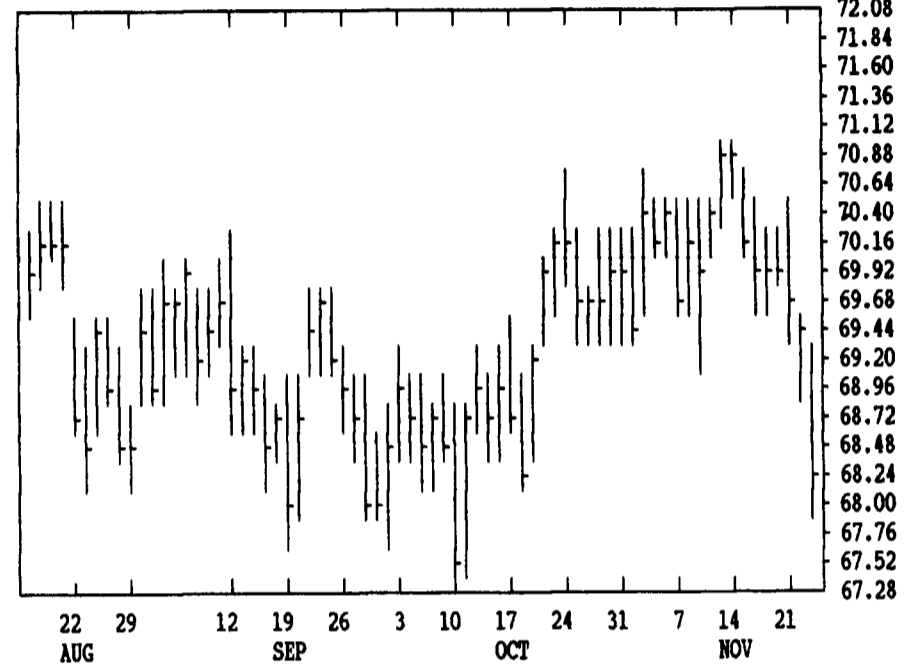
DEC CORN CONTRACT HIGH: 2.770 LOW: 2.104



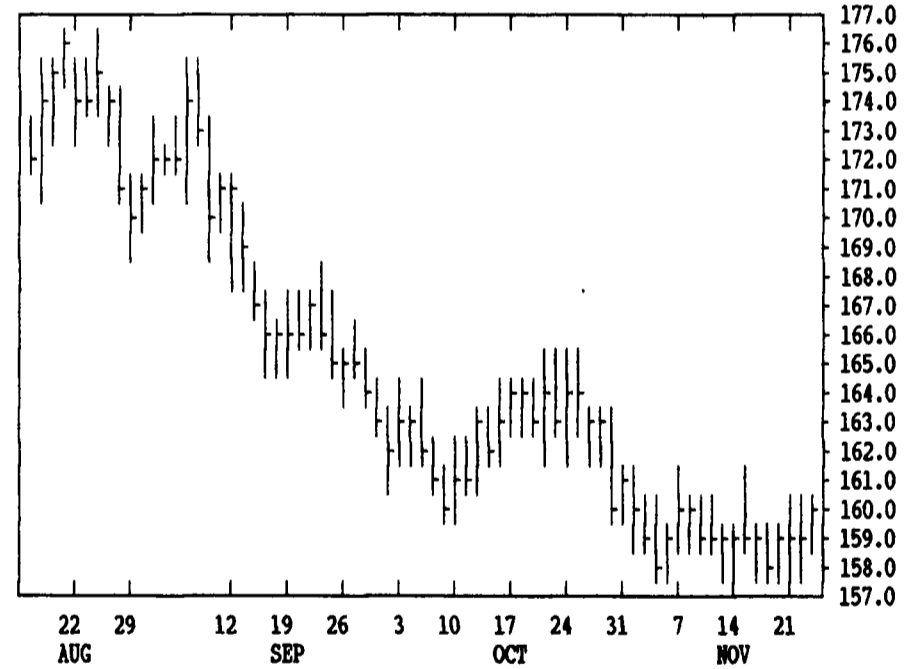
DEC LIVE HOGS CONTRACT HIGH: 50.50 LOW: 31.50



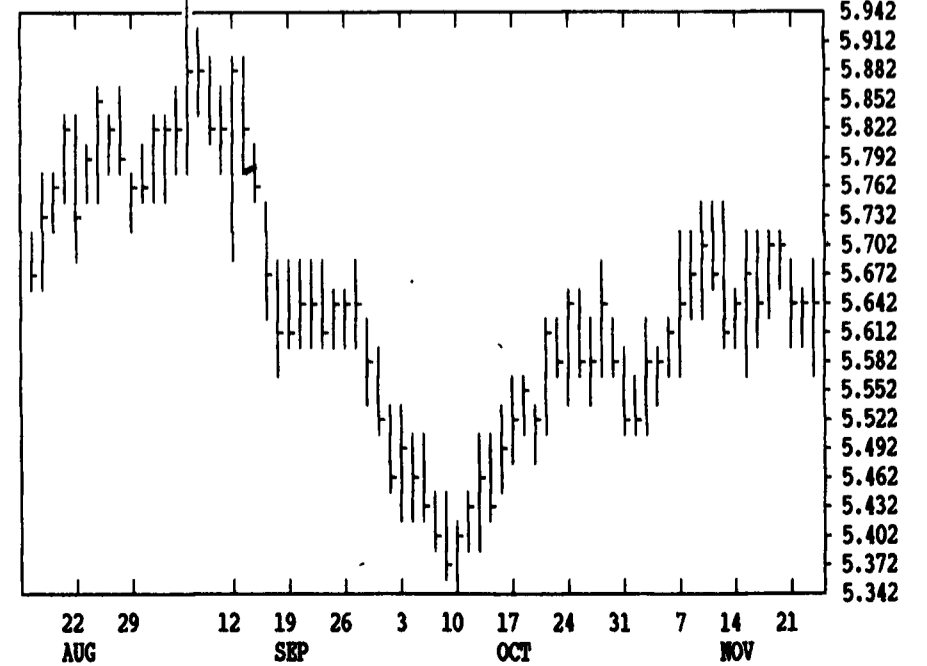
DEC LIVE CATTLE CONTRACT HIGH: 74.30 LOW: 67.20



DEC SOYBEAN MEAL CONTRACT HIGH: 209.0 LOW: 158.0



JAN SOYBEANS CONTRACT HIGH: 7.040 LOW: 5.372



DTN FUTURES 14 11/23/94		TECHNICAL POINTS				SLOW STOCHASTIC						
PRICES ARE DECIMAL		MOVING AVERAGES				RSI'S						
CONTRACT	CLOSE	4-DAY	9-DAY	18-DAY	45-DAY	9DAY	14DAY	30DAY	%K	%D	%K	%D
WHEAT DEC	364.25	370.69	374.19	380.26	392.91	24.2	30.1	40.7	13	24	8	9
WHEAT MAR	378.25	383.50	386.25	391.90	403.06	25.9	34.0	45.5	16	25	8	9
KCWHT DEC	378.00	382.12	386.03	392.79	401.53	22.8	30.6	42.6	11	16	6	7
KCWHT MAR	381.00	385.12	387.58	393.50	404.29	23.4	30.9	43.6	18	26	8	6
MNWHY DEC	367.50	373.56	376.97	384.04	395.78	21.6	30.4	44.0	14	27	8	8
CORN DEC	211.75	215.06	216.22	216.47	216.17	26.4	34.0	39.6	13	20	26	36
CORN MAR	222.25	225.94	227.28	227.62	226.82	25.5	33.4	39.8	15	22	24	34
CORN MAY	229.50	233.12	234.53	235.14	234.49	24.6	35.2	43.4	15	26	18	27
OATS DEC	112.00	116.69	121.14	123.82	126.29	7.4	15.7	31.5	4	13	9	15
BEANS JAN	565.25	568.56	567.03	564.71	558.11	49.7	51.6	48.5	43	61	69	70
BEANS MAR	574.75	577.31	576.11	574.32	567.91	49.9	51.7	48.6	47	61	68	67
BEANS MAY	582.50	584.31	583.17	582.06	575.77	50.6	52.0	48.8	52	65	64	63
MEAL DEC	159.90	159.37	159.09	159.42	161.79	51.2	45.8	41.2	52	38	17	12
BNOIL DEC	28.14	28.28	28.16	27.55	25.86	61.5	63.8	61.7	52	68	89	92
CATTLE DEC	68.25	69.32	69.92	70.02	69.43	26.0	35.1	43.9	14	17	20	44
CATTLE FEB	68.28	68.97	69.20	69.25	68.50	32.6	40.8	46.9	27	31	45	58
FCTL JAN	73.30	73.40	74.21	74.17	73.51	43.7	45.7	47.2	44	31	40	57
HOGS DEC	31.65	32.09	32.66	33.17	34.48	30.8	33.0	34.0	13	17	8	14
HOGS FEB	34.30	34.78	35.57	36.23	36.88	23.1	28.2	33.5	8	9	5	12
PKBLS FEB	35.65	36.69	38.60	40.11	39.81	20.1	28.7	37.5	5	4	3	15

CORN				CHICAGO WHEAT				K.C. WHEAT						
DEC	HIGH	LOW	LAST CHG	DEC	HIGH	LOW	LAST CHG	DEC	HIGH	LOW	LAST CHG			
DEC	2150	2104	2116*	-32	DEC	3680	3624	3642*	-24	DEC	3810	3770	3780*	-16
MAR	2256	2204	2222*	-32	MAR	3814	3764	3782*	-24	MAR	3834	3790	3810*	-20
MAY	2324	2280	2294*	-30	MAY	3680	3644	3662*	+4	MAY	3720	3674	3674*	-24
JLY	2370	2326	2336*	-30	JLY	3394	3364	3376*	+6	JLY	3470	3434	3444*	+4
SEP	2414	2380	2384*	-26	SEP	3450	3430	3430*	-12	SEP	3494	3480	3480*	-10
DEC	2460	2430	2434*	-26	DEC	3550	3534	3544*	+14	MINN WHEAT				
MAR	2522	2500	2500*	-26	OATS				DEC	3674	3674	3674*	-26	
JLY	2600	2574	2576*	-22	DEC	1132	1112	1120*	-20	MAR	3812	3812	3812*	-26
DEC	2510	2492	2492*	-16	MAR	1222	1202	1214*	-14	MAY	3780	3756	3772*	-12
SOYBEANS				MAY	1272	1254	1262*	-16	JLY	3574	3554	3574*	+24	
JAN	5674	5594	5652*	-4	JLY	1320	1306	1310*	-20	SEP	3470	3460	3470*	+10
MAR	5766	5682	5746*	-2	SOYBEAN MEAL				SOYBEAN OIL					
MAY	5840	5770	5824*	0	DEC	1600	1591	1599*	+5	DEC	2832	2775	2814*	-7
JLY	5890	5824	5874*	-2	JAN	1618	1605	1618*	+6	JAN	2731	2690	2724*	+2
AUG	5904	5860	5892*	-6	MAR	1652	1639	1651*	+4	MAR	2625	2585	2619*	+2
SEP	5920	5870	5880*	-30	MAY	1695	1678	1691*	+2	MAY	2535	2500	2531*	-1
NOV	5994	5930	5972*	-10	JLY	1740	1723	1735*	-1	JLY	2475	2450	2471*	+8
JAN	6050	6046	6046*	-2	AUG	1750	1745	1750*	-4	AUG	2440	2424	2435*	+5
MAR	6200	6200	6200*	-20	SEP	1776	1765	1771*	-3	SEP	2415	2400	2400*	-5
LIVE CATTLE				OCT	1798	1785	1793*	-2	OCT	2400	2380	2400*	+20	
FEEDER CATTLE				LIVE HOGS										
DEC	6927	6810	6825*	-117	JAN	7455	7325	7330*	-137	DEC	3187	3150	3165*	-15
FEB	6917	6792	6827*	-95	MAR	7245	7120	7137*	-120	FEB	3460	3420	3430*	-15
APR	6947	6850	6882*	-77	APR	7150	7070	7082*	-87	APR	3557	3530	3537*	-17
JUN	6545	6435	6477*	-80	MAY	7095	7030	7035*	-70	JUN	4107	4085	4100*	-12
AUG	6362	6275	6295*	-82	AUG	7125	7040	7050*	-75	JLY	4115	4095	4105*	-5
OCT	6427	6350	6370*	-90	SEP	7040	7010	7010*	-65	AUG	4105	4085	4105*	-2
DEC	6515	6465	6465*	-77	CANADIAN DOLLAR				PORK BELLIES					
BRITISH POUND				NOV	DEC	7288	7265	7275*	-3	FEB	3615	3530	3565*	-77
DEC	15762	15678	15692*	+18	MAR	7286	7266	7277*	-3	MAR	3635	3550	3582*	-72
MAR	15760	15680	15690*	+18	JUN	7275	7270	7270*	-5	MAY	3767	3690	3695*	-77
JUN	15760	15682	15682*	+18	US DOLLAR INDEX				JLY	3870	3780	3790*	-70	
JAPANESE YEN				DEC	8870	8860	8875a	+29	AUG	3750	3670	3670*	-90	
DEC	10230	10186	10187*	0	MAR	8873a	+21	FEB	4200	4200*	+200			
MAR	10315	10272	10274*	-2	S&P 500 INDEX				GERMAN MARK					
JUN	10413	10385	10385*	-4	DEC	45140	44450	45055*	+340	DEC	6467	6435	6439*	+14
				MAR	45450	44750	45355*	+335	MAR	6474	6447	6452*	+14	
				JUN	45800	45155	45750*	+325	JUN	6490	6485	6474*	+13	
				SEP	46270	45655	46210*	+295	SEP	6485	6499*	+13		