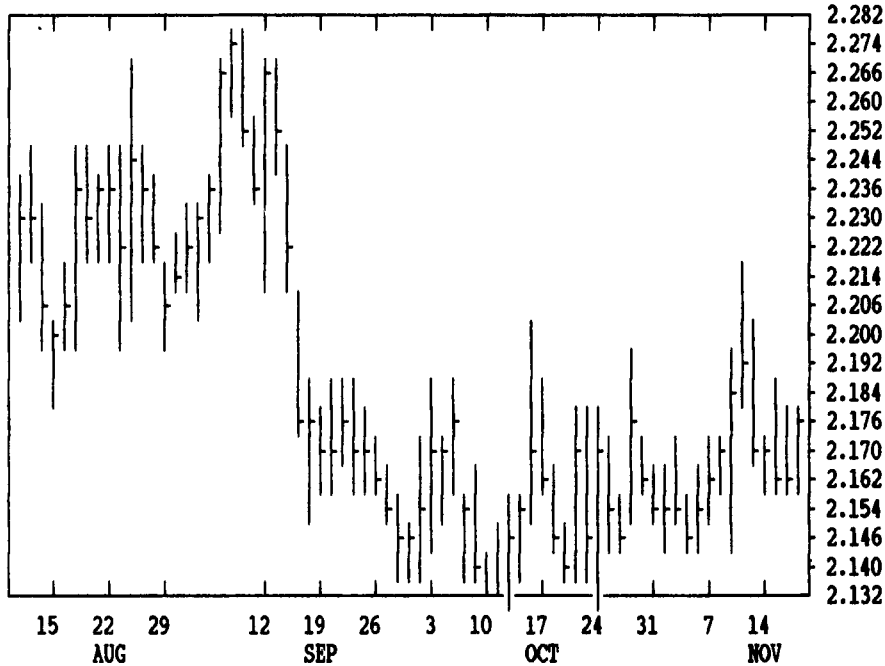


# GRAIN, CATTLE AND HOG FUTURES MARKETS

(Closing bids: Thursday, Nov. 17, 1994)

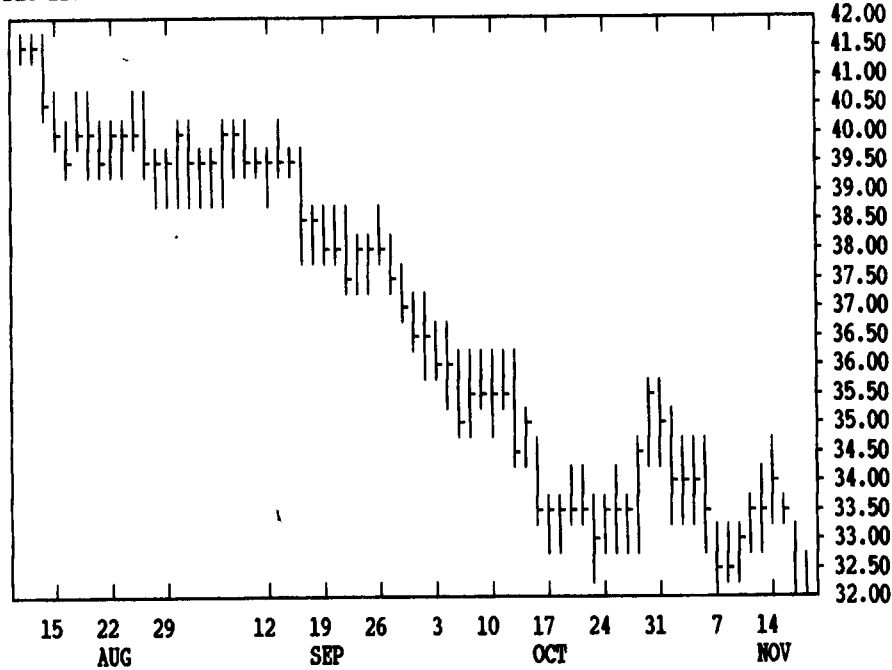
DEC CORN

CONTRACT HIGH: 2.770 LOW: 2.132



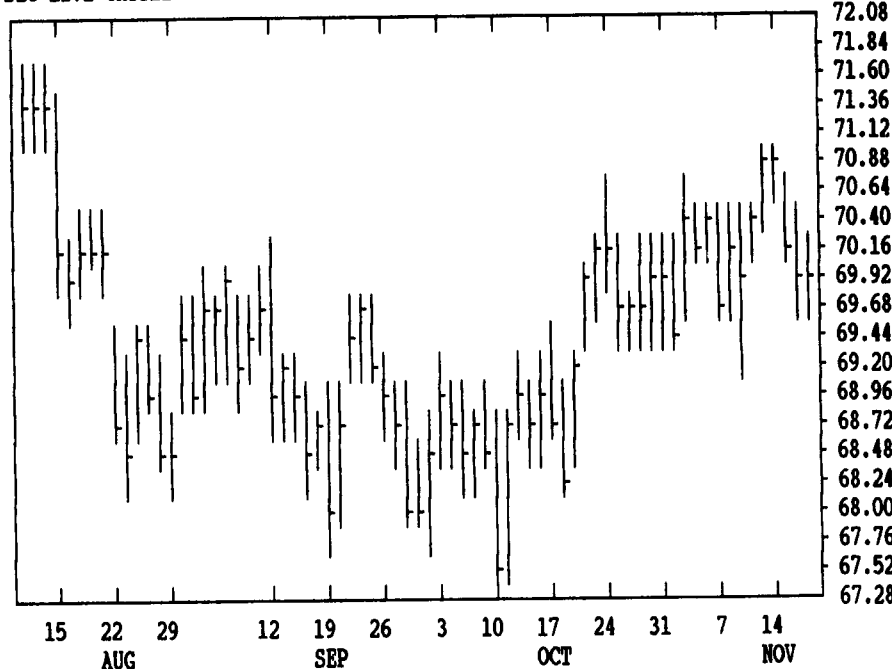
DEC LIVE HOGS

CONTRACT HIGH: 50.50 LOW: 32.00



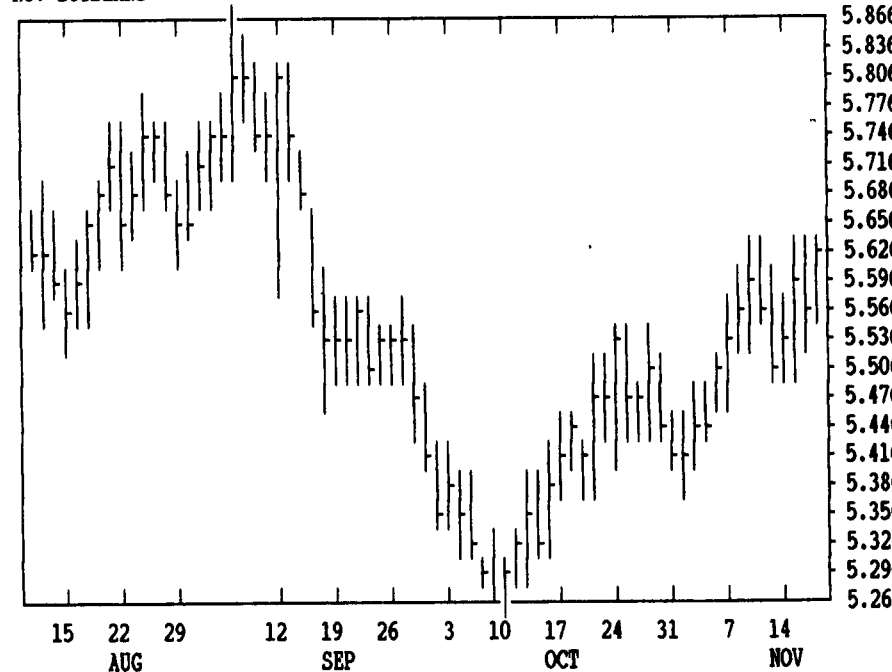
DEC LIVE CATTLE

CONTRACT HIGH: 74.30 LOW: 67.20



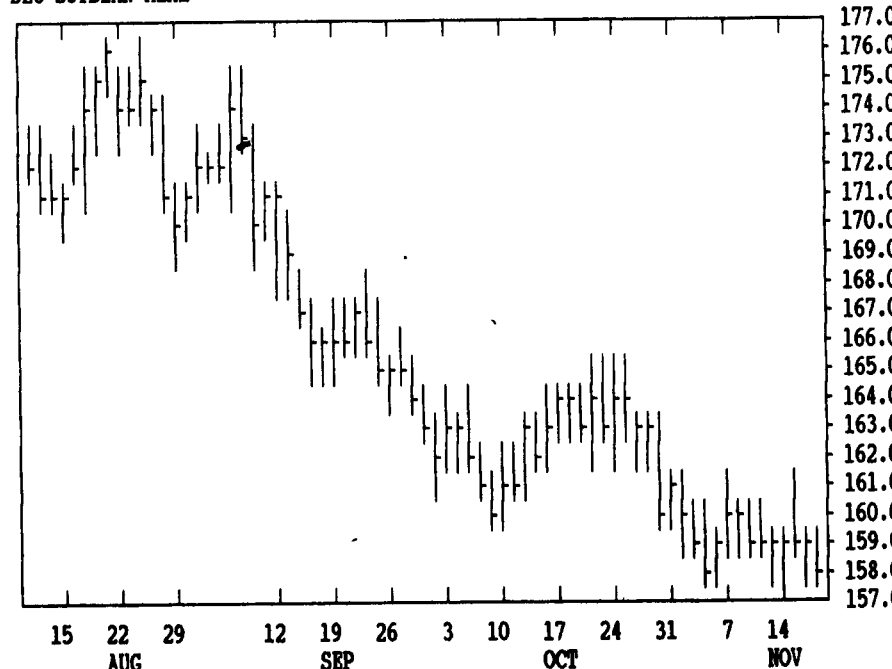
NOV SOYBEANS

CONTRACT HIGH: 6.990 LOW: 5.266



DEC SOYBEAN MEAL

CONTRACT HIGH: 209.0 LOW: 158.0



DTN FUTURES 14 11/17/94		TECHNICAL POINTS				SLOW STOCHASTIC						
PRICES ARE DECIMAL		MOVING AVERAGES				RSI'S						
CONTRACT	CLOSE	4-DAY	9-DAY	18-DAY	45-DAY	9DAY	14DAY	30DAY	%K	%D	%K	%D
WHEAT DEC	375.25	377.00	380.17	386.04	394.73	33.0	36.8	45.3	24	25	9	8
WHEAT MAR	386.25	388.31	391.69	397.14	402.27	32.8	39.0	47.2	22	22	8	8
KCWHT DEC	384.75	388.81	393.94	397.76	402.73	29.0	35.4	45.9	13	14	7	12
KCWHT MAR	386.75	389.12	393.50	398.60	405.66	27.1	34.4	45.7	11	9	4	5
MNWHY DEC	377.00	379.31	383.97	390.00	397.29	28.9	36.0	46.4	15	13	6	6
CORN DEC	217.75	217.06	217.56	216.76	216.39	55.3	53.0	47.9	23	25	43	53
CORN MAR	228.75	228.19	228.89	228.01	226.96	54.1	53.0	48.8	19	20	41	55
CORN MAY	235.75	235.44	236.33	235.74	234.63	49.6	48.2	46.1	21	21	35	52
OATS DEC	123.00	124.31	125.69	126.18	126.85	24.8	34.4	44.5	27	24	17	19
BEANS NOV	563.00	559.44	558.00	552.46	547.18	65.5	61.5	52.9	78	59	77	78
BEANS JAN	569.75	566.94	567.19	562.96	557.71	60.5	58.1	51.5	61	47	64	72
BEANS MAR	578.25	576.06	576.89	572.89	567.62	58.7	56.8	51.1	54	41	61	71
MEAL DEC	158.40	158.87	159.28	160.11	162.44	32.8	35.3	38.3	16	19	8	12
BNOIL DEC	28.75	28.24	27.89	27.09	25.53	76.2	73.1	66.6	94	74	89	88
CATTLE DEC	69.95	70.27	70.26	70.13	69.38	47.5	50.5	51.0	34	58	73	82
CATTLE FEB	69.03	69.27	69.44	69.18	68.40	47.1	51.0	51.1	22	47	75	89
FCTL NOV	74.63	74.53	74.49	74.72	73.91	53.5	52.9	49.8	72	60	53	58
HOGS DEC	32.35	32.94	33.06	33.67	35.02	35.2	35.9	35.5	20	43	24	27
HOGS FEB	35.28	35.95	36.45	36.79	37.26	29.8	33.7	36.8	11	29	25	40
PKBLS FEB	38.63	39.89	40.53	41.06	40.11	32.8	39.1	43.4	5	23	38	56

LIVE CATTLE				FEEDER CATTLE				LIVE HOGS										
DEC	FEB	APR	JUN	AUG	OCT	FEB	APR	JUN	AUG	OCT	DEC	FEB	APR	JUN	AUG	OCT	DEC	
7017	6917	6992	6567	6405	6490	7482	7275	7190	7130	7090	3250	3555	3685	4225	4230	4187	3935	4125
6977	6885	6942	6540	6387	6465	7440	7230	7175	7110	7090	3212	3520	3642	4190	4200	4160	3902	4105
6995*	6902*	6985*	6562*	6395*	6490*	7467*	7270*	7187*	7130*	7090*	3235*	3527*	3660*	4200*	4207*	4177*	3902*	4105*
-2	+15	+42	+25	+15	+20	+35	+32	+20	+15	0	+32	+15	0	-5	-17	0	-2	0

CORN				CHICAGO WHEAT				K.C. WHEAT						
DEC	MAR	MAY	JULY	SEP	DEC	MAR	MAY	JULY	SEP	DEC	MAR	MAY	JULY	SEP
2180	2290	2360	2406	2442	3760	3874	3684	3362	3404	3882	3886	3734	3434	3464
2164	2276	2346	2392	2434	3724	3840	3662	3340	3390	3824	3842	3702	3402	3464
2176*	2286*	2356*	2404*	2440*	3752*	3862*	3670*	3344*	3390*	3846*	3866*	3734*	3432*	3464*
+10	+10	+6	+4	+2	+14	+10	+2	-6	-6	-16	+2	+22	+20	+22

Additional market data for SOYBEANS, SOYBEAN MEAL, and SOYBEAN OIL, including contract prices and changes.