



Rhino disc mowers feature an easy access cutterbar. The innovative design of the cutterbar allows access to the disc spindle shaft and gear module without disassembly of the entire cutterbar, reducing maintenance costs and downtime. The hardened rock guards are designed to help protect the entire leading edge of the cutterbar from damage and, along with the skid shoes, are easily replaceable. A heavy duty CAT III & Cat II offset three-point hitch made of 4"x6" thick-wall tubing, is standard to provide dependable service. A safety breakaway system is built in to provide mainframe protection against sudden impacts when mowing. With 5" of blade overlap and blade tip speed of 15,814 FPM, Rhino disc mowers provide a clean, smooth cut. Rugged construction and high performance are two reasons Rhino disc mowers are the ideal choice for fast efficient grass mowing.



**3 Pt. 83" Cut Disc Mower and 3 Pt. 110" Cut Disc Mower In Stock At Good Year End Prices**




**SEE BINKLEY & HURST SOON!**


**Quality Post Hole Diggers In Stock With 12" Augers Get Yours Now!**

**See Binkley & Hurst Bros., Inc. For All Types Of Your Rotary Cutter Needs... Including Offset Slope, Turf Mowing, and Shredding Equipment!**

**Ideal To Shred Corn Fodder!**  
Quality, Dependability and Performance Are Three Great Reasons Why The TWISTER Family of Medium-Duty Cutters From SERVI-RHINO Is Mowing The Competition Down!



**TW60**  
The TW60 mows a full 5' swath and is available in 540 RPM and three-point lift. The TW60 requires only a 30 HP tractor (with adequate front weight) to save on operating costs. The tail-wheel beam of the TW60, 72, and 84 lift-type cutters are easily adjustable for different cutting heights.




**TW72**  
The TW72 mows a 6' swath of material and can be operated on a tractor as small as 40 HP (with adequate front weight). The floating top linkage of the "A" Frame allows the TW cutters to follow the contour of the ground in rough conditions without damage to the hitch.

**See Binkley & Hurst Bros. For Quality New Rhino Equipment To Do Your Job Right!**


**RHINO**



**If It's Snow Removal Or Heavy Duty Excavating, You Need A Rhino Blade From Binkley & Hurst Bros. Now!**




A support stand is standard on the 800 Blade to provide safer storage and unit hook-up. The moldboard and replaceable cutting edge form a constant curvature to cut and roll the material being worked more efficiently. Optional equipment includes quick tach end plates, skid shoes, and CAT II quick coupler bushings.



The 800 Blade features mainframe swing, moldboard pivot, and moldboard tilt to fit a wide range of applications. The blade can be offset a maximum of 30" from the center line of the tractor for working outside the tractor tire. The moldboard can be pivoted a full 360 degrees for backfilling or working in hard to reach areas.

**TW120**




**Binkley & Hurst Has A Quality Rhino Cutter In Stock For You Now!**

**Performance and Durability for Larger Acreages! 120" Cut; 120 HP Center Gearbox; 100 HP Outboard Gearboxes; Pan Blade Carriers;**

**Updraft Blades; Cat. 4 Driveline with Slip Clutch Protection; 540 Lift or Pull-Type; 10-Gauge Deck; 1/4"x10" Side Skirts; Replaceable Skid Shoes; Rated for 2" Diameter Material; Safety Deflectors Standard.**

**TW96**



**Medium-Duty Cutter with Heavy-Duty Features!**

96" Cut; 120 HP Center Gearbox; 90 HP Outboard Gearboxes; Pan Blade Carriers; Updraft Blades; Cat. 4 Driveline; Slip Clutch Protection; Lift or Pull-Type; 540 or 1000 RPM; Replaceable Skid Shoes; Rated for 2" Diameter Material; Safety Deflectors Standard.

**Rhino Batwing Cutter With 180 HP Gear Boxes**



**SR15**

**Heavy-Duty Features!**

15' Cut; 540 or 1000 RPM, Cat. 5 Main Driveline; Cat. 4 or 5 Wing Drivelines, Pan Blade Carriers, 6" Blade Overlap, Mechanical Level-Lift Axle, 10-Gauge Deck, 1/4"x10-1/2" Side Skirts, Full Swivel Clevis Hitch; Replaceable Skid Shoes; Wing Operation 90° Up and 22° Down; Rated for 2" Diameter Material Fully-Shielded Drivelines, Safety Deflectors Standard.

**RHINO REAR BLADES**


**With Hydraulics For Tractors Rated From 75-150 DBHP. Available w/7', 8', 9' & 10'**

**Moldboards. Also Smaller Heavy Built Units In Stock**



**CY72**


**Extra Tough Cutter for Extra Tough Cutting Jobs!**  
72" Cut, 540 or 1000 RPM, CAT II Heavy-Duty Three-Point Hitch, 140 HP "Rhino-Built" Gearbox (1000 RPM), Cat. 4 Shielded Driveline, Slip Clutch Protection, Heavy-Duty Pan Blade Carrier, 3/16" Deck, 1/4" x 9" Side Skirts, 1/2" x 4" Updraft or Flat Blades, Rated for 4" Diameter Material, Safety Deflectors Standard.



**TILLERS Heavy Rugged Duty In Stock. See**

**BINKLEY & HURST NOW! Also In 55" - 70" - 61" At Economy Prices Heavy Duty Tillers!**

- Ditchbank Mowers
- Rotary Cutters
- Rear Blades
- Flat Mowers
- Three-Point Hitch Boom Mowers
- Finishing Mowers
- Pasture Renovators
- Post Hole Diggers
- Rotary Shredders
- Rotary Mowers
- Landscape Rakes
- Rotary Tillers
- Flex Wing Cutters



**SE6**

**A Tough and Economical Cutter!**  
72" Cut; 540 RPM; Cat. 4 Shielded Driveline; Shear Bolt or Slip Clutch Protection; 60-HP Gearbox; Pan Blade Carrier; Updraft Blades; CAT I Three-Point Hitch; 10-Gauge Deck; 10-Ga. x 8" Side Skirts; Rated for 1" Diameter Material; Safety Deflectors Standard.

**5'-6' and 7' Models In Stock**

**BINKLEY & HURST BROS. INC.**

133 Rothsville Station Rd.  
Lititz, PA 17543  
(717) 626-4705  
1-800-487-2978

