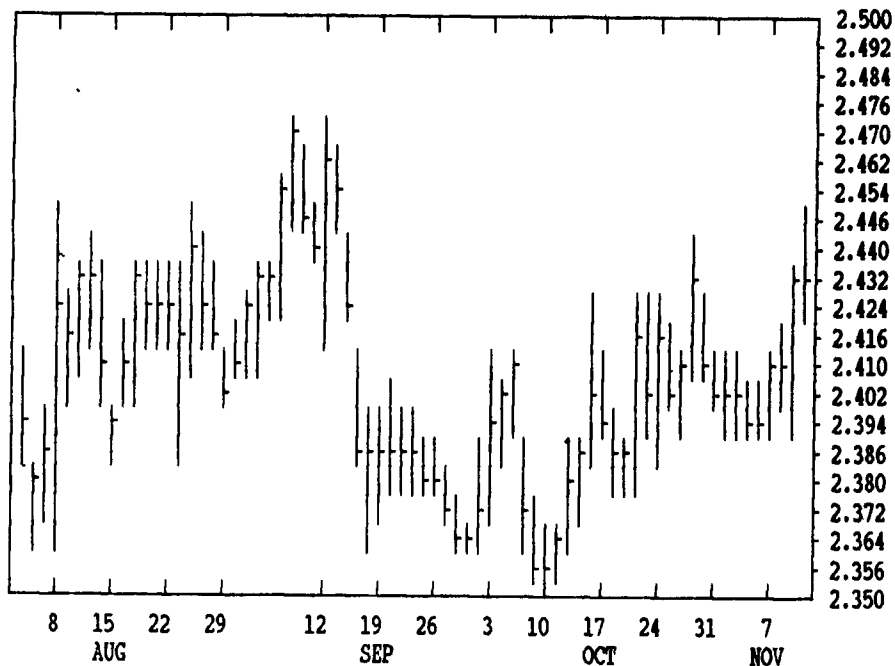


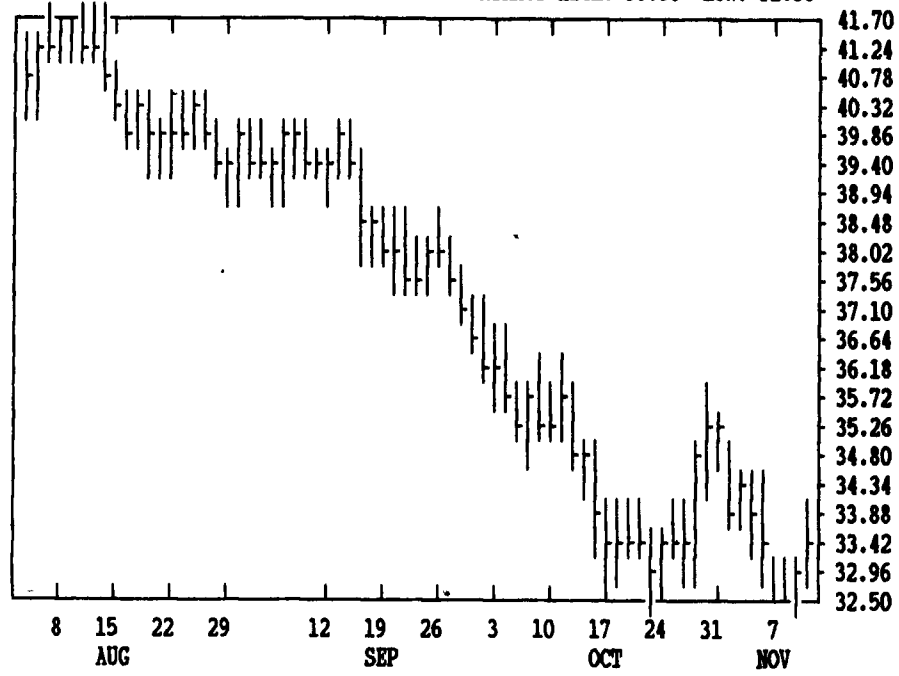
# GRAIN, CATTLE AND HOG FUTURES MARKETS

(Closing bids: Thursday, Nov. 9, 1994)

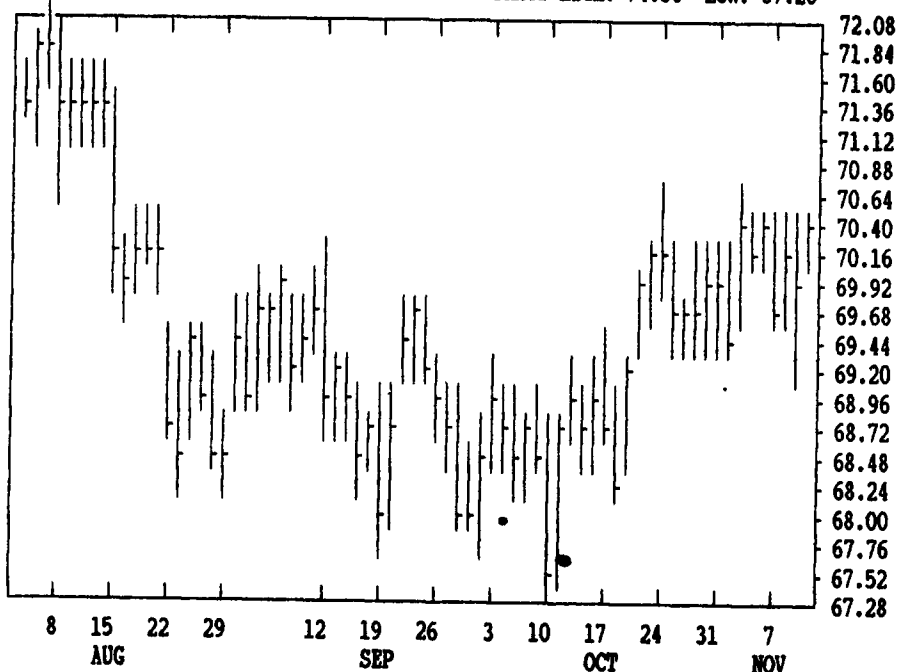
JUL CORN CONTRACT HIGH: 2.854 LOW: 2.356



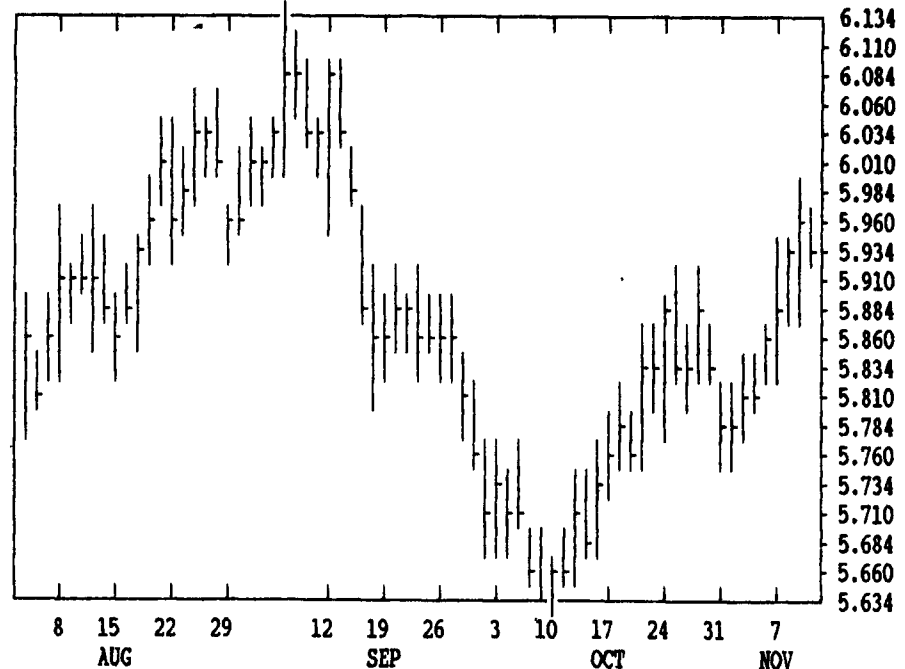
DEC LIVE HOGS CONTRACT HIGH: 50.50 LOW: 32.50



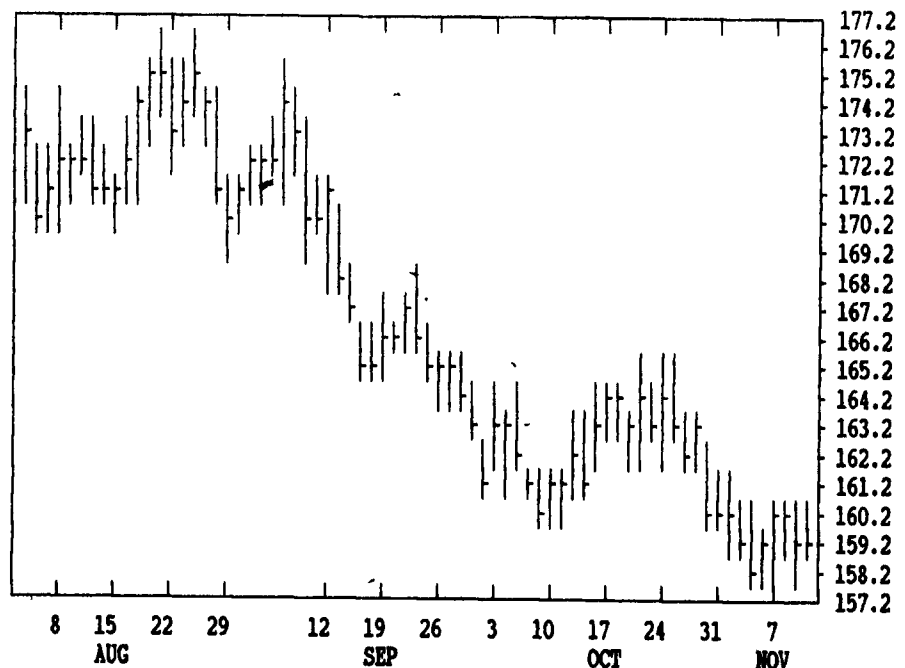
DEC LIVE CATTLE CONTRACT HIGH: 74.30 LOW: 67.20



JUL SOYBEANS CONTRACT HIGH: 7.064 LOW: 5.634



DEC SOYBEAN MEAL CONTRACT HIGH: 209.0 LOW: 158.2



DTN FUTURES 14 11/04/94				DTN WEEKLY TECHNICAL SUMMARY				11/4/94	
Past Week's(10/31-11/4)				October's		Current			
	High	Low	Close	High	Low	Support	Resistance		
NEARBY WHEAT	393.00	383.5	389.5	418.75	384.00	373.50	418.75		
MAR WHEAT	403.75	394.25	400.5	426.75	394.5	390.00	406-426.75		
NEARBY KCWHT	404.00	393.00	403.00	423.25	394.00	383.00	422.5		
MAR KCWHT	404.5	395.00	402.75	427.25	396.00	390.50	409-427.25		
NEARBY MGEWT	398.75	386.00	394.00	419.5	386.5	379.50	417.00		
NEARBY CORN	217.00	215.00	215.75	220.00	213.25	210.75	225.00		
MAR CORN	228.00	226.00	227.00	230.75	223.25	223.25	233.25		
MAY CORN	236.00	234.00	234.5	239.00	230.5	230.50	239.00		
NEARBY OATS	128.75	125.25	126.5	132.5	125.00	123.75	132.25		
NEARBY BEANS	551.25	540.25	550.25	554.75	526.75	524.50	564.00		
JAN BEANS	563.00	552.00	562.00	567.00	537.25	537.25	566-572.00		
MAR BEANS	573.00	562.25	572.00	577.00	547.25	547.25	581.00		
NEARBY MEAL	161.4	158.2	159.3	173.00	159.50	137-157	173.00		
NEARBY BWOIL	27.39	25.53	27.24	27.42	24.15	24.35	28.00		
NEARBY LIVCT	70.65	69.50	70.425	70.25	66.50	67.35	74.525		
FEB LIVCT	69.475	68.50	69.325	69.40	66.85	66.85	69.90-70.50		
NEARBY FEDCT	76.00	74.55	75.00	75.85	71.55	71.25	76.175-77.30		
NEARBY LIVHG	35.45	33.30	33.40	36.675	29.975	29.975	38.75		
FEB LIVHG	38.15	36.175	36.65	38.30	35.65	35.65	39.30		
NEARBY PKBLS	43.20	41.05	41.825	42.975	37.40	35.725	45.10		
NEARBY COTTN	72.95	71.30	71.77	67.85	65.90	65.90	73.85		
MAR COTTN	74.25	72.65	73.21	74.15	68.11	71.50	74.25-75.47		

LIVE CATTLE				FEEDER CATTLE				LIVE HOGS			
DEC	FEB	APR	JUN	DEC	FEB	APR	JUN	DEC	FEB	APR	JUN
7050	6977	6995	6565	7447	7500	7290	7225	3377	3735	3787	4300
7015	6950	6980	6542	7430	7470	7265	7192	3330	3685	3745	4255
7047*	6975*	6992*	6562*	7435*	7485*	7277*	7197*	3362*	3730*	3782*	4297*
+52	+25	+2	+10	+10	+12	-2	+10	+72	+62	+42	+27
AUG	OCT	OCT		MAY	MAY	MAY	JULY	4260	4295*	4295*	4295*
6435	6517	6517*		7175	7155	7155*	4300	4260	4295*	4295*	4295*
+10	+2	+2		7155	7155*	7155*	4245	4260	4295*	4295*	4295*
				7160	7160*	7160*	4245	4260	4295*	4295*	4295*
				+5	+5	+5	+5	4245	4295*	4295*	4295*
				AUG	AUG	AUG	AUG	3960	3940	3945*	3945*
				7110	7080	7110*	0	3960	3940	3945*	3945*
				0	0	0	0	3960	3940	3945*	3945*
				SEP	SEP	SEP	SEP	4120	4090	4117*	4117*
				7110	7080	7110*	0	4120	4090	4117*	4117*
				0	0	0	0	4120	4090	4117*	4117*

SWISS FRANC				CANADIAN DOLLAR				PORK BELLIES			
DEC	MAR	JUN		DEC	MAR	JUN		FEB	MAR	MAY	JULY
7836	7867	7903		7378	7358	7355		4195	4205	4305	4395
7770	7803	7860		7356	7358	7355*		4115	4132	4250	4335
7794*	7830*	7877*		7365*	7365*	7355*		4157*	4180*	4270*	4340*
-14	-13	-12		-18	-18	-18		+67	+72	+65	+50
								AUG	FEB		
								4235*	4235*		

CORN				CHICAGO WHEAT				K.C. WHEAT			
DEC	MAR	MAY	JULY	DEC	MAR	MAY	JULY	DEC	MAR	MAY	JULY
2220	2334	2404	2450	3820	3940	3716	3400	3984	3964	3772	3460
2184	2300	2376	2426	3782	3900	3684	3374	3940	3940	3750	3436
2196*	2312*	2386*	2436*	3786*	3910*	3700*	3376*	3940*	3944*	3750*	3444*
+6	+10	+4	+4	-14	-10	+4	0	-40	-14	-4	+6
SEP	SEP	SEP	SEP	SEP	SEP	SEP	SEP	SEP	SEP	SEP	SEP
2494	2494	2484*	2484*	3434	3430	3430*	3430*	3474*	3474*	3474*	3474*
+6	+6	+6	+6	+4	+4	+4	+4	+6	+6	+6	+6