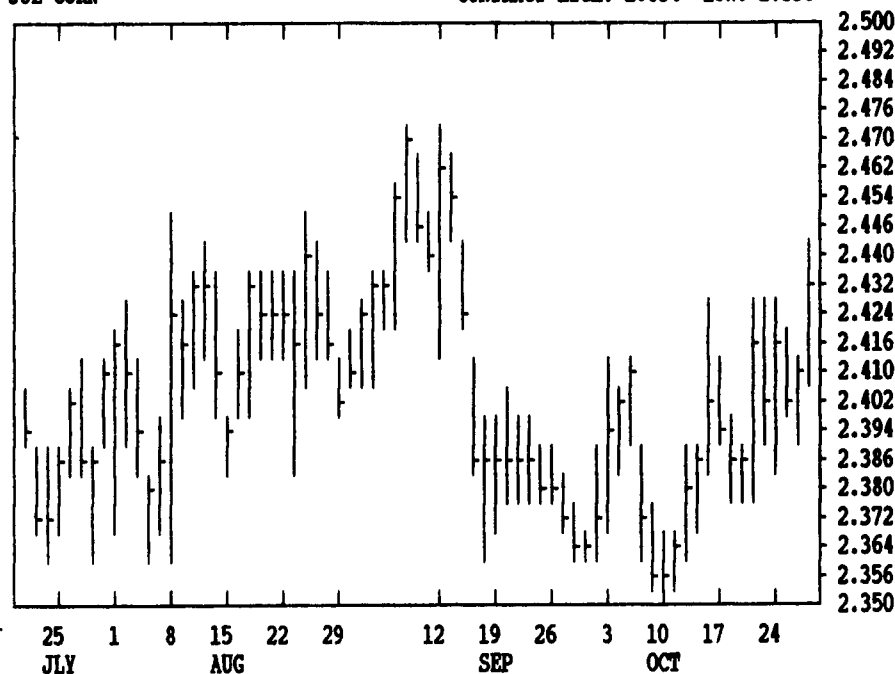


GRAIN, CATTLE AND HOG FUTURES MARKETS

(Closing bids: Thursday, Oct. 27, 1994)

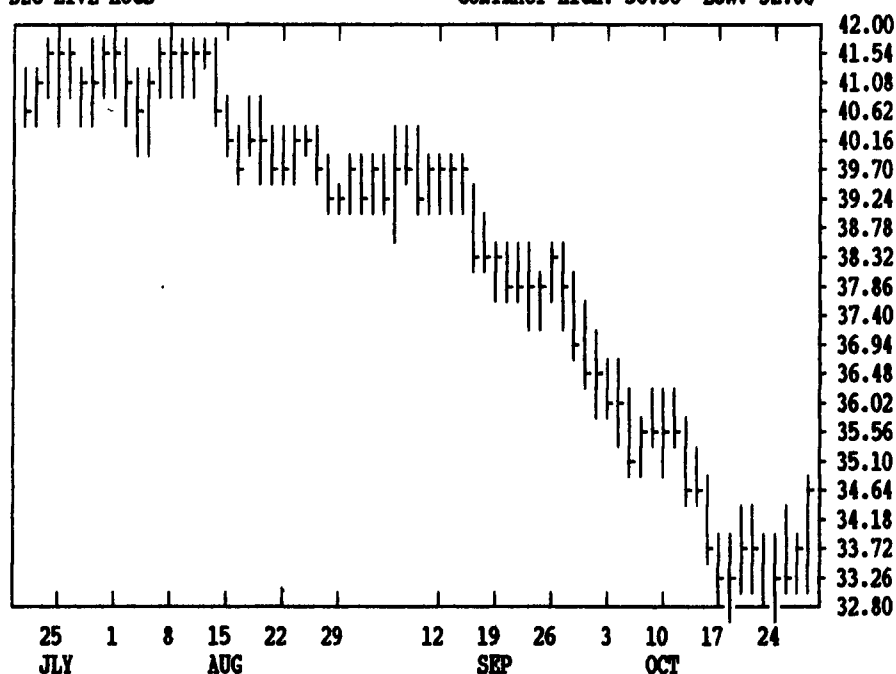
JUL CORN

CONTRACT HIGH: 2.854 LOW: 2.356



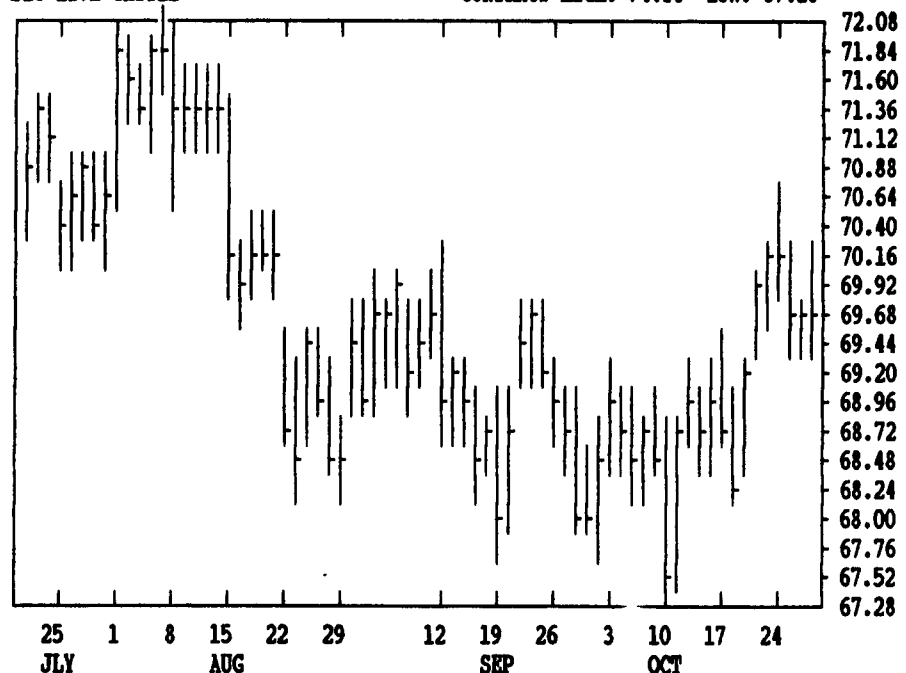
DEC LIVE HOGS

CONTRACT HIGH: 50.50 LOW: 32.80



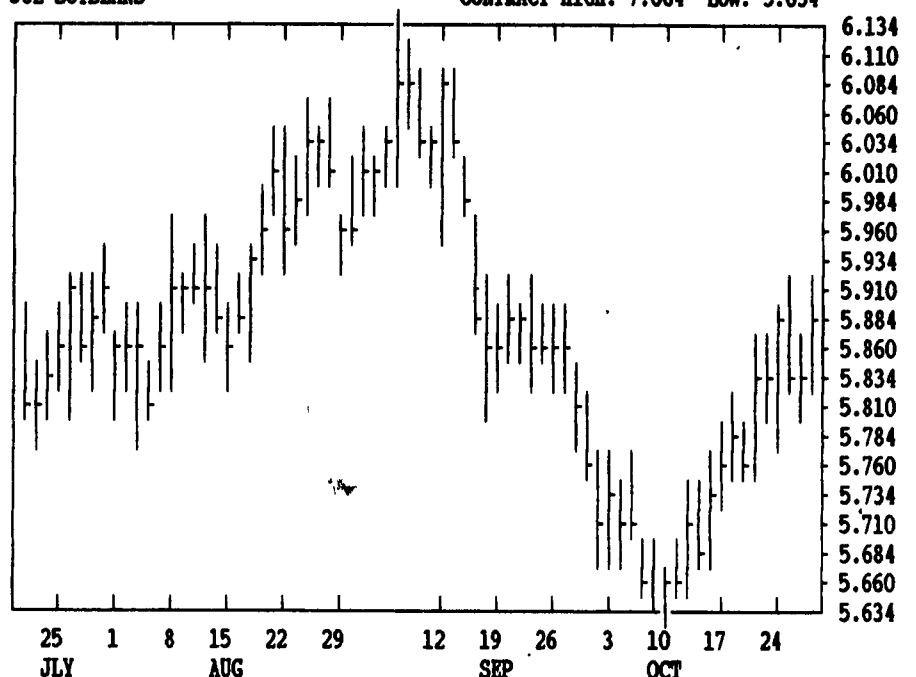
DEC LIVE CATTLE

CONTRACT HIGH: 74.30 LOW: 67.20



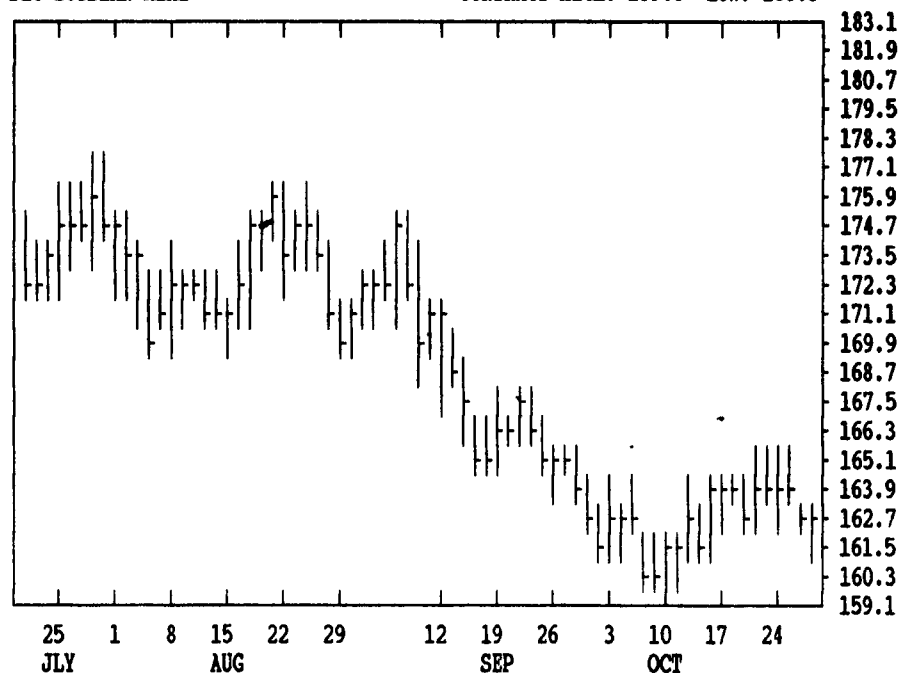
JUL SOYBEANS

CONTRACT HIGH: 7.064 LOW: 5.634



DEC SOYBEAN MEAL

CONTRACT HIGH: 209.0 LOW: 160.3



DTN FUTURES 14 10/27/94		TECHNICAL POINTS					SLOW STOCHASTIC					
PRICES ARE DECIMAL		MOVING AVERAGES					RSI'S					
CONTRACT	CLOSE	4-DAY	9-DAY	18-DAY	45-DAY	9DAY	14DAY	30DAY	5 DAY %K	20 DAY %D	%K	%D
WHEAT DEC	394.25	399.81	399.14	404.31	394.74	40.6	46.0	53.4	46	58	40	42
WHEAT MAR	405.25	410.37	409.78	413.89	400.78	44.2	48.8	51.8	42	55	47	54
KCWHT DEC	402.25	407.44	406.72	410.14	399.78	42.3	47.9	55.3	39	58	46	49
KCWHT MAR	405.50	411.62	411.25	414.78	403.53	41.1	46.8	51.9	35	55	48	51
MNWHT DEC	399.75	404.06	404.64	407.26	403.96	41.7	47.3	50.9	33	53	47	52
CORN DEC	218.00	216.50	216.03	215.83	218.69	57.1	53.0	47.8	53	51	43	39
CORN MAR	229.50	227.75	227.08	226.32	228.63	61.0	56.3	49.7	57	53	60	55
CORN MAY	237.50	236.06	235.25	234.21	244.00	56.1	49.6	46.2	56	56	66	61
OATS DEC	128.75	127.19	127.58	128.69	126.09	55.2	54.4	53.5	57	40	34	41
BEANS NOV	552.50	550.44	547.64	540.43	553.93	61.9	55.8	48.2	64	71	81	72
BEANS JAN	564.25	562.06	559.06	551.57	563.80	63.5	57.1	49.0	63	70	84	76
BEANS MAR	574.75	572.37	569.03	561.44	573.46	64.3	57.7	49.5	65	72	85	76
NEAL OCT	163.80	165.32	164.52	162.84	166.42	48.8	47.5	44.4	22	43	60	62
EMOIL OCT	25.80	26.32	26.33	25.60	25.49	48.2	51.0	52.2	20	45	72	87
CATTLE DEC	69.82	69.85	69.55	69.08	69.06	59.0	56.2	51.9	37	56	78	80
CATTLE FEB	68.63	68.71	68.43	68.07	68.03	57.6	55.4	50.8	36	57	77	81
FCTL OCT	72.53	72.60	72.43	72.36	73.17	49.4	46.6	44.5	34	58	59	50
HOGS DEC	34.75	33.87	33.63	34.46	37.01	53.0	44.4	37.9	72	56	18	11
HOGS FEB	37.75	36.95	36.61	36.88	38.27	63.6	54.3	45.4	71	64	39	27
PKBLS FEB	41.80	40.46	39.80	39.69	40.62	63.4	58.4	51.2	60	62	77	71

CORN				CHICAGO WHEAT				K.C. WHEAT			
DEC	MAR	MAY	JUL	DEC	MAR	MAY	JUL	DEC	MAR	MAY	JUL
HIGH 2194	2306	2390	2444	HIGH 4010	4110	3850	3530	HIGH 4080	4116	3890	3580
LOW 2154	2270	2352	2410	LOW 3934	4050	3814	3500	LOW 4022	4050	3850	3552
LAST 2180*	2294*	2374*	2434*	LAST 3942*	4052*	3816*	3510*	LAST 4022*	4054*	3850*	3556*
CHG +26	+26	+24	+24	CHG -66	-56	-36	-12	CHG -50	-62	-50	-22
SEP 2484	2456	2484*	2484*	SEP 3564	3544	3544*	3544*	SEP 3582*	3582*	3582*	3582*
DEC 2530	2504	2530*	2530*	DEC 3664	3650	3650*	3650*	DEC 3996*	3996*	3996*	3996*
MAR 2590	2570	2590*	2590*	MAR 2664	2640	2664*	2664*	MAR 4140	4084	4086*	4086*
JUL 2664	2640	2664*	2664*	JUL 2664	2640	2664*	2664*	JUL 3744	3710	3710*	3710*
DEC 2540	2520	2540*	2540*	DEC 1290	1256	1286*	1286*	DEC 2667	2600	2648*	2648*
NOV 5546	5464	5524*	5524*	NOV 1380	1354	1374*	1374*	NOV 2569	2515	2551*	2551*
JAN 5670	5590	5642*	5642*	JAN 1644	1636	1643*	1643*	JAN 2525	2468	2507*	2507*
MAR 5770	5700	5746*	5746*	MAR 1679	1671	1677*	1677*	MAR 2490	2440	2472*	2472*
MAY 5842	5770	5832*	5832*	MAY 1713	1705	1711*	1711*	MAY 2470	2415	2450*	2450*
JUL 5910	5846	5890*	5890*	JUL 1753	1744	1751*	1751*	JUL 2470	2415	2450*	2450*
AUG 5934	5880	5920*	5920*	AUG 1770	1760	1766*	1766*	AUG 2455	2420	2445*	2445*
SEP 5944	5920	5920*	5920*	SEP 1782	1776	1782*	1782*	SEP 2450	2430	2430*	2430*
NOV 6030	5980	6012*	6012*	NOV 1802	1795	1801*	1801*	NOV 2422*	2422*	2422*	2422*
JAN 6074	6060	6074*	6074*	JAN 1802	1795	1801*	1801*	JAN 2422*	2422*	2422*	2422*
JUL 6200*	6200*	6200*	6200*	JUL 6200*	6200*	6200*	6200*	JUL 6200*	6200*	6200*	6200*

LIVE CATTLE				FEEDER CATTLE				LIVE HOGS			
DEC	FEB	APR	JUN	NOV	JAN	MAR	APR	DEC	FEB	APR	JUN
HIGH 7015	6897	6935	6560	HIGH 7460	7440	7270	7205	HIGH 3487	3325	3475*	3475*
LOW 6952	6825	6870	6537	LOW 7417	7402	7235	7160	LOW 3325	3665	3775*	3775*
LAST 6982*	6862*	6905*	6552*	LAST 7430*	7405*	7255*	7165*	LAST 3475*	3685	3770*	3770*
CHG +10	+12	+22	+5	CHG +7	-7	+7	+10	CHG +100	+85	+67	+60
AUG 6455	6440	6440*	6440*	AUG 7150	7140	7140*	7140*	AUG 4287	4187	4287*	4287*
OCT 6550	6535	6535*	6535*	OCT 7145	7140	7140*	7140*	OCT 4280	4190	4275*	4275*
DEC 6655	6655	6655*	6655*	DEC 7080	7080*	7080*	7080*	DEC 4210	4150	4210*	4210*
FEB 6655	6655	6655*	6655*	FEB 7080	7080*	7080*	7080*	FEB 3900	3857	3885*	3885*
								DEC 4000	3985	4000*	4000*

SWISS FRANC			CANADIAN DOLLAR			PORK BELLIES		
DEC	MAR	JUN	DEC	MAR	JUN	FEB	MAR	MAY
HIGH 8067	8070	8100	HIGH 7421	7416	7406	HIGH 4180	4202	4297
LOW 7990	8024	8075	LOW 7407	7408	7402	LOW 3925	3940	4060
LAST 8000*	8034*	8075*	LAST 7414*	7414*	7406*	LAST 4180*	4202*	4297*
CHG -54	-55	-55	CHG -2	-2	-3	CHG +200	+200	+200
DEC 16378	16360	16338	DEC 8570	8557	8564a	DEC 4270	4260	4267*
MAR 16360	16330	16346*	MAR 8566*	8566*	8566*	MAR 4270	4260	4267*
JUN 16308*	16308*	16308*	JUN 8566*	8566*	8566*	JUN 4270	4260	4267*

BRITISH POUND			US DOLLAR INDEX			GERMAN MARK		
DEC	MAR	JUN	DEC	MAR	JUN	DEC	MAR	JUN
HIGH 16378	16360	16338	HIGH 8570	8557	8564a	HIGH 6712	6674	6679*
LOW 16360	16330	16346*	LOW 8566*	8566*	8566*	LOW 6674	6688	6692*
LAST 16360*	16346*	16346*	LAST 8566*	8566*	8566*	LAST 6674*	6688	6692*
CHG -4	-2	-2	CHG +14	+24	+24	CHG -25	-25	-25
DEC 10392	10351	10362*	DEC 46730	46300	46720*	DEC 6723	6688	6692*
MAR 10470	10438	10447*	MAR 47045	46660	47040*	MAR 6718	6709*	6709*
JUN 10590	10549	10549*	JUN 47440	47200	47425*	JUN 6718	6709*	6709*
			SEP 47825	47825	47825*	SEP 6735	6725	6725*