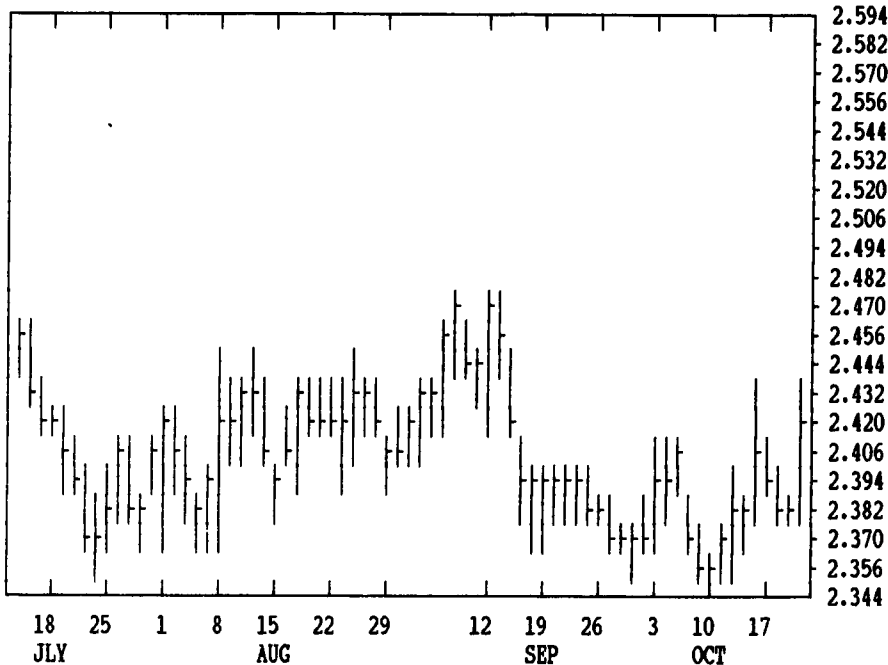


GRAIN, CATTLE AND HOG FUTURES MARKETS

(Closing bids: Thursday, Oct. 18, 1994)

JUL CORN CONTRACT HIGH: 2.854 LOW: 2.356

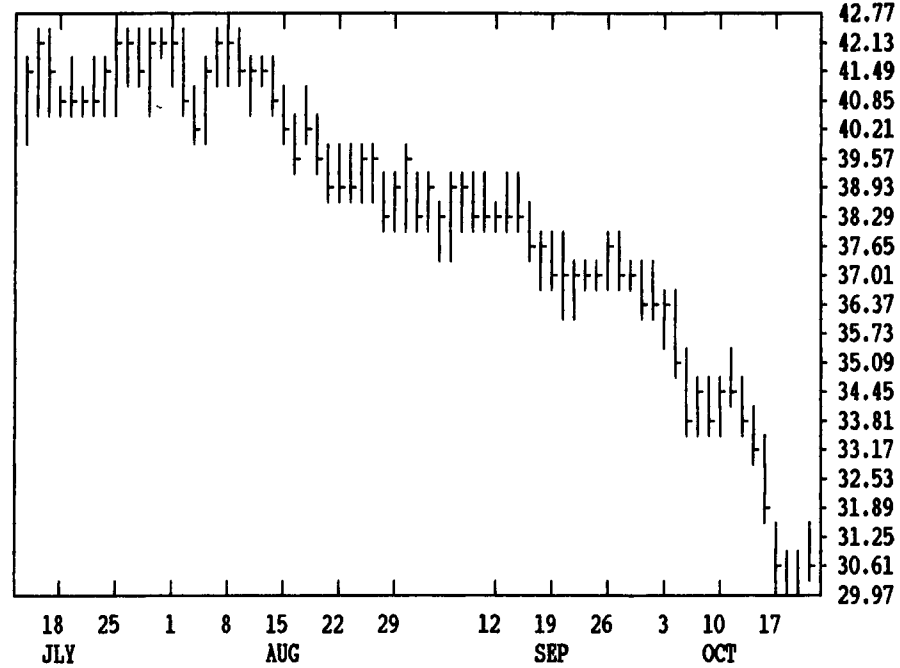


DTN FUTURES	14 10/20/94		TECHNICAL POINTS				SLOW STOCHASTIC						
	CONTRACT	CLOSE	4-DAY	9-DAY	18-DAY	45-DAY	9DAY	14DAY	30DAY	%K	%D	%K	%D
WHEAT	DEC	399.50	398.94	405.00	403.42	390.99	46.7	51.3	56.7	26	25	47	61
WHEAT	MAR	410.75	409.38	414.53	412.33	396.80	50.7	52.6	52.8	29	28	77	87
KCWHT	DEC	408.00	406.12	410.33	408.81	395.24	51.2	54.7	59.3	30	26	50	60
KCWHT	MAR	412.75	411.06	415.25	413.01	399.48	51.4	54.1	54.8	30	28	54	63
MNWHHT	DEC	406.75	405.00	408.22	405.32	400.65	51.7	52.1	52.1	34	30	57	63
CORN	DEC	217.50	215.87	215.44	215.71	219.50	56.4	51.0	45.3	30	33	44	35
CORN	MAR	228.25	226.69	225.89	225.78	229.19	59.6	53.5	46.7	34	40	54	42
CORN	MAY	236.50	234.62	233.64	233.49	248.77	53.2	47.7	45.7	39	43	55	37
OATS	DEC	126.50	128.37	129.19	128.78	125.84	40.3	46.6	50.2	21	32	67	76
BEANS	NOV	549.50	544.62	538.78	538.79	556.23	61.6	53.7	46.2	87	86	53	36
BEANS	JAN	561.00	555.81	549.92	549.56	565.76	63.1	55.0	47.0	88	87	57	39
BEANS	MAR	571.00	565.37	559.44	559.32	575.29	63.8	55.4	47.3	90	88	55	37
NEAL	OCT	169.10	165.67	163.67	162.90	167.12	73.6	64.0	50.7	90	87	68	48
BNOIL	OCT	27.41	26.86	26.11	25.53	25.38	83.1	75.3	63.9	99	98	98	85
CATTLE	OCT	68.28	67.49	67.49	67.86	69.37	54.0	48.7	46.0	58	49	23	23
CATTLE	DEC	69.88	69.08	68.82	68.67	69.00	63.1	58.0	52.1	67	60	67	56
FCTL	OCT	72.75	72.19	72.30	72.43	73.51	54.2	49.0	45.1	52	39	32	35
HOGS	OCT	30.70	30.52	32.29	34.00	36.69	18.1	19.7	26.2	12	7	4	4
HOGS	DEC	33.65	33.54	34.33	35.35	37.72	21.8	22.4	27.5	24	16	7	6
PKBLS	FEB	40.75	39.16	39.38	39.34	40.93	-59.9	54.4	48.1	71	42	45	37

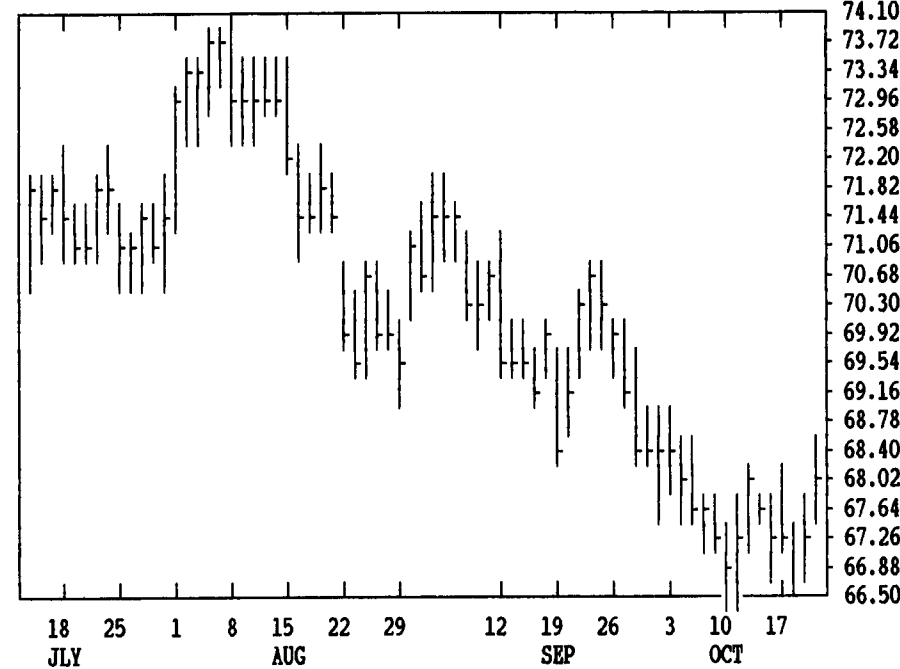
CORN				CHICAGO WHEAT				K.C. WHEAT			
	HIGH	LOW	LAST CHG		HIGH	LOW	LAST CHG		HIGH	LOW	LAST CHG
DEC	2182	2142	2174* +30	DEC	4020	3950	3994* +20	DEC	4110	4042	4080* +24
MAR	2292	2250	2282* +26	MAR	4130	4064	4106* +22	MAR	4150	4086	4126* +26
MAY	2374	2330	2364* +30	MAY	3880	3834	3864* +10	MAY	3920	3870	3896* +22
JUL	2430	2384	2422* +32	JUL	3530	3502	3526* +12	JUL	3590	3560	3580* +10
SEP	2474	2440	2470* +32	SEP	3562	3550	3562* +2	SEP	3604	3580	3604* +10
DEC	2526	2486	2514* +24	DEC	3664	3640	3654* +14	MINN WHEAT			
MAR	2580	2550	2580* +26	OATS				DEC	4090	4040	4066* +22
JUL	2650	2620	2650* +26	DEC	1280	1264	1264* -4	MAR	4190	4144	4164* +16
DEC	2510	2474	2510* +34	MAR	1336	1322	1322* +2	MAY	4100	4080	4092* +22
SOYBEANS				MAY	1366	1356	1356* 0	JUL	3780	3770	3770* +20
NOV	5504	5394	5494* +82	JUL	1400	1392	1392* +2	SEP	3610	3610	3610* 0
JAN	5624	5520	5610* +80	SOYBEAN MEAL				SOYBEAN OIL			
MAR	5720	5610	5710* +82	DEC	1654	1625	1646* +16	DEC	2575	2513	2573* +60
MAY	5790	5690	5784* +82	JAN	1666	1640	1657* +13	JAN	2504	2445	2499* +57
JUL	5856	5760	5852* +82	MAR	1694	1670	1687* +13	MAR	2456	2402	2450* +51
AUG	5884	5800	5882* +82	MAY	1727	1698	1717* +14	MAY	2425	2380	2417* +47
SEP	5900	5830	5900* +84	JUL	1760	1736	1757* +16	JUL	2400	2357	2394* +46
NOV	6004	5920	6002* +80	AUG	1777	1750	1769* +14	AUG	2395	2380	2388* +41
JAN	6074	6000	6074* +72	SEP	1790	1771	1783* +9	SEP	2390	2350	2377* +42
JUL	6200	6200	6200* +84	OCT	1810	1787	1804* +14	OCT	2388	2347	2375* +43

LIVE CATTLE				FEEDER CATTLE				LIVE HOGS			
	HIGH	LOW	LAST CHG		HIGH	LOW	LAST CHG		HIGH	LOW	LAST CHG
OCT	6850	6780	6827* +82	OCT	7290	7262	7275* +35	OCT	3120	3050	3070* +27
DEC	6990	6947	6987* +57	NOV	7420	7365	7417* +70	DEC	3412	3352	3365* -5
FEB	6875	6837	6872* +57	JAN	7385	7320	7380* +92	FEB	3695	3660	3665* +10
APR	6872	6835	6870* +50	MAR	7235	7180	7225* +57	APR	3705	3665	3672* +7
JUN	6535	6500	6532* +42	APR	7175	7140	7162* +52	JUN	4247	4210	4240* +2
AUG	6452	6410	6437* +35	MAY	7130	7100	7120* +35	JUL	4255	4210	4245* +5
OCT	6535	6530	6530* +45	AUG	7130	7090	7125* +45	AUG	4192	4170	4192* +22
DEC				SEP	7025	7025	7025* +15	OCT	3895	3860	3885* +15
SWISS FRANC				CANADIAN DOLLAR				PORK BELLIES			
DEC	8105	8019	8091* +47	DEC	7387	7367	7369* -16	FEB	4080	3955	4075* +97
MAR	8133	8065	8124* +50	MAR	7385	7368	7367* -14	MAR	4100	3960	4092* +110
JUN	8160	8112	8163* +54	JUN	7367	7356	7358* -13	MAY	4180	4065	4145* +85
BRITISH POUND				US DOLLAR INDEX				GERMAN MARK			
DEC	16314	16162	16306* +94	DEC	8541	8524	8531a -11	AUG	4160	4080	4160* +110
MAR	16310	16144	16292* +96	MAR			8549a -7	FEB			
JUN	16260	16120	16258* +96	S&P 500 INDEX				GERMAN MARK			
JAPANESE YEN				DEC	47190	46600	46740* -350	DEC	6712	6651	6702* +40
DEC	10364	10288	10343* +6	MAR	47425	46900	47050* -345	MAR	6723	6670	6714* +41
MAR	10446	10388	10426* +7	JUN	47770	47300	47410* -345	JUN	6730	6700	6730* +43
JUN	10535	10509	10526* +9	SEP	48000	47730	47815* -345	SEP	6740	6690	6747* +46

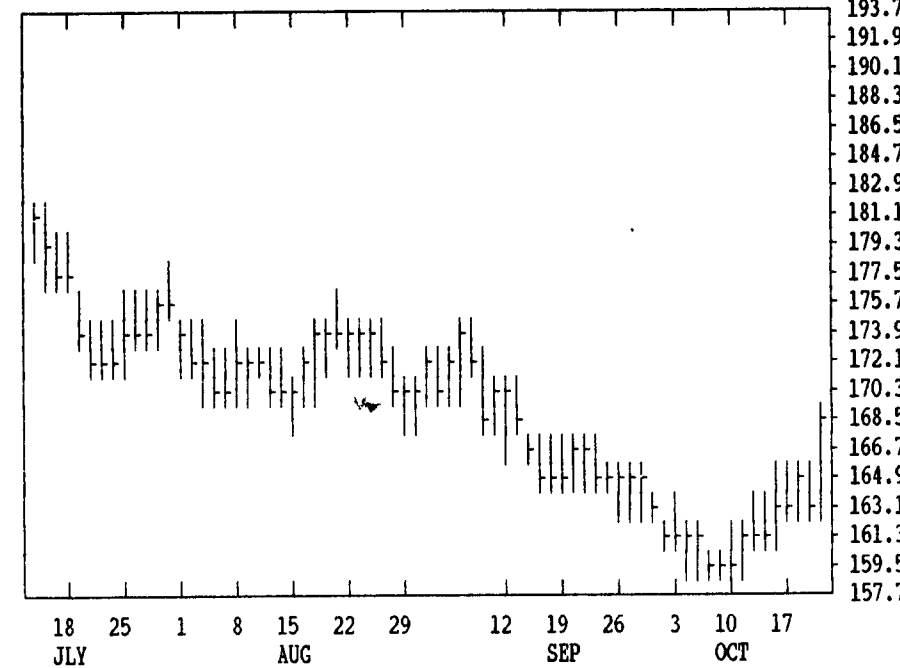
OCT LIVE HOGS CONTRACT HIGH: 49.75 LOW: 29.97



OCT LIVE CATTLE CONTRACT HIGH: 74.10 LOW: 65.70



OCT SOYBEAN MEAL CONTRACT HIGH: 207.5 LOW: 159.5



JUL SOYBEANS CONTRACT HIGH: 7.064 LOW: 5.634

