


**MODEL 121
REAR DRIVE
2-SPINDLE
DRIVE**

Model 121 gear drive, 2 spindle mower, cuts a 10 ft. swath, is available in either mounted or pull-type models. The 121 is ideal for mowing grass and weeds, clipping pasture, cutting brush and shredding stalks. Designed for tractors rated 40 to 80 hp with standard category 2, 3-point hitch and either 540 or 1000 rpm PTO.




WOODS

**CADET
MD 172**


WOODS

**SINGLE SPINDLE
MEDIUM-DUTY
CUTTER**



WOODS CADET MD172 is a single spindle, medium-duty cutter for mowing grass and weeds, pasture clipping, stalk shredding and brush clearing with tractors rated 25 to 75 hp and 1-3/8 in. 540 rpm PTO.


**BATWING MOWER
3180**



Introducing the new Woods 3180 Batwing. The toughest mower we've ever built. It features heavy-duty deck construction, high-speed blades, and drivelines that can handle 40% more torque than many competitive mowers. And it's backed by Woods' national parts and service network. What's more, the 3180 Batwing comes complete with a 36 month gearbox warranty, for years of trouble-free, high-performance mowing.

BLADES

LIGHT DUTY BLADE
6 Ft. and 7 Ft. Models



**MEDIUM
DUTY**
6 Ft., 7 Ft.,
and 8 Ft.
Models

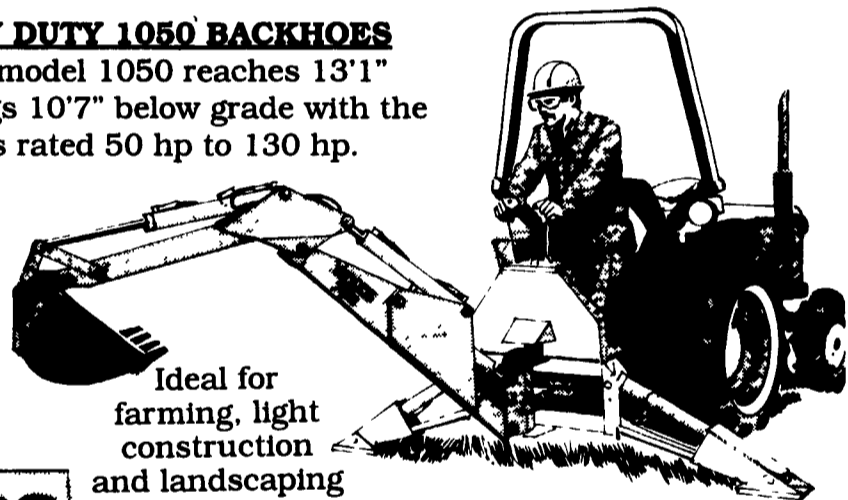
HEAVY DUTY
8 Ft., 9 Ft., and
10 Ft. Models

COMPACT UTILITY BACKHOES

Woods Models 650 and 750 utility backhoes can outperform others their size (and larger) digging footings, irrigation ditches, drainage ditches, wiring trenches and for landscaping.

HEAVY DUTY 1050 BACKHOES

Woods model 1050 reaches 13'1" and digs 10'7" below grade with the tractors rated 50 hp to 130 hp.



Ideal for
farming, light
construction
and landscaping

WOODS



**BANGOR
IMPLEMENT**
Bangor, PA
610-588-5924

BELMONT FARM
Glyndon, MD
301-833-9091

B. EQUIP., INC.
Waynesboro, PA
717-762-3193

**ECKROTH BROS.
FARM EQUIP.**
New Ringgold, PA
717-943-2151

**ERB & HENRY
EQUIP. INC.**
New Berlinville, PA
610-367-2169

**FARMERSVILLE
EQUIPMENT, INC.**
Ephrata, PA
717-354-6100

**GRUMELLI'S FARM
SERVICE**
Quarryville, PA
717-786-7318

HINES EQUIPMENT
Cresson, PA
814-886-4183
Bellwood, PA
814-742-8171

**R.S. HOLLINGER &
SON, INC.**
Mountville, PA
717-285-4538

**C.B. HOOBER &
SON, INC.**
Intercourse, PA
717-768-8231

**INCH
EQUIPMENT CO.**
McAllisterville, PA
717-463-2191

**KAUFFMAN FARM
SUPPLY**
Mt. Pleasant Mills PA
717-539-4571
Belleville, PA
717-835-2131

**KELLER BROS.
TRACTOR CO.**
Lebanon, PA
717-949-6501

**KELLER'S FARM
MACHINERY, INC.**
Quakertown, PA
215-536-4046

KERMIT K. KISTLER
Lynnport, PA
610-298-2011

**LANCASTER FORD
TRACTOR, INC.**
Lancaster, PA
717-569-7063

LAWN CARE OF PA.
Martindale, PA
610-445-4541

**S.G. LEWIS
AND SON**
West Grove, PA
610-869-9440
610-869-2214

**ROBERT E.
LITTLE, INC.**
Zieglerville, PA
610-287-9643

**M.M. WEAVER &
SONS, INC**
Leola, PA
717-656-2321

**MANOR
EQUIPMENT INC.**
Sinking Spring, PA
610-678-0828

**MESSICK FARM
EQUIP., INC.**
Elizabethtown, PA
717-367-1319

**MIFFLINBURG FARM
SUPPLY, INC.**
Mifflinburg, PA
717-966-3114

MORRIS INT'L., INC.
Everett, PA
814-652-6101

**NESLEY
EQUIPMENT CO.**
Pottstown, PA
610-469-6301

**NICARRY
EQUIPMENT CO.**
Rt. 61 North
Reading, PA
610-926-2441

**NICHOLS FARM
EQUIP**
Bloomsburg, PA
717-784-7731

**PIKEVILLE
EQUIP. INC.**
Oley, PA
610-987-6277

**STRALEY FARM
SUPPLY, INC.**
Dover, PA
717-292-4443
717-292-2631

**THOMAS POWER
EQUIPMENT**
Avondale, PA
610-268-2181

TRACTOR PARTS CO.
Bloomsburg, PA
717-784-0250

**C.H. WALTZ
SONS, INC.**
Williamsport, PA
717-435-2921

**WENGERS' FARM
MACHINERY INC.**
Myerstown, PA
717-866-2135

**CLARENCE WILSON
& SONS**
Kimberton, PA
610-933-3581

**YORK CO. FARM
IND., INC.**
Emigsville, PA
717 764-6412

**ZIMMERMAN FARM
SERVICE**
Bethel, PA
717-933-4114