


## For Fall Seeding See Binkley & Hurst Bros. Now For A New 13'10" Culti-Mulcher In Stock!

**Binkley & Hurst Bros., Inc. Has A Culti-Mulcher With Quality Features**



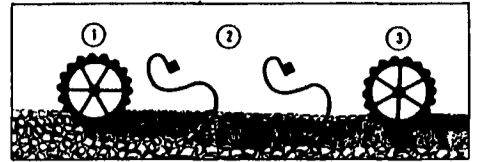
Weight Transfer is needed on some fields for best mulching results. Unique Farmhand system allows weight to be distributed between the front and rear rollers and the draw bar as needed.



Bearings on torsion-mounted hangers and roller tool bars combine with split roller axles to isolate shock loads. Up to 12 triple-lip sealed, self-aligning ball bearings are used on the main frame of each machine.

### Complete Seedbed Preparation in One Pass

Here is how Farmhand Mulchers prepare perfect seedbeds in a single pass. (1) Surface clods are crushed into small particles by the front rollers. (2) Buried clods are then brought to the surface by two rows of looped "C" lines or Danish vibrating lines. (3) The rear set of rollers crumbles these clods, firms the seedbed, presses out the air pockets and leaves a fine seedbed for planting.



### Mulching Makes You Money

Mulching your soil gives you better yields in two ways. First, loosely packed seedbeds with many clods allow moisture to evaporate quickly through the air pockets. Lost moisture reduces the speed of germination and gives your crops a less efficient start. Mulching creates a finer, clod-free seedbed with few air pockets and gives your crop a uniform start throughout the field. Moisture rises at just the right rate from the water table below to the seedbed.

Secondly, the small roots of sprouting seeds need a ready supply of soil nutrients. Feeder root systems of small plants in poorly prepared seedbeds cannot break through the clods and reach out for nourishment. Mulched soil allows the feeder roots to reach out in all directions. Thus, nourishment flows through the roots to build strong, fast-growing plants that give you better yields.

**We Have A 13'10" Working Width, Model In Stock STOP IN NOW!**

**BINKLEY & HURST BROS. INC.**

133 Rothsville Station Rd.  
Lititz, PA 17543  
(717) 626-4705  
1-800-487-2978



## See Binkley & Hurst Bros. For Quality New Rhino Equipment To Do Your Job Right!

# RHINO



**If It's Snow Removal Or Heavy Duty Excavating, You Need A Rhino Blade From Binkley & Hurst Bros. Now!**




A support stand is standard on the 800 Blade to provide safer storage and unit hook-up. The moldboard and replaceable cutting edge form a constant curvature to cut and roll the material being worked more efficiently. Optional equipment includes quick tach end plates, skid shoes, and CAT II quick coupler bushings.



The 800 Blade features mainframe swing, moldboard pivot, and moldboard tilt to fit a wide range of applications. The blade can be offset a maximum of 30" from the center line of the tractor for working outside the tractor tire. The moldboard can be pivoted a full 360 degrees for backfilling or working in hard-to-reach areas.

### TW120

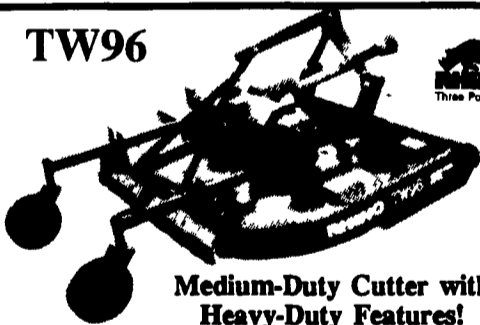


**Binkley & Hurst Has A Quality Rhino Cutter In Stock For You Now!**

Performance and Durability for Larger Acreages! 120" Cut; 120 HP Center Gearbox; 100 HP Outboard Gearboxes; Pan Blade Carriers;

Updraft Blades; Cat. 4 Driveline with Slip Clutch Protection; 540 Lift or Pull-Type; 10-Gauge Deck; 1/4"x10" Side Skirts; Replaceable Skid Shoes; Rated for 2" Diameter Material; Safety Deflectors Standard.

### TW96



**Medium-Duty Cutter with Heavy-Duty Features!**

96" Cut; 120 HP Center Gearbox; 90 HP Outboard Gearboxes; Pan Blade Carriers; Updraft Blades; Cat. 4 Driveline; Slip Clutch Protection; Lift or Pull-Type; 540 or 1000 RPM; Replaceable Skid Shoes; Rated for 2" Diameter Material; Safety Deflectors Standard.

### Rhino Batwing Cutter With 180 HP Gear Boxes



### SR15

**Heavy-Duty Features!**

15' Cut; 540 or 1000 RPM, Cat. 5 Main Driveline; Cat. 4 or 5 Wing Drivelines; Pan Blade Carriers; 6" Blade Overlap; Mechanical Level-Lift Axle; 10-Gauge Deck; 1/4"x10-1/2" Side Skirts; Full Swivel Clevis Hitch; Replaceable Skid Shoes; Wing Operation 90° Up and 22° Down; Rated for 2" Diameter Material Fully-Shielded Drivelines; Safety Deflectors Standard.


### RHINO REAR BLADES



With Hydraulics For Tractors Rated From 75-150 DBHP. Available w/7', 8', 9' & 10'

Moldboards. Also Smaller Heavy Built Units In Stock

• Rhino Model LR 6' 7'-8' 3 Pt. Blades R950 w/8'-9' Blade



### CY72

**Extra Tough Cutter for Extra Tough Cutting Jobs!** 72" Cut, 540 or 1000 RPM, CAT II Heavy-Duty Three-Point Hitch, 140HP "Rhino-Bull" Gearbox (1000RPM), Cat. 4 Shielded Driveline, Slip Clutch Protection, Heavy-Duty Pan Blade Carrier, 3/16" Deck; 1/4" x 9" Side Skirts, 1/2" x 4" Updraft or Flat Blades, Rated for 4" Diameter Material, Safety Deflectors Standard



### TILLERS


**Heavy Rugged Duty In Stock. See**

**BINKLEY & HURST NOW! Also In 55"-63"-70" 61" At Economy Prices Heavy Duty Tillers!**

Ditchbank Mowers  
Rotary Cutters

Rear Blades  
Flat Mowers  
Three-Point Hitch Boom Mowers  
Finishing Mowers  
Pasture Renovators  
Post Hole Diggers  
Rotary Shredders

Rotary Mowers  
Landscape Rakes  
Rotary Tillers  
Flex Wing Cutters



### SE6

**A Tough and Economical Cutter!**

72" Cut; 540 RPM; Cat. 4 Shielded Driveline; Shear Bolt or Slip Clutch Protection; 60 HP Gearbox; Pan Blade Carrier; Updraft Blades; CAT I Three-Point Hitch; 10-Gauge Deck; 10-Ga. x 8" Side Skirts; Rated for 1" Diameter Material; Safety Deflectors Standard.

**5'-6' and 7' Models In Stock**

**BINKLEY & HURST BROS. INC.**

133 Rothsville Station Rd.  
Lititz, PA 17543  
(717) 626-4705  
1-800-487-2978

