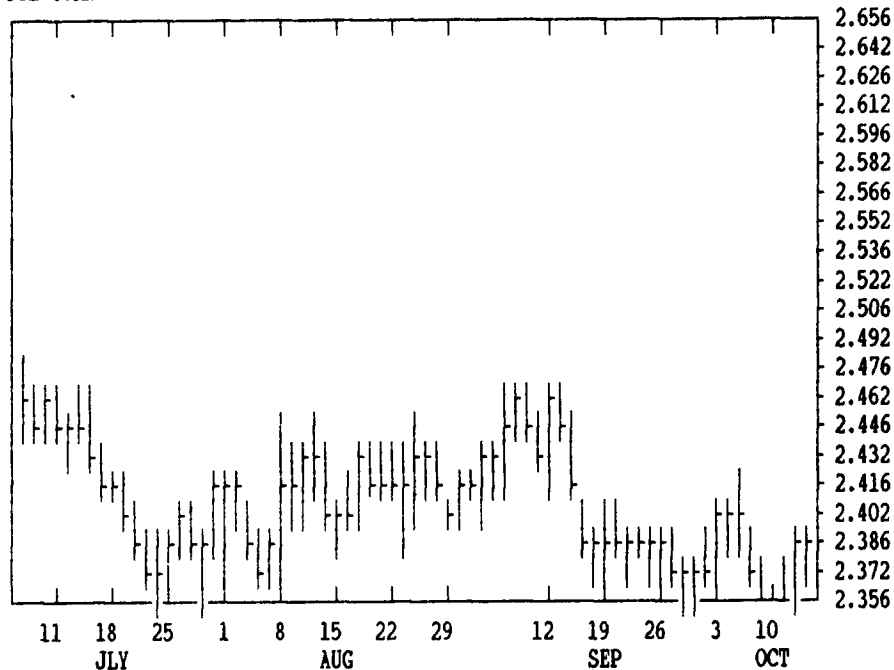


GRAIN, CATTLE AND HOG FUTURES MARKETS

(Closing bids: Thursday, Oct. 13, 1994)

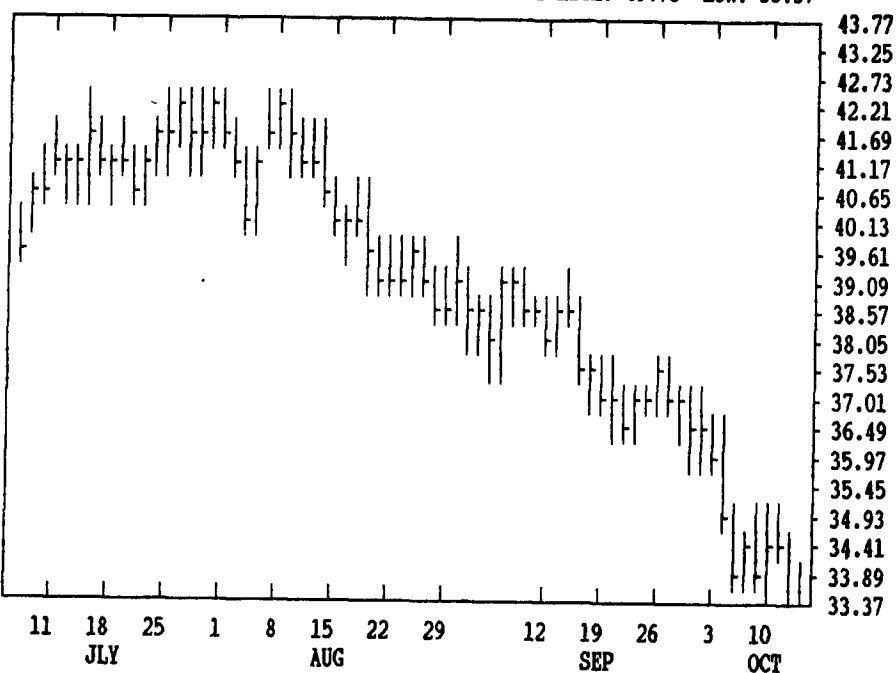
JUL CORN

CONTRACT HIGH: 2.854 LOW: 2.356



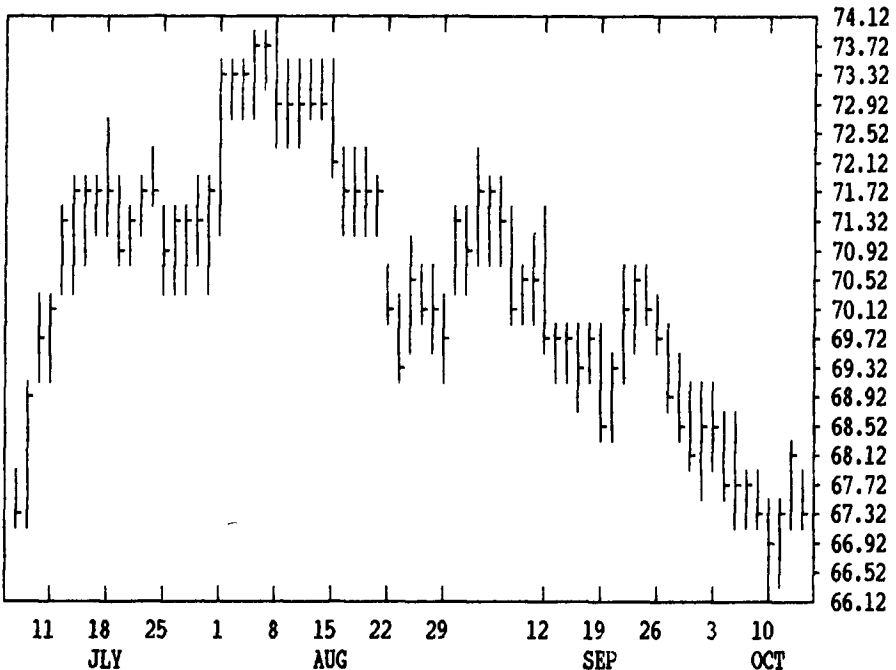
OCT LIVE HOGS

CONTRACT HIGH: 49.75 LOW: 33.37



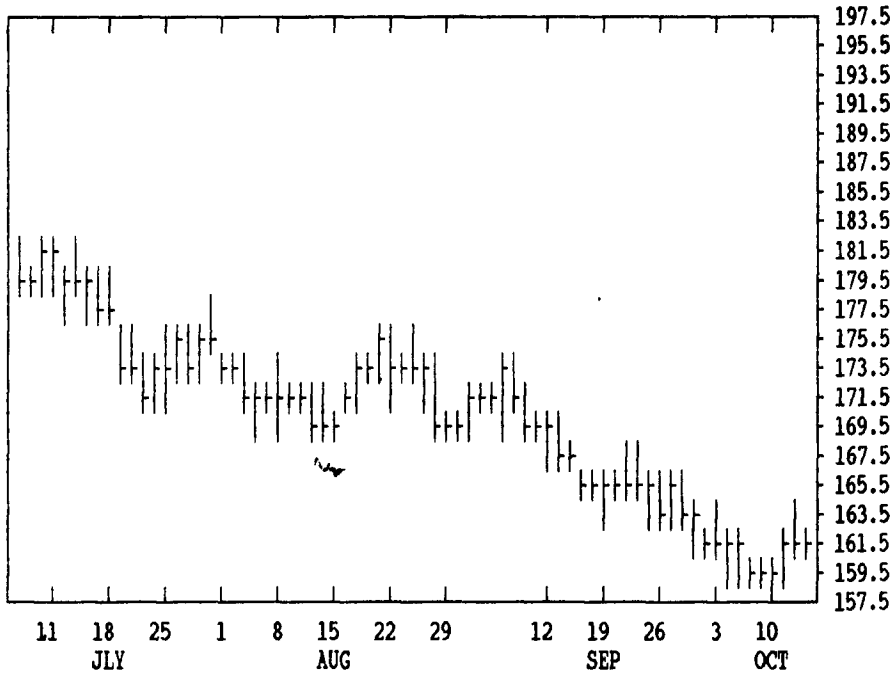
OCT LIVE CATTLE

CONTRACT HIGH: 74.10 LOW: 65.70



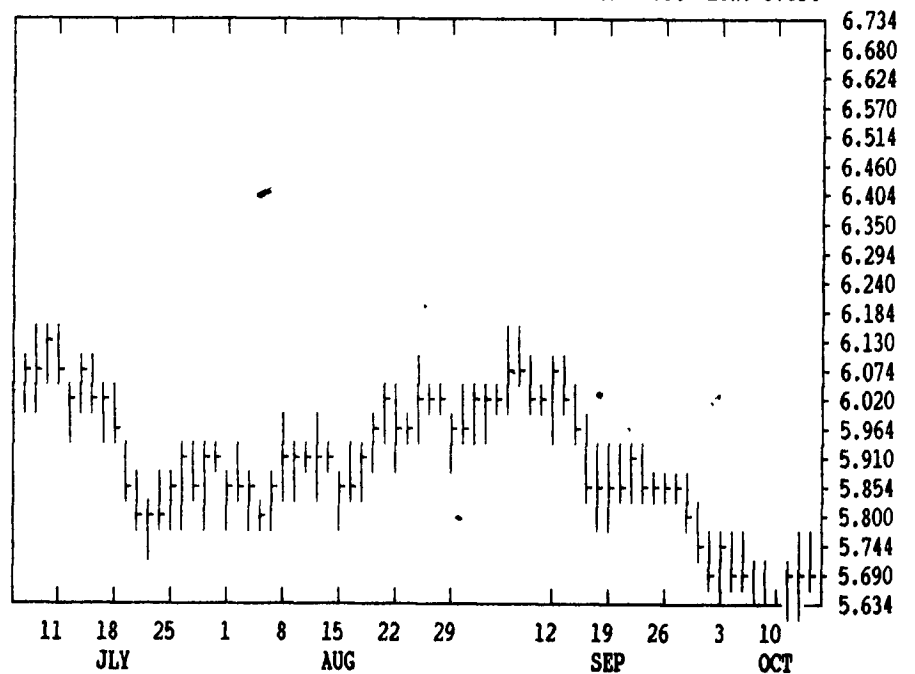
OCT SOYBEAN MEAL

CONTRACT HIGH: 207.5 LOW: 159.5



JUL SOYBEANS

CONTRACT HIGH: 7.064 LOW: 5.634



DTN FUTURES 14 10/13/94		TECHNICAL POINTS				SLOW STOCHASTIC						
PRICES ARE DECIMAL		MOVING AVERAGES				RSI'S						
CONTRACT	CLOSE	4-DAY	9-DAY	18-DAY	45-DAY	9DAY	14DAY	30DAY	%K	%D	%K	%D
WHEAT DEC	403.50	410.19	409.47	401.58	386.44	51.2	56.6	60.8	41	64	83	87
WHEAT MAR	412.25	418.75	417.92	404.29	393.04	52.4	54.0	53.6	45	69	95	97
KCWHT DEC	406.00	414.06	413.64	406.69	390.28	48.0	54.8	60.8	36	63	81	86
KCWHT MAR	411.75	418.81	418.17	410.68	396.43	50.3	54.8	54.8	41	67	83	88
MNWHT DEC	404.25	410.94	409.69	402.04	396.98	49.1	51.2	52.1	44	58	67	61
CORN DEC	215.50	214.50	215.64	216.00	220.13	43.9	41.6	41.9	39	22	10	12
CORN MAR	225.75	224.62	225.47	225.86	229.66	46.9	43.8	43.0	46	24	12	12
CORN MAY	233.50	232.19	233.08	233.37	252.96	44.9	44.2	44.8	49	27	4	3
OATS DEC	129.50	129.75	129.97	127.39	125.05	59.0	58.7	54.9	50	44	76	78
BEANS NOV	533.25	533.00	533.19	541.85	558.25	35.7	34.5	38.2	63	46	11	6
BEANS JAN	544.50	544.12	544.00	552.28	567.52	37.4	35.9	39.0	65	49	13	7
BEANS MAR	554.00	553.69	553.83	562.26	577.02	36.9	35.8	39.2	63	46	12	7
NEAL OCT	162.10	161.65	161.22	163.03	167.82	42.7	38.1	38.4	74	60	19	10
BNOIL OCT	25.68	25.41	24.95	25.16	25.10	63.6	58.7	54.3	93	92	50	30
CATTLE OCT	67.60	67.48	67.70	68.58	69.92	39.7	39.4	42.2	65	44	18	11
CATTLE DEC	68.70	68.49	68.60	68.73	69.18	50.0	48.5	47.2	76	57	39	34
FCTL OCT	72.75	72.38	72.36	72.73	74.04	50.9	45.8	43.8	78	53	31	21
HOGS OCT	33.63	34.08	34.52	35.75	37.77	21.4	24.2	30.6	22	22	7	7
HOGS DEC	34.95	35.23	35.55	36.58	38.49	23.1	24.3	29.5	22	26	8	9
PKBLS FEB	39.45	39.84	39.63	39.43	41.52	45.5	44.1	42.8	52	67	48	40

CORN				CHICAGO WHEAT				K.C. WHEAT						
DEC	HIGH	LOW	LAST	CHG	DEC	HIGH	LOW	LAST	CHG	DEC	HIGH	LOW	LAST	CHG
DEC	2156	2144	2154*	+4	DEC	4060	4006	4034*	-44	DEC	4110	4054	4060*	-62
MAR	2260	2250	2256*	+2	MAR	4150	4094	4122*	-44	MAR	4144	4096	4116*	-46
MAY	2336	2324	2334*	+4	MAY	3874	3840	3862*	-20	MAY	3910	3880	3894*	-10
JUL	2390	2376	2386*	+2	JUL	3540	3510	3524*	-10	JUL	3600	3540	3580*	+10
SEP	2434	2430	2434*	+2	SEP	3574	3560	3560*	-34	SEP	3620	3600	3600*	+2
DEC	2490	2482	2486*	0	DEC	3660	3640	3660*	-20	MINN WHEAT				
MAR	2552	2544	2552*	+2	OATS				DEC	4094	4030	4042*	-64	
JUL	2622	2612	2622*	+2	DEC	1300	1290	1294*	-6	MAR	4204	4154	4160*	-64
DEC	2470	2464	2470*	+10	MAR	1350	1342	1344*	-4	MAY	4110	4080	4084*	-34
SOYBEANS				MAY	1372	1364	1372*	-2	JUL	3790	3754	3754*	-44	
NOV	5380	5330	5332*	-34	JUL	1402	1402	1402*	+2	SEP	3610*		0	
JAN	5492	5442	5444*	-32	SOYBEAN MEAL				SOYBEAN OIL					
MAR	5584	5536	5540*	-34	OCT	1627	1615	1621*	-4	OCT	2587	2563	2568*	+1
MAY	5666	5614	5616*	-34	DEC	1632	1618	1619*	-10	DEC	2442	2411	2417*	-1
JUL	5734	5682	5686*	-32	JAN	1645	1634	1634*	-10	JAN	2390	2360	2364*	-5
AUG	5770	5710	5712*	-32	MAR	1674	1662	1665*	-9	MAR	2362	2324	2331*	-10
SEP	5770	5740	5740*	-22	MAY	1700	1690	1694*	-2	MAY	2342	2312	2313*	-11
NOV	5880	5832	5832*	-34	JUL	1732	1723	1726*	-2	JUL	2335	2295	2296*	-11
JAN					AUG	1747	1737	1737*	-3	AUG	2320	2295	2300*	-7
JUL	6060	6060	6060*	0	SEP	1762	1755	1757*	+2	SEP	2308	2290	2290*	-10

LIVE CATTLE				FEEDER CATTLE				LIVE HOGS						
OCT	HIGH	LOW	LAST	CHG	OCT	HIGH	LOW	LAST	CHG	OCT	HIGH	LOW	LAST	CHG
OCT	6790	6755	6760*	-42	OCT	7290	7225	7275*	+15	OCT	3400	3337	3362*	-12
DEC	6900	6845	6870*	-27	NOV	7325	7260	7305*	-2	DEC	3510	3455	3495*	+15
FEB	6797	6755	6772*	-20	JAN	7295	7220	7275*	+20	FEB	3715	3657	3692*	+17
APR	6815	6770	6805*	-2	MAR	7190	7110	7155*	+10	APR	3755	3705	3732*	+10
JUN	6487	6460	6482*	+7	APR	7145	7080	7127*	+32	JUN	4300	4275	4295*	+12
AUG	6405	6380	6400*	+10	MAY	7075	7030	7070*	+20	JUL	4300	4270	4285*	-12
OCT	6470	6460	6470*	+5	AUG	7075	7040	7075*	+20	AUG	4235	4200	4220*	-10
DEC					SEP	7015	7015*	0	OCT	3912	3912	3912*	-2	
SWISS FRANC				CANADIAN DOLLAR				PORK BELLIES						
DEC	7848	7780	7845*	+43	DEC	7428	7390	7400*	-26	FEB	3955	3895	3945*	+30
MAR	7877	7810	7875*	+43	MAR	7422	7380	7396*	-26	MAR	3955	3895	3945*	+32
JUN	7897	7854	7907*	+43	JUN	7408	7380	7385*	-26	MAY	4070	4030	4045*	0
BRITISH POUND				US DOLLAR INDEX				JULY 4120 4105 4105* -10						
DEC	15876	15770	15848*	+38	DEC	8714	8689	8694a	-51	AUG	4020	4020*	+20	
MAR	15880	15760	15834*	+38	MAR	8710a -53				FEB				
JUN	15800* +38				S&P 500 INDEX				GERMAN MARK					
JAPANESE YEN				DEC	47375	46710	46915*	+150	DEC	6526	6475	6523*	+28	
DEC	10109	10032	10098*	+20	MAR	47685	47190	47225*	+145	MAR	6535	6488	6533*	+29
MAR	10182	10119	10176*	+19	JUN	48050	47600	47595*	+140	JUN	6546	6490	6546*	+29
JUN	10268	10268*	+17	SEP	48500	48030	48030*	+125	SEP	6540	6512	6557*	+29	