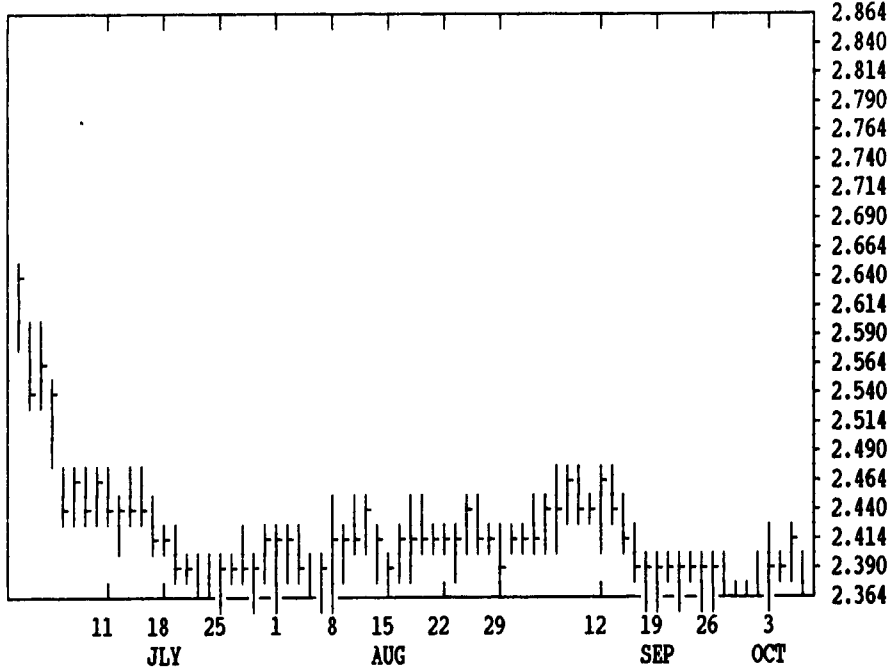


GRAIN, CATTLE AND HOG FUTURES MARKETS

(Closing bids: Thursday, Oct. 6, 1994)

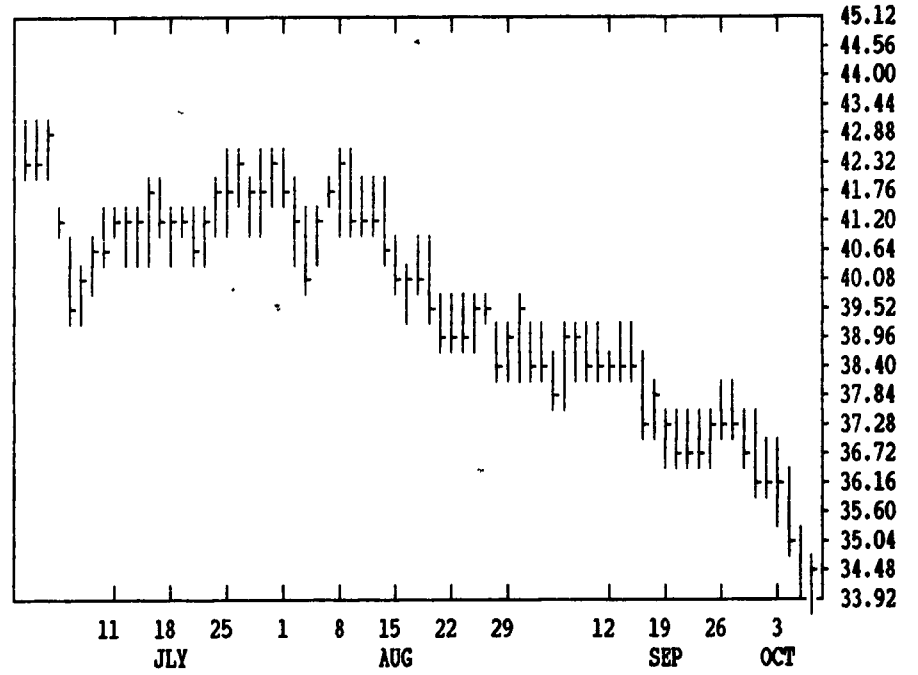
JUL CORN

CONTRACT HIGH: 2.854 LOW: 2.364



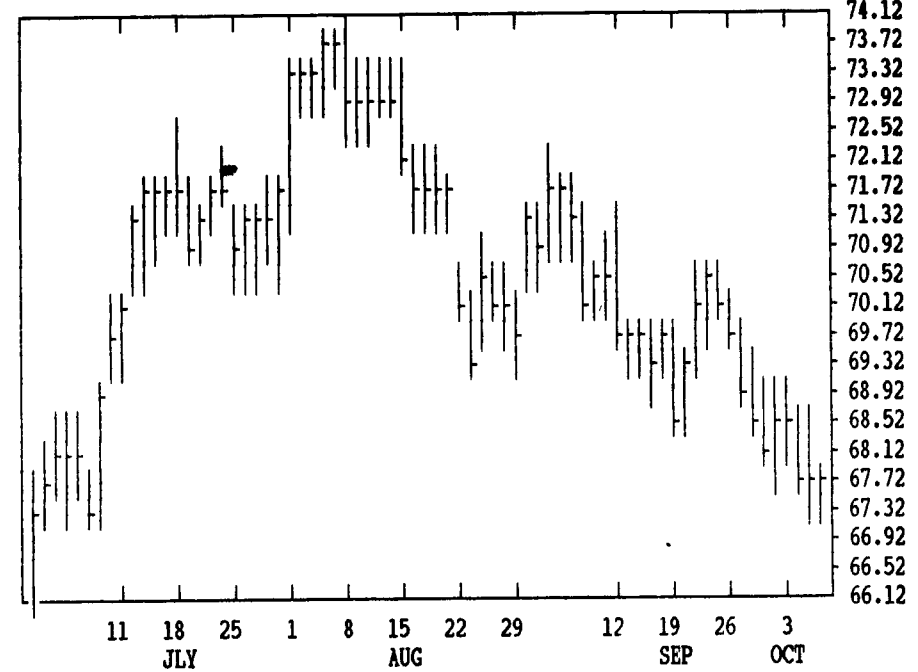
OCT LIVE HOGS

CONTRACT HIGH: 49.75 LOW: 33.92



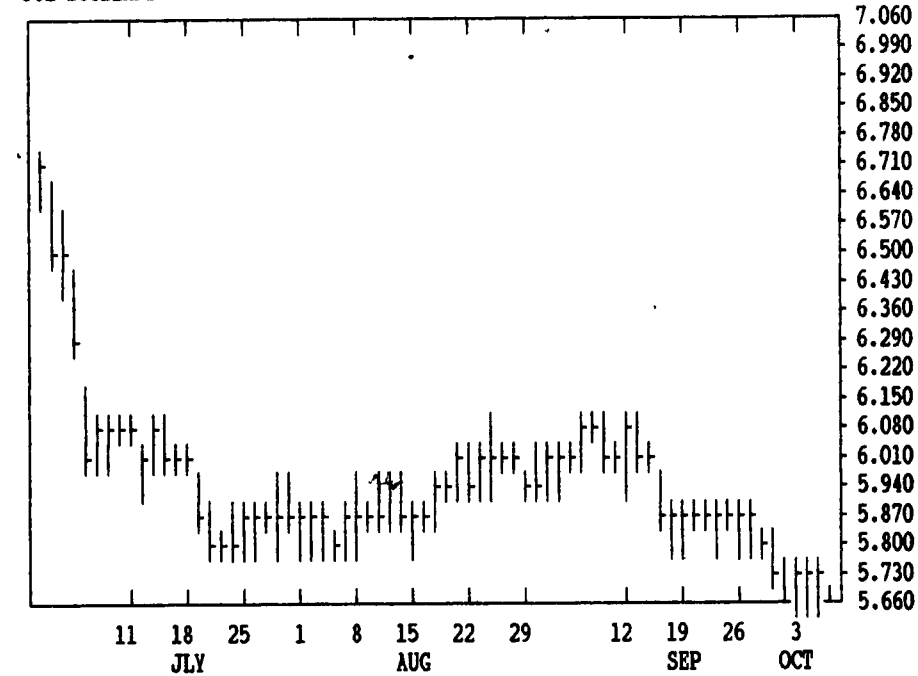
OCT LIVE CATTLE

CONTRACT HIGH: 74.10 LOW: 65.70



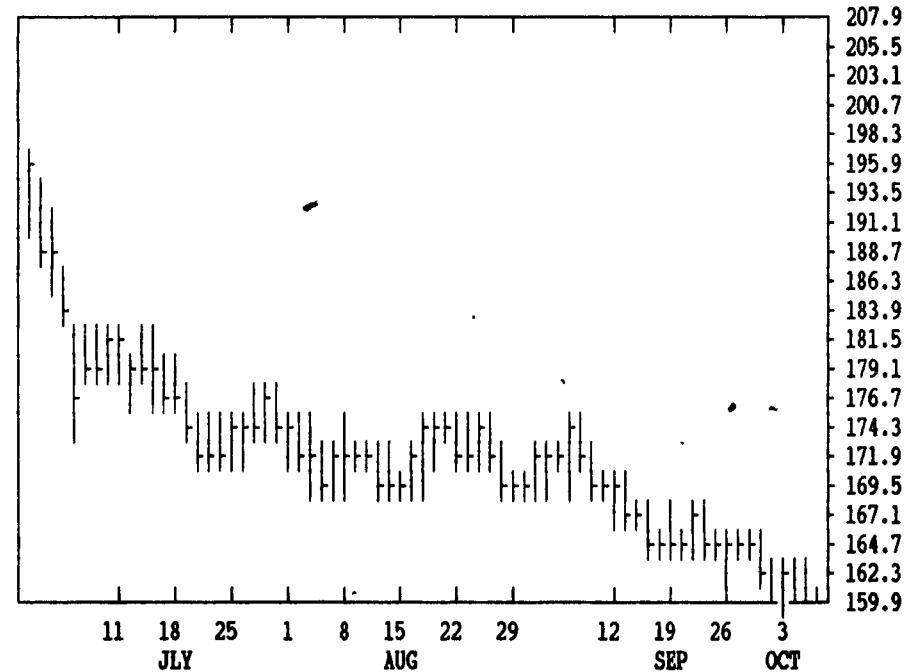
JUL SOYBEANS

CONTRACT HIGH: 7.064 LOW: 5.660



OCT SOYBEAN MEAL

CONTRACT HIGH: 207.5 LOW: 159.9



DTN FUTURES	14 09/30/94		DTN WEEKLY TECHNICAL SUMMARY				9/30/94
	Past Week's		Last Month's				Current
	High	Low	Close	High	Low	Support	Resistance
NEARBY WHEAT	405.00	385.00	403.5	364.25	327.5	380.75	463.25
MAR WHEAT	411.00	393.25	411.00	387.5	368.00	380.25	??????
NEARBY KCWHT	411.00	391.75	411.00	379.00	338.5	376.25	417.25-467.00
MAR KCWHT	410.00	395.00	410.00	387.00	345.5	380.00	????
NEARBY MGEWT	440.0	389.5	401.75	380.00	333.00	373.50	421.00
NEARBY CORN	217.25	214.00	215.75	224.00	214.00	204.50	227.50
MAR CORN	227.25	223.75	225.25	236.5	228.75	204.50	231.00
MAY CORN	234.5	231.75	233.00	290.00	260.5	?????	236.00
NEARBY OATS	128.75	123.75	128.25	124.75	114.00	113.00	133.00
NEARBY BEANS	556.5	535.5	536.00	604.50	568.00	524.50	610.00
JAN BEANS	566.5	546.00	546.25	586.75	566.75	?????	562.50
MAR BEANS	576.25	555.75	556.25	596.00	575.75	????	571.50
NEARBY MEAL	165.6	161.2	161.6	179.60	170.60	117-158	194.80
NEARBY BNOIL	26.02	25.04	25.08	25.13	23.48	23.30	27.15
NEARBY LIVCT	70.15	67.90	68.50	72.35	66.525	61.65	71.95
DEC LIVCT	69.20	67.90	68.50	70.525	68.275	67.20	70.175
NEARBY FEDCT	73.60	72.30	72.825	82.10	74.30	71.25	77.375
NEARBY LIVHG	37.80	36.30	36.425	46.70	38.40	34.45	42.66
DEC LIVHG	38.45	36.15	36.40	40.55	39.225	34.45	38.675
NEARBY PKBLS	40.00	38.525	38.75	45.10	26.35	26.35	45.10

CORN				CHICAGO WHEAT				K.C. WHEAT			
DEC	HIGH	LOW	LAST CHG	DEC	HIGH	LOW	LAST CHG	DEC	HIGH	LOW	LAST CHG
DEC	2160	2142	2156* -20	DEC	4076	4040	4074* 0	DEC	4126	4082	4116* -2
MAR	2256	2242	2250* -24	MAR	4154	4120	4150* -12	MAR	4160	4124	4160* -4
MAY	2336	2316	2322* -32	MAY	3910	3870	3890* -24	MAY	3934	3904	3914* -30
JUL	2386	2370	2374* -34	JUL	3552	3516	3544* -26	JUL	3590	3564	3580* -32
SEP	2430	2420	2422* -32	SEP	3580	3562	3580* -22	SEP	3600	3594	3600* -30
DEC	2484	2470	2482* -14	DEC	3680	3660	3670* -10	MINN WHEAT			
MAR	2544	2534	2544* -16	OATS				DEC	4074	4040	4066* -6
JUL	2610	2600	2610* -12	DEC	1304	1280	1296* 0	MAR	4180	4154	4172* -14
DEC			2442* -12	MAR	1352	1326	1344* 0	MAY	4090	4064	4086* -12
SOYBEANS				MAY	1372	1366	1370* +4	JUL			3784* 0
NOV	5316	5290	5310* -32	JUL			1390* +2	SEP			3600* 0
JAN	5424	5402	5414* -36	SOYBEAN MEAL				SOYBEAN OIL			
MAR	5520	5504	5514* -40	OCT	1605	1599	1601* -9	OCT	2460	2420	2459* +11
MAY	5610	5592	5604* -34	DEC	1619	1610	1611* -16	DEC	2369	2332	2366* +4
JUL	5690	5660	5674* -44	JAN	1634	1627	1627* -17	JAN	2340	2316	2338* -14
AUG	5724	5694	5696* -50	MAR	1663	1656	1659* -13	MAR	2325	2296	2319* -19
SEP	5744	5730	5744* -44	MAY	1692	1685	1686* -13	MAY	2312	2288	2306* -16
NOV	5850	5826	5836* -44	JUL	1727	1719	1724* -13	JUL	2308	2276	2294* -16
JAN				AUG	1742	1734	1735* -15	AUG	2305	2273	2291* -25
JUL			5984* -44	SEP	1760	1750	1751* -16	SEP	2305	2275	2282* -32

DTN FUTURES 03 10/07/94				DELAYED COMMODITY QUOTES				05:28 central time			
LIVE CATTLE				FEEDER CATTLE				LIVE HOGS			
OCT	HIGH	LOW	LAST CHG	OCT	HIGH	LOW	LAST CHG	OCT	HIGH	LOW	LAST CHG
OCT	6787	6725	6780* +10	OCT	7205	7160	7195* -17	OCT	3470	3392	3452* +27
DEC	6887	6820	6872* +20	NOV	7260	7190	7240* -20	DEC	3590	3510	3582* +47
FEB	6780	6727	6772* +20	JAN	7205	7140	7192* -17	FEB	3795	3712	3782* +45
APR	6820	6787	6817* +2	MAR	7122	7080	7090* -32	APR	3770	3700	3755* +60
JUN	6500	6467	6487* -12	APR	7095	7060	7070* -32	JUN	4315	4230	4307* +67
AUG	6447	6417	6430* -40	MAY	7042	7020	7030* -40	JUL	4265	4220	4262* +30
OCT	6505	6475	6490* -15	AUG	7045	7035	7035* -45	AUG	4235	4190	4235* +25
DEC				SEP				OCT	3925	3905	3910* 0
SWISS FRANC				CANADIAN DOLLAR				PORK BELLIES			
DEC	7850	7823	7833* -10	DEC	7432	7407	7421* -8	FEB	4050	3855	4050*+200
MAR	7877	7858	7863* -10	MAR	7425	7409	7417* -11	MAR	4062	3865	4062*+200
JUN	7920	7896	7896* -10	JUN	7410	7400	7406* -12	MAY	4155	3980	4155*+200
BRITISH POUND				US DOLLAR INDEX				JULY			
DEC	15918	15826	15884* +36	DEC	8776	8767	8773a -1	AUG	4130	3995	4130*+200
MAR	15900	15810	15866* +42	MAR			8792* -3	FEB			
JUN			15822* +48	S&P 500 INDEX				GERMAN MARK			
DEC	10112	10072	10076* -34	DEC	45585	45300	45390* -35	DEC	6494	6470	6483* -2
MAR	10184	10158	10158* -35	JUN	45900	45610	45700* -35	MAR	6505	6486	6493* -3
MAR	10184	10158	10158* -35	JUN	46265	46000	46070* -35	JUN	6516	6506	6506* -1
JUN	10300	10257	10257* -36	SEP	46700	46460	46535* -20	SEP	6517	6516	6516* -1