



## MODEL 121 REAR DRIVE 2-SPINDLE DRIVE


Model 121 gear drive, 2 spindle mower, cuts a 10 ft. swath, is available in either mounted or pull-type models. The 121 is ideal for mowing grass and weeds, clipping pasture, cutting brush and shredding stalks. Designed for tractors rated 40 to 80-hp with standard category 2, 3-point hitch and either 540 or 1000 rpm PTO.



## CADET MD 172




## SINGLE SPINDLE MEDIUM-DUTY CUTTER



WOODS CADET MD172 is a single spindle, medium-duty cutter for mowing grass and weeds, pasture clipping, stalk shredding and brush clearing with tractors rated 25 to 75 hp and 1-3/8 in. 540 rpm PTO.

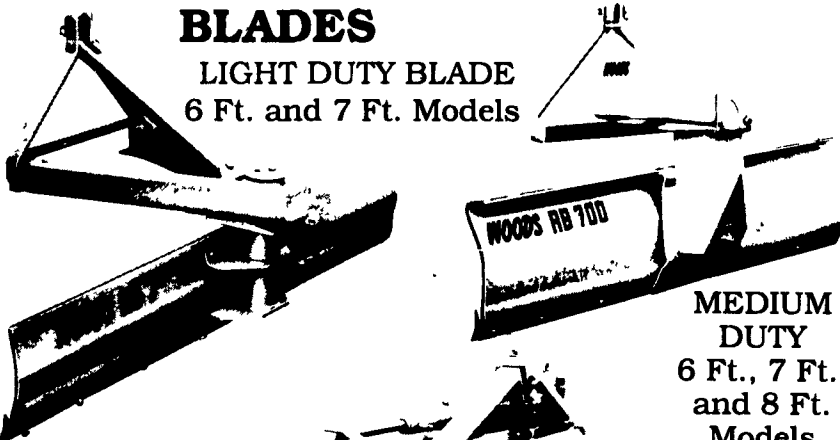
## BATWING MOWER 3180



Introducing the new Woods 3180 Batwing. The toughest mower we've ever built. It features heavy-duty deck construction, high-speed blades, and drivelines that can handle 40% more torque than many competitive mowers. And it's backed by Woods' national parts and service network. What's more, the 3180 Batwing comes complete with a 36 month gearbox warranty, for years of trouble-free, high-performance mowing.

## BLADES

LIGHT DUTY BLADE  
6 Ft. and 7 Ft. Models



MEDIUM  
DUTY  
6 Ft., 7 Ft.,  
and 8 Ft.  
Models

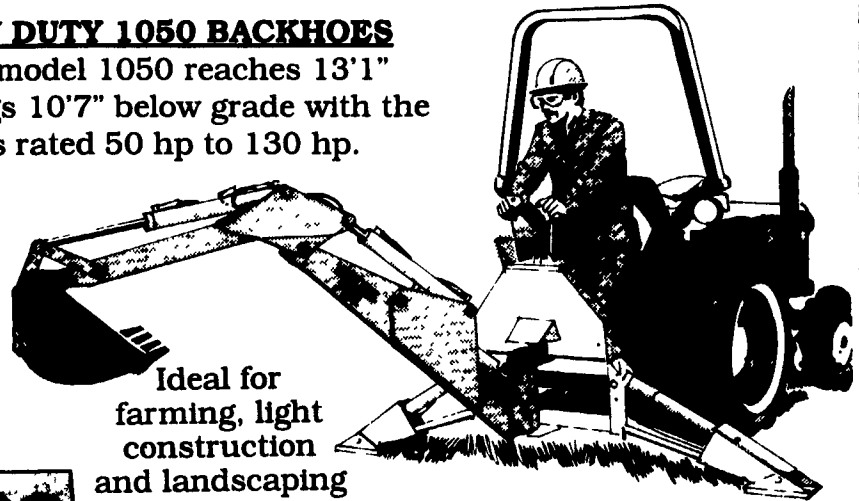
HEAVY DUTY  
8 Ft., 9 Ft., and  
10 Ft. Models

## COMPACT UTILITY BACKHOES

Woods Models 650 and 750 utility backhoes can outperform others their size (and larger) digging footings, irrigation ditches, drainage ditches, wiring trenches and for landscaping.

## HEAVY DUTY 1050 BACKHOES

Woods model 1050 reaches 13'1" and digs 10'7" below grade with the tractors rated 50 hp to 130 hp.



Ideal for  
farming, light  
construction  
and landscaping



**BANGOR  
IMPLEMENT**  
Bangor, PA  
610-588-5924

**BELMONT FARM**  
Glyndon, MD  
301-833-9091

**B. EQUIP., INC.**  
Waynesboro, PA  
717-762-3193

**ECKROTH BROS.  
FARM EQUIP.**  
New Ringgold, PA  
717-943-2151

**ERB & HENRY  
EQUIP. INC.**  
New Berlinville, PA  
610-367-2169

**FARMERSVILLE  
EQUIPMENT, INC.**  
Ephrata, PA  
717-354-6100

**GRUMELLI'S FARM  
SERVICE**  
Quarryville, PA  
717-786-7318

**HINES EQUIPMENT**  
Cresson, PA  
814-886-4183  
Bellwood, PA  
814-742-8171

**R.S. HOLLINGER &  
SON, INC.**  
Mountville, PA  
717-285-4538

**C.B. HOOBER &  
SON, INC.**  
Intercourse, PA  
717-768-8231

**INCH  
EQUIPMENT CO.**  
McAllisterville, PA  
717-463-2191

**KAUFFMAN FARM  
SUPPLY**  
Mt. Pleasant Mills PA  
717-539-4571  
Belleville, PA  
717-935-2131

**KELLER BROS.  
TRACTOR CO.**  
Lebanon, PA  
717-949-6501

**KELLER'S FARM  
MACHINERY, INC.**  
Quakertown, PA  
215-536-4046

**KERMIT K. KISTLER**  
Lynnport, PA  
610-298-2011

**LANCASTER FORD  
TRACTOR, INC.**  
Lancaster, PA  
717-569-7063

**LAWN CARE OF PA.**  
Martindale, PA  
610-445-4541

**S.G. LEWIS  
AND SON**  
West Grove, PA  
610-869-9440  
610-869-2214

**ROBERT E.  
LITTLE, INC.**  
Zieglerville, PA  
610-287-9643

**M.M. WEAVER &  
SONS, INC**  
Leola, PA  
717-656-2321

**MANOR  
EQUIPMENT INC.**  
Sinking Spring, PA  
610-678-0828

**MESSICK FARM  
EQUIP., INC.**  
Elizabethtown, PA  
717-367-1319

**MIFFLINBURG FARM  
SUPPLY, INC.**  
Mifflinburg, PA  
717-966-3114

**MORRIS INT'L, INC.**  
Everett, PA  
814-652-6101

**NESLEY  
EQUIPMENT CO.**  
Pottstown, PA  
610-469-6391

**NICARRY  
EQUIPMENT CO.**  
Rt. 61 North  
Reading, PA  
610-926-2441

**NICHOLS FARM  
EQUIP**  
Bloomsburg, PA  
717-784-7731

**PIKEVILLE  
EQUIP. INC.**  
Oley, PA  
610-987-8277

**STRALEY FARM  
SUPPLY, INC.**  
Dover, PA  
717-292-4443  
717-292-2631

**THOMAS POWER  
EQUIPMENT**  
Avondale, PA  
610-268-2181

**TRACTOR PARTS CO.**  
Bloomsburg, PA  
717-784-0250

**C.H. WALTZ  
SONS, INC.**  
Williamsport, PA  
717-435-2921

**WENGERS' FARM  
MACHINERY INC.**  
Myerstown, PA  
717-866-2135

**CLARENCE WILSON  
& SONS**  
Kimberton, PA  
610-933-3581

**YORK CO.-FARM  
JND., INC.**  
Emigsville, PA  
717-764-6412

**ZIMMERMAN FARM  
SERVICE**  
Bethel, PA  
717-933-4114