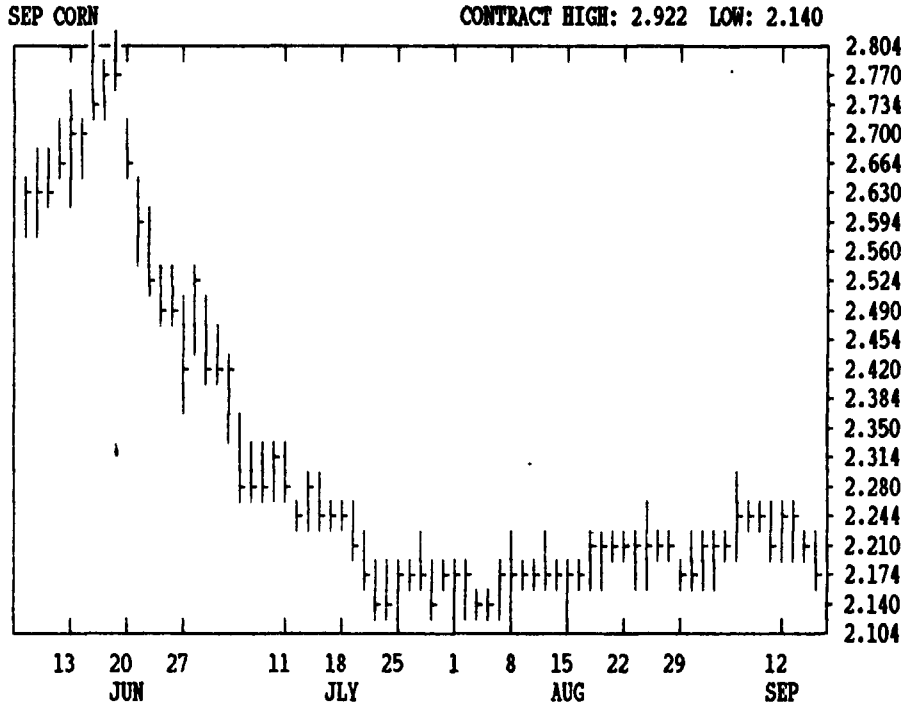
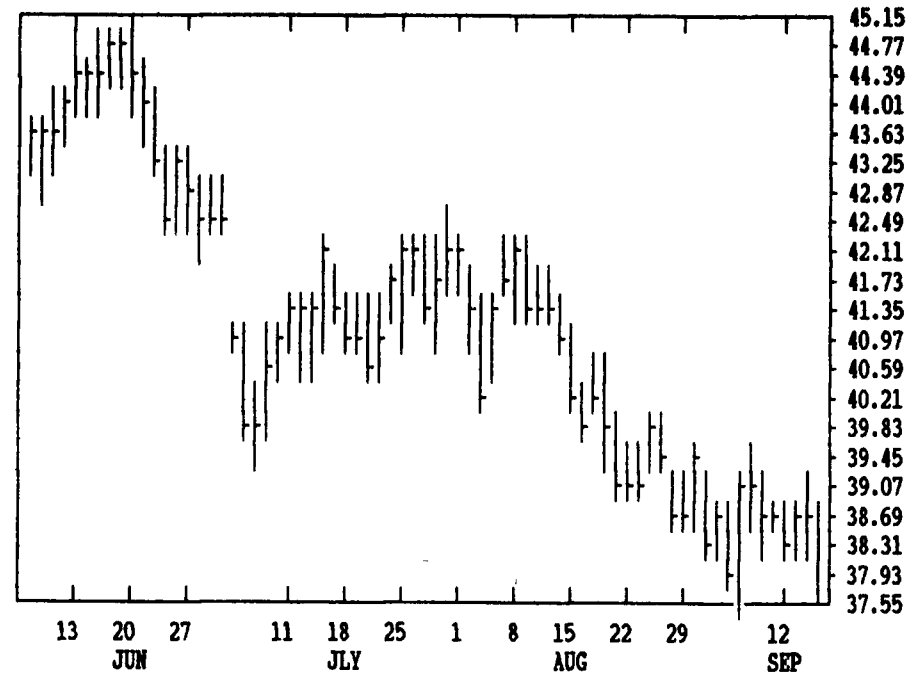


GRAIN, CATTLE AND HOG FUTURES MARKETS

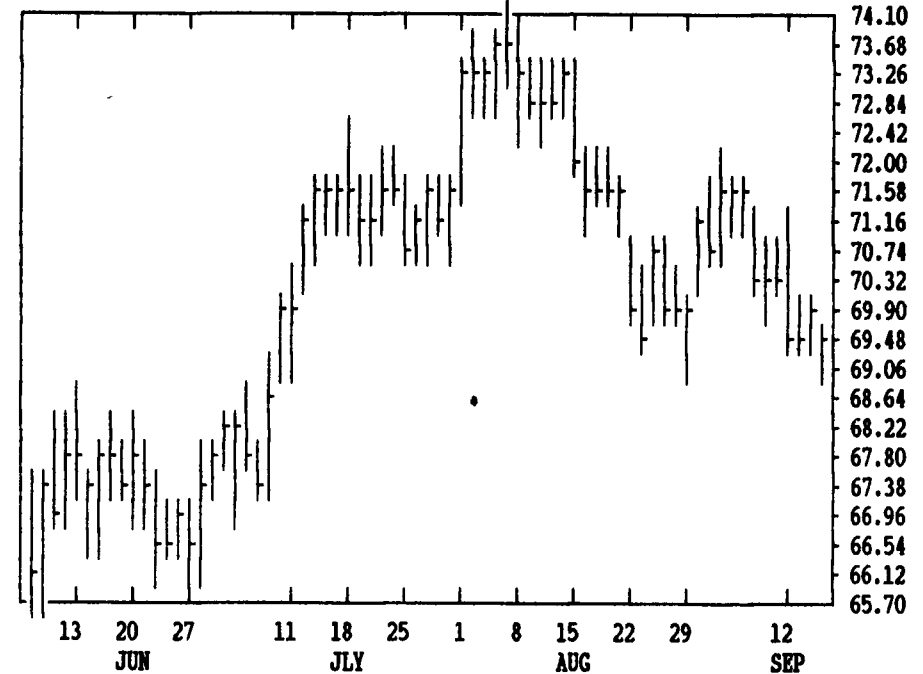
(Closing bids: Thursday, Sept. 15, 1994)



OCT LIVE HOGS CONTRACT HIGH: 49.75 LOW: 37.55



OCT LIVE CATTLE CONTRACT HIGH: 74.10 LOW: 65.70

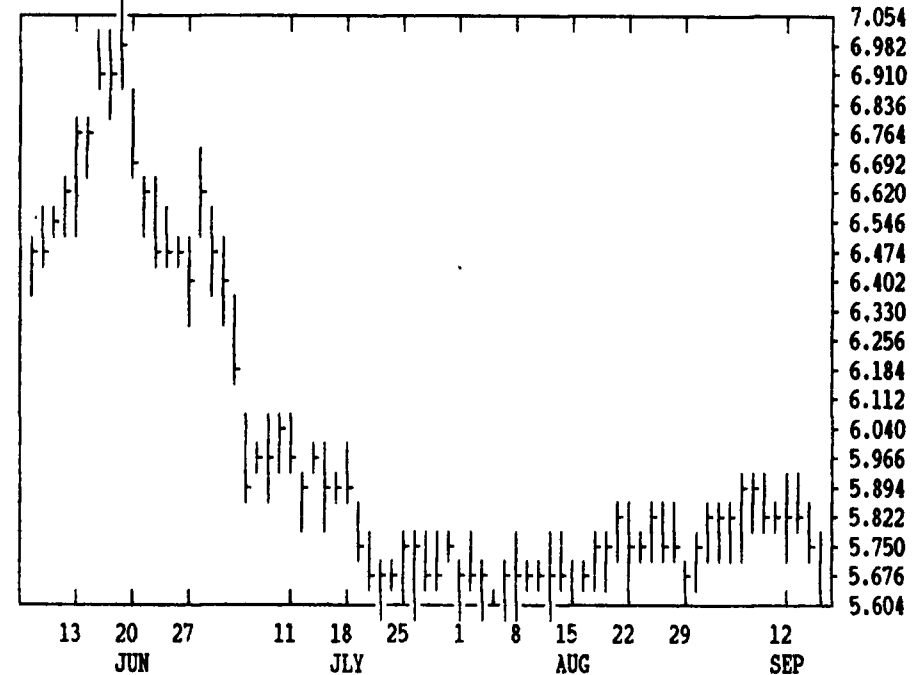


| DTN FUTURES 14 09/15/94 | | TECHNICAL POINTS | | | | SLOW STOCHASTIC | | | | | | |
|-------------------------|--------|------------------|--------|--------|--------|-----------------|-------|-------|----|----|----|----|
| PRICES ARE DECIMAL | | MOVING AVERAGES | | | | RSI'S | | | | | | |
| CONTRACT | CLOSE | 4-DAY | 9-DAY | 18-DAY | 45-DAY | 9DAY | 14DAY | 30DAY | %K | %D | %K | %D |
| WHEAT SEP | 370.50 | 377.62 | 374.47 | 365.37 | 346.63 | 55.5 | 60.6 | 61.4 | 59 | 76 | 89 | 92 |
| WHEAT DEC | 383.50 | 391.62 | 388.83 | 380.43 | 361.05 | 52.9 | 58.8 | 61.0 | 52 | 71 | 86 | 92 |
| KCWHT SEP | 377.75 | 384.06 | 381.53 | 375.79 | 356.72 | 53.1 | 58.5 | 61.1 | 62 | 78 | 88 | 90 |
| KCWHT DEC | 388.75 | 395.37 | 391.97 | 383.78 | 363.93 | 56.5 | 62.2 | 63.8 | 60 | 75 | 87 | 91 |
| MNWHF SEP | 379.50 | 383.37 | 378.78 | 374.49 | 355.84 | 59.1 | 62.5 | 62.5 | 64 | 73 | 84 | 86 |
| CORN SEP | 217.25 | 221.75 | 223.39 | 222.15 | 220.16 | 33.5 | 38.7 | 40.4 | 18 | 32 | 47 | 68 |
| CORN DEC | 218.25 | 223.25 | 224.56 | 223.71 | 222.32 | 33.2 | 38.1 | 41.4 | 20 | 42 | 48 | 70 |
| CORN MAR | 228.25 | 232.87 | 234.03 | 233.00 | 231.40 | 34.3 | 39.2 | 42.0 | 30 | 51 | 53 | 73 |
| OATS SEP | 126.00 | 128.31 | 126.22 | 123.99 | 126.41 | 53.0 | 51.0 | 48.8 | 63 | 83 | 88 | 92 |
| BEANS SEP | 564.00 | 577.50 | 582.31 | 579.72 | 575.82 | 29.4 | 36.2 | 40.7 | 19 | 40 | 49 | 69 |
| BEANS NOV | 557.50 | 570.19 | 574.53 | 572.87 | 567.46 | 31.2 | 37.2 | 41.3 | 32 | 48 | 49 | 66 |
| BEANS JAN | 566.75 | 578.81 | 582.58 | 581.22 | 575.55 | 31.3 | 37.4 | 41.6 | 31 | 47 | 49 | 66 |
| MEAL SEP | 169.30 | 170.97 | 172.34 | 172.99 | 174.31 | 31.3 | 35.1 | 39.1 | 20 | 28 | 19 | 31 |
| BNOIL SEP | 26.46 | 26.68 | 26.30 | 25.57 | 24.76 | 70.7 | 68.5 | 57.3 | 72 | 85 | 93 | 96 |
| CATTLE OCT | 69.43 | 69.69 | 70.39 | 70.44 | 71.52 | 33.3 | 38.3 | 44.8 | 17 | 16 | 17 | 26 |
| CATTLE DEC | 68.47 | 68.97 | 69.36 | 69.19 | 70.30 | 35.1 | 38.9 | 43.4 | 18 | 26 | 32 | 37 |
| FCYTL SEP | 72.82 | 73.32 | 74.30 | 74.75 | 76.81 | 23.6 | 30.1 | 39.1 | 6 | 6 | 3 | 9 |
| HOGS OCT | 37.58 | 38.35 | 38.54 | 38.84 | 40.28 | 31.0 | 34.2 | 37.6 | 23 | 36 | 21 | 24 |
| HOGS DEC | 38.42 | 39.38 | 39.57 | 39.69 | 40.50 | 27.6 | 32.2 | 36.3 | 29 | 45 | 27 | 28 |
| PKBLS FEB | 40.20 | 41.19 | 41.89 | 42.79 | 43.56 | 28.2 | 34.4 | 39.6 | 14 | 20 | 12 | 16 |

| CORN | | | | CHICAGO WHEAT | | | | K.C. WHEAT | | | |
|----------|------|-------|------|---------------|------|-------|-----|-------------|------|-------|-----|
| SEP | DEC | MAR | MAY | SEP | DEC | MAR | MAY | SEP | DEC | MAR | MAY |
| 2204 | 2166 | 2172* | -40 | 3760 | 3700 | 3704* | -84 | 3830 | 3774 | 3776* | -66 |
| 2210 | 2180 | 2182* | -40 | 3910 | 3820 | 3834* | -92 | 3940 | 3880 | 3886* | -70 |
| 2306 | 2276 | 2282* | -36 | 3970 | 3894 | 3910* | -84 | 3984 | 3924 | 3936* | -66 |
| 2366 | 2344 | 2346* | -34 | 3826 | 3760 | 3772* | -64 | 3830 | 3794 | 3802* | -52 |
| 2412 | 2386 | 2392* | -34 | 3530 | 3480 | 3494* | -36 | 3570 | 3520 | 3540* | -36 |
| 2426 | 2416 | 2416* | -34 | 3580 | 3530 | 3550* | -12 | MINN WHEAT | | | |
| 2462 | 2442 | 2446* | -26 | OATS | | | | SEP 3830 | 3790 | 3794* | -44 |
| 2580 | 2580 | 2580* | -30 | SEP 1274 | 1254 | 1260* | -16 | DEC 3870 | 3814 | 3824* | -64 |
| 2430 | 2430 | 2430* | -20 | DEC 1256 | 1230 | 1234* | -24 | MAR 3940 | 3884 | 3904* | -54 |
| SOYBEANS | | | | MAY 1294 | 1266 | 1270* | -30 | MAY 3840 | 3830 | 3840* | -50 |
| SEP 5740 | 5634 | 5640* | -114 | MAY 1314 | 1296 | 1296* | -24 | JLY 3660 | 3640 | 3640* | -50 |
| NOV 5660 | 5560 | 5574* | -114 | SOYBEAN MEAL | | | | SOYBEAN OIL | | | |
| JAN 5744 | 5654 | 5666* | -110 | SEP 1700 | 1686 | 1693* | -14 | SEP 2670 | 2625 | 2646* | -34 |
| MAR 5834 | 5740 | 5756* | -112 | OCT 1668 | 1652 | 1655* | -17 | OCT 2629 | 2570 | 2591* | -48 |
| MAY 5914 | 5834 | 5836* | -106 | DEC 1668 | 1655 | 1658* | -15 | DEC 2582 | 2508 | 2524* | -70 |
| JLY 5964 | 5884 | 5886* | -104 | JAN 1683 | 1670 | 1670* | -13 | JAN 2555 | 2490 | 2499* | -66 |
| AUG 5930 | 5904 | 5904* | -82 | MAR 1715 | 1702 | 1704* | -10 | MAR 2520 | 2460 | 2460* | -67 |
| SEP | | 5910* | -76 | MAY 1734 | 1720 | 1721* | -9 | MAY 2490 | 2437 | 2439* | -59 |
| NOV 6016 | 5960 | 5974* | -66 | JLY 1755 | 1743 | 1744* | -9 | JLY 2460 | 2420 | 2420* | -53 |
| JAN | | | | AUG 1765 | 1752 | 1752* | -10 | AUG 2445 | 2420 | 2420* | -30 |

| LIVE CATTLE | | | | FEEDER CATTLE | | | | LIVE HOGS | | | | | | |
|---------------|-------|--------|-----|-----------------|-------|--------|------|--------------|------|-------|------|------|-------|------|
| SEP | DEC | FEB | APR | SEP | DEC | NOV | JAN | SEP | DEC | FEB | APR | | | |
| 6970 | 6915 | 6942* | -40 | 7307 | 7267 | 7282* | -30 | 3860 | 3755 | 3757* | -107 | | | |
| 6900 | 6832 | 6847* | -62 | 7280 | 7235 | 7240* | -42 | 3950 | 3835 | 3842* | -125 | | | |
| 6785 | 6725 | 6750* | -40 | 7390 | 7345 | 7357* | -30 | 3980 | 3890 | 3907* | -75 | | | |
| 6910 | 6855 | 6875* | -37 | 7382 | 7335 | 7355* | -25 | 3935 | 3875 | 3877* | -50 | | | |
| 6625 | 6590 | 6600* | -25 | 7275 | 7242 | 7245* | -25 | JUN 4440 | 4400 | 4410* | -35 | | | |
| 6585 | 6550 | 6585* | -5 | 7240 | 7220 | 7220* | -17 | JLY 4430 | 4405 | 4405* | -27 | | | |
| | 6630 | 6630* | -10 | MAY 7210 | 7192 | 7195* | -17 | AUG 4310 | 4290 | 4310* | +5 | | | |
| | | | | AUG 7202 | 7200 | 7200* | -12 | OCT 3990 | 3980 | 3980* | -2 | | | |
| SWISS FRANC | | | | CANADIAN DOLLAR | | | | PORK BELLIES | | | | | | |
| SEP 7808 | 7770 | 7792* | -13 | SEP 7392 | 7375 | 7391* | -3 | FEB 4190 | 4010 | 4020* | -117 | | | |
| DEC 7827 | 7785 | 7813* | -13 | DEC 7398 | 7367 | 7385* | -3 | MAR 4185 | 4007 | 4010* | -122 | | | |
| MAR 7840 | 7821 | 7838* | -13 | MAR 7375 | 7358 | 7378* | -3 | MAY 4160 | 4100 | 4100* | -100 | | | |
| BRITISH POUND | | | | US DOLLAR INDEX | | | | JLY 4280 | | | | 4200 | 4200* | -120 |
| SEP 15680 | 15620 | 15638* | -18 | SEP 8800 | 8798 | 8805a | +12 | AUG 4125 | 4100 | 4125* | -80 | | | |
| DEC 15644 | 15586 | 15612* | -16 | DEC 8835 | 8823 | 8835u | +14 | FEB | | | | | | |
| MAR 15600 | 15580 | 15578* | -16 | S&P 500 INDEX | | | | GERMAN MARK | | | | | | |
| JAPANESE YEN | | | | SEP 47420 | 46880 | 47375* | +485 | SEP 6504 | 6451 | 6466* | -19 | | | |
| SEP 10080 | 10054 | 10061* | -24 | DEC 47610 | 47060 | 47565* | +485 | DEC 6485 | 6450 | 6466* | -20 | | | |
| DEC 10152 | 10120 | 10127* | -25 | MAR 47940 | 47400 | 47875* | +470 | MAR 6472 | 6458 | 6472* | -19 | | | |
| MAR 10200 | 10193 | 10200* | -27 | JUN 48290 | 47890 | 48220* | +475 | JUN 6468 | 6468 | 6479* | -20 | | | |

SEP SOYBEANS CONTRACT HIGH: 7.084 LOW: 5.604



SEP SOYBEAN MEAL CONTRACT HIGH: 210.0 LOW: 168.6

