GRAIN, CATTLE AND HOG FUTURES MARKETS

(Closing bids: Thursday, Sept. 8, 1994)

SEP CORN — CONTRACT HIGH: 2.922 LOW: 2.140

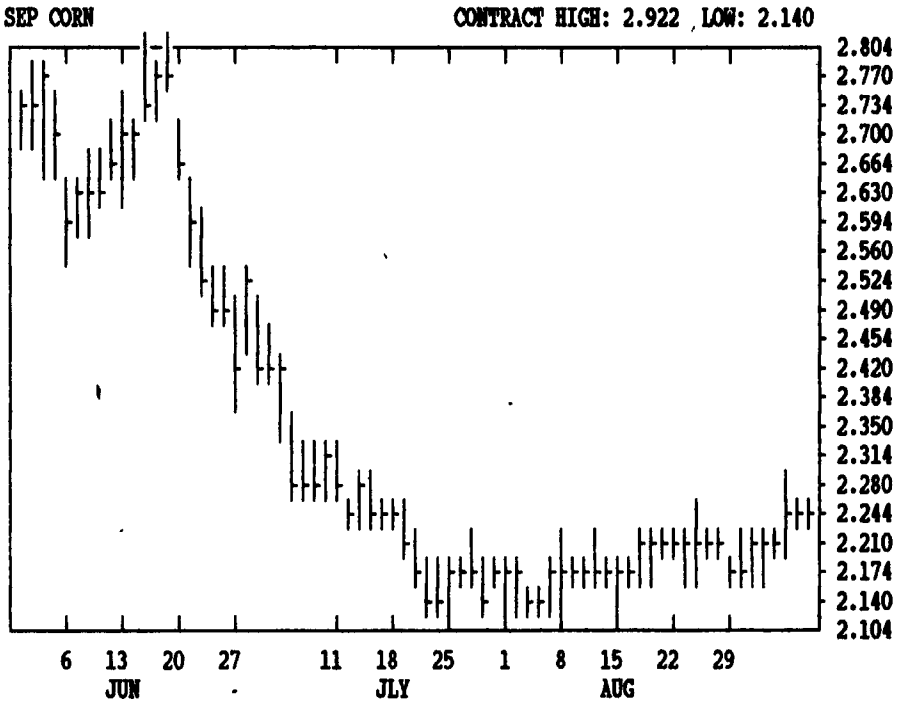

OCT LIVE HOGS — CONTRACT HIGH: 49.75 LOW: 37.75

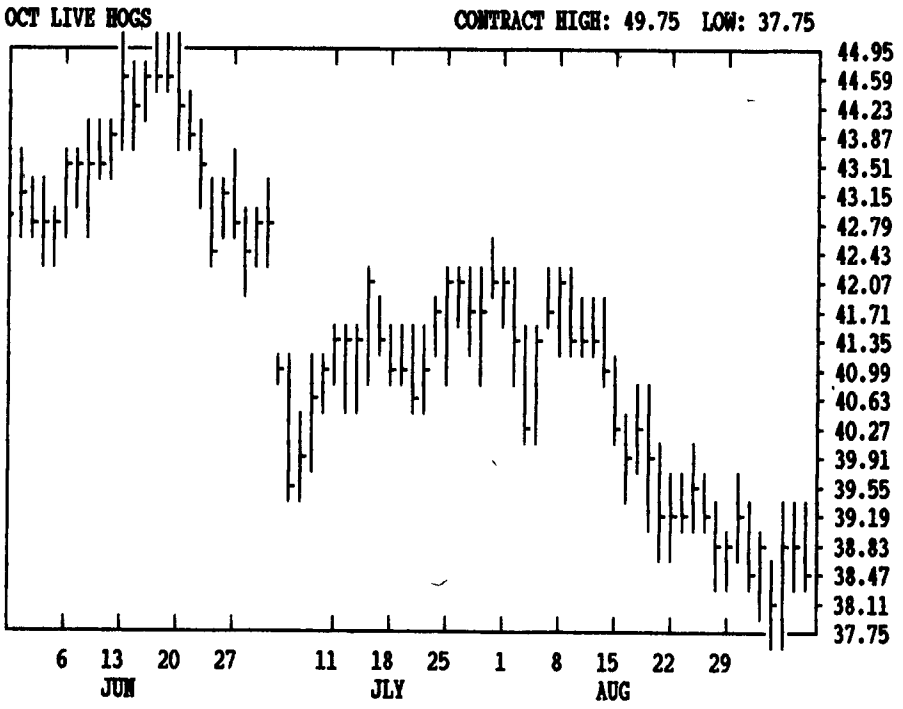

OCT LIVE CATTLE — CONTRACT HIGH: 74.10 LOW: 65.70

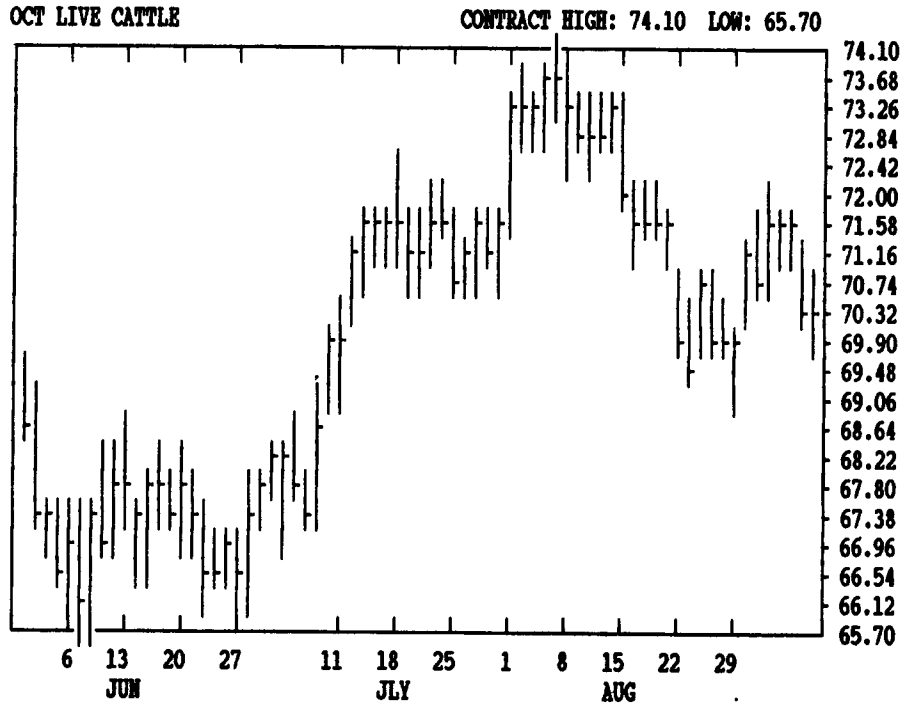

SEP SOYBEAN MEAL — CONTRACT HIGH: 210.0 LOW: 170.6

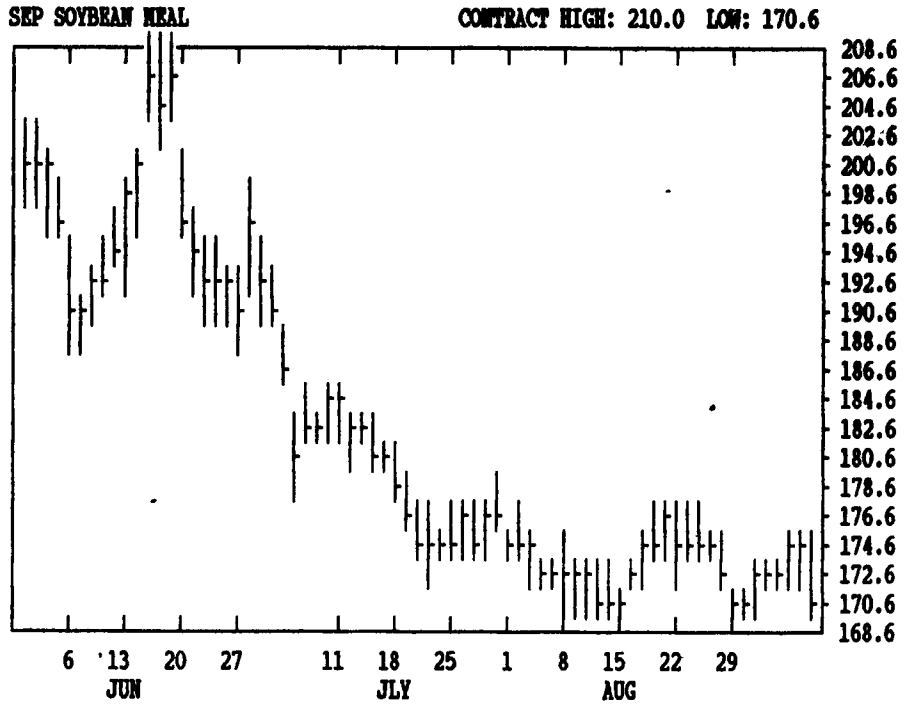

SEP SOYBEANS — CONTRACT HIGH: 7.084 LOW: 5.604

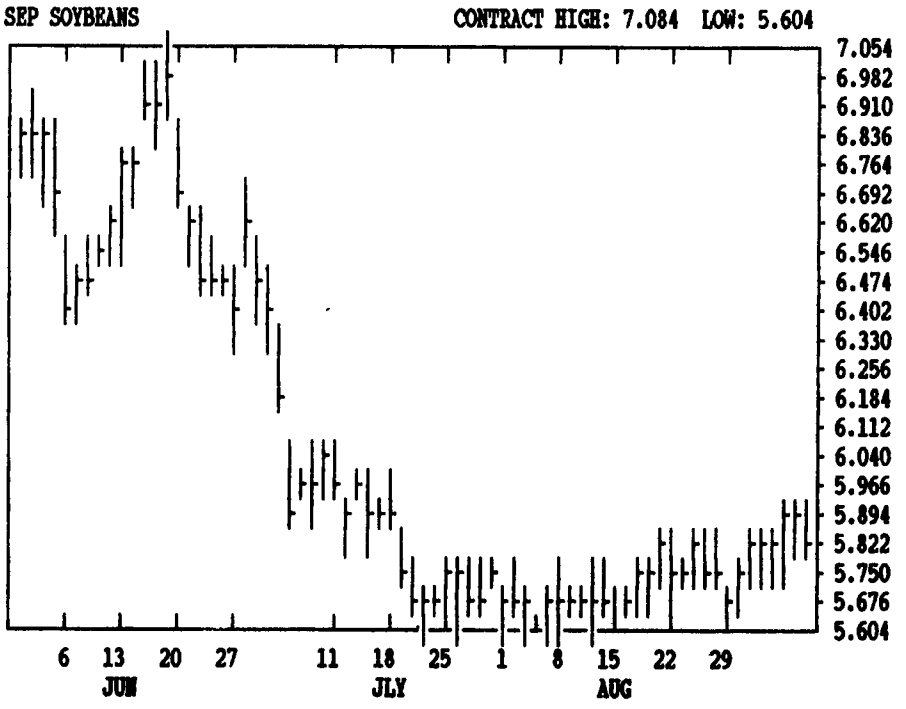

DTN FUTURES 14 09/08/94 — TECHNICAL POINTS

PRICES ARE DECIMAL

CONTRACT		CLOSE	4-DAY	MOVING AVERAGES 9-DAY	18-DAY	45-DAY	RSI'S 9DAY	14DAY	30DAY	SLOW STOCHASTIC 5 DAY %K	%D	20 DAY %K	%D
WHEAT	SEP	370.00	370.94	365.42	357.68	340.25	69.4	69.7	64.7	78	84	92	94
WHEAT	DEC	385.25	385.62	380.61	373.17	354.44	70.4	70.7	65.8	84	88	94	95
KCWHT	SEP	376.00	379.00	376.69	369.29	350.68	61.9	65.2	63.9	72	85	91	91
KCWHT	DEC	388.50	388.50	384.56	375.87	357.36	73.9	74.1	68.4	77	84	94	95
MNWHT	SEP	372.00	374.87	375.86	367.96	350.28	56.7	61.1	61.2	49	55	87	90
CORN	SEP	224.75	225.12	222.33	221.51	220.88	61.0	55.5	45.7	81	87	84	73
CORN	DEC	225.75	226.00	223.94	223.42	222.66	58.3	53.9	46.5	87	90	79	64
CORN	MAR	235.25	235.31	233.22	232.58	231.64	60.3	55.4	47.2	86	90	79	64
OATS	SEP	125.50	123.75	122.06	122.12	128.72	59.2	51.9	48.5	87	77	78	69
BEANS	SEP	585.50	586.37	580.78	578.15	578.06	59.0	54.4	47.0	70	80	82	76
BEANS	NOV	575.75	578.62	574.22	571.07	568.82	55.0	52.6	46.6	60	73	80	78
BEANS	JAN	583.25	586.19	582.33	579.46	576.75	54.2	52.1	46.5	57	70	78	77
MEAL	SEP	171.80	173.70	172.88	173.88	175.67	40.2	40.9	41.3	58	75	44	36
BNOIL	SEP	26.20	25.93	25.41	24.92	24.53	82.3	72.6	56.8	92	91	96	92
CATTLE	OCT	70.55	71.04	70.87	70.98	71.57	43.5	45.3	48.5	30	56	42	39
CATTLE	DEC	69.55	69.64	69.33	69.48	70.42	48.6	47.4	47.5	58	72	39	31
FCTL	SEP	74.93	75.23	75.14	75.68	77.17	39.5	41.1	45.0	38	60	19	16
HOGS	OCT	38.60	38.72	38.82	39.27	40.60	40.0	39.9	40.6	69	58	20	15
HOGS	DEC	39.53	39.73	39.65	39.86	40.61	41.7	41.4	40.5	71	68	23	18
PKBLS	FEB	42.38	42.38	43.22	43.26	43.72	40.1	42.7	43.6	18	15	21	30

LIVE CATTLE

	HIGH	LOW	LAST	CHG
OCT	7075	7010	7055*	+17
DEC	6962	6917	6955*	+22
FEB	6860	6812	6837*	+17
APR	7007	6977	6985*	+2
JUN	6715	6680	6697*	+10
AUG	6682	6652	6670*	+7
OCT	6705	6700	6700*	0
DEC				

FEEDER CATTLE

	HIGH	LOW	LAST	CHG
SEP	7497	7465	7492*	+5
OCT	7485	7437	7460*	+2
NOV	7610	7560	7575*	-10
JAN	7562	7515	7535*	-17
MAR	7400	7370	7370*	-10
APR	7375	7327	7327*	-10
MAY	7325	7302	7302*	-5
AUG	7300	7290	7290*	0

LIVE HOGS

	HIGH	LOW	LAST	CHG
OCT	3930	3847	3860*	-42
DEC	4015	3945	3952*	-45
FEB	4027	3945	3952*	-50
APR	3942	3910	3915*	-15
JUN	4447	4425	4430*	-10
JLY	4435	4410	4420*	-5
AUG	4315	4300	4305*	-5
OCT	4005	3985	3990*	-10

SWISS FRANC

SEP	7735	7656	7686*	-35
DEC	7746	7673	7702*	-35
MAR	7752	7708	7721*	-36

CANADIAN DOLLAR

SEP	7314	7287	7297*	-13
DEC	7292	7271	7280*	-13
MAR	7274	7255	7260*	-13

PORK BELLIES

FEB	4300	4195	4237*	+17
MAR	4280	4187	4235*	+27
MAY	4370	4290	4330*	+20
JLY	4440	4380	4422*	-27
AUG	4340		4340*	+15
FEB				

BRITISH POUND

SEP	15480	15420	15454*	-8
DEC	15464	15400	15438*	-2
MAR	15420	15380	15418*	+4

US DOLLAR INDEX

SEP	8886	8877	8883a	+9
DEC			8917a	+14

JAPANESE YEN

SEP	10091	10035	10058*	-13
DEC	10157	10102	10124*	-14
MAR	10218	10190	10196*	-15

S&P 500 INDEX

SEP	47395	47040	47290*	+225
DEC	47625	47295	47525*	+225
MAR	47940	47610	47840*	+220
JUN	48280	48130	48190*	+225

GERMAN MARK

SEP	6462	6408	6430*	-24
DEC	6457	6408	6430*	-24
MAR	6464	6420	6437*	-24
JUN	6487	6445	6445*	-24

CORN

	HIGH	LOW	LAST	CHG
SEP	2262	2242	2246*	-16
DEC	2274	2254	2256*	-20
MAR	2366	2346	2352*	-16
MAY	2426	2406	2410*	-14
JLY	2464	2446	2452*	-16
SEP	2486	2472	2474*	-12
DEC	2514	2494	2500*	-12
JLY	2614	2604	2614*	-12
DEC	2454	2450	2454*	-4

SOYBEANS

SEP	5904	5842	5854*	-30
NOV	5822	5750	5756*	-46
JAN	5894	5824	5832*	-46
MAR	5984	5916	5922*	-44
MAY	6046	5984	5990*	-40
JLY	6090	6034	6040*	-40
AUG	6080	6040	6040*	-40
SEP	6070	6040	6040*	-24
NOV	6120	6074	6076*	-32
JAN				

CHICAGO WHEAT

	HIGH	LOW	LAST	CHG
SEP	3760	3694	3700*	-60
DEC	3910	3842	3852*	-52
MAR	3960	3896	3906*	-46
MAY	3864	3794	3796*	-62
JLY	3600	3532	3536*	-64
SEP	3634	3564	3564*	-70

OATS

SEP	1260	1242	1254*	+20
DEC	1256	1234	1250*	+26
MAR	1300	1274	1290*	+24
MAY	1320	1310	1320*	+24

SOYBEAN MEAL

SEP	1742	1715	1718*	-24
OCT	1723	1692	1697*	-26
DEC	1732	1695	1703*	-28
JAN	1739	1707	1713*	-26
MAR	1768	1735	1741*	-25
MAY	1782	1752	1753*	-27
JLY	1805	1773	1775*	-26
AUG	1798	1775	1776*	-28

K.C. WHEAT

	HIGH	LOW	LAST	CHG
SEP	3860	3760	3760*	-62
DEC	3950	3880	3884*	-44
MAR	3974	3914	3914*	-44
MAY	3880	3830	3830*	-50
JLY	3630	3570	3570*	-70

MINN WHEAT

SEP	3820	3710	3720*	-70
DEC	3902	3824	3830*	-56
MAR	3970	3904	3904*	-50
MAY	3880	3870	3870*	0
JLY	3704	3680	3690*	-30

SOYBEAN OIL

SEP	2628	2610	2620*	+7
OCT	2605	2585	2591*	+5
DEC	2585	2556	2565*	+1
JAN	2565	2534	2543*	0
MAR	2540	2510	2517*	-6
MAY	2515	2490	2497*	-5
JLY	2495	2468	2480*	-4
AUG	2465	2450	2460*	-4