


Madey Farms
Windber, PA (814) 67-8839



MF 2775 C/A, 161 HP, 24 Spd., \$10,900
IH 5488 C/A, 187 HP, New 20.8x38 Rubber, 2600 Hrs. \$23,900
Take Trade. Financing Available

IH 1466 C/A, rebuilt eng, dual PTO, TA 20.8 radials
IH 1066 Cab & Air, rebuilt engine, nice.....\$10,800
Case 2590 w/Cab & rebuilt Engine\$16,500
Case 2290, Cab, Air.....\$12,900
Case 1070 fender tractor, nice.....\$7,300
Case 1030 diesel.....\$4,800
JD snow blower, front mount 5 1/2' ft, like new
IH 656 diesel, hydro, 38" rubber, nice.....\$6,800

FOR SALE

MF 1155 Tractor 3276 Hrs. w/Cab, AC, Multi Power 12 Speed, Dual Hyd. Controls
MF 880 Plow 6 Bottom 16" Trip Hyd. Reset Taylorway 13 or 15 Tooth Chisel Plow
MF 1085 Tractor 2935 Hrs. w/Sun Roof Roll Bar, Multi Power 12 Speed - Dual Hyd. Controls
MF 33 - 15 Disc Grain Drill w/Fertilizer & Seed Never Had Any Fertilizer In It

ABOVE EQUIPMENT PURCHASED NEW REASON FOR SELLING NO LONGER FARMING

Case Plow 4 Bottom 16" Trip Hyd. Reset SnowCo 33 Ft. 6" Transport Grain Auger John Deere 6 or 8 Row Cultivator 3 Pt. Oliver 200, 14 Ft. Transport Harrow Dunham Lehr - 11 Ft. Cultipacker
Call Mon. Thru Thurs.
717-545-7956
After 7:00 PM

Best Buys in Used Equipment

COMBINES & HEADS

1994 Case IH 1644 Axial Flow, w/15' 1020 Head, 330 Hrs.
1994 Case IH 1644 Axial Flow DEMO w/15' 1020 Head, 260 Hours
1992 Case IH 1640 Axial Flow w/15' 1020 Head, 544 Hours
1991 Case IH 1660 Axial Flow w/16 1/2' 1020 Head, 1054 Hours
1990 Case IH 1660 Axial Flow w/15' 1020 Head, 1277 Hours
1982 Massey 850 w/18' Head w/U 2 Reel, 3400 Hours

TRACTORS

IH 886 w/Cab, 1979, 2600 Hrs.

MISCELLANEOUS

IH 468 Seed Bed Conditioner, 12'6"
White 252 Disc Harrow w/Dual Wheels, 13'10"
Set Of Dual Wheels & Tires, 20.8x38, Fair Condition
Moore Rain Irrigation Pipe, 5"x40' w/Couplings, Tees, Elbows, & Plugs
White 2-44 FL Forklift
IH 485, 19' Hyd. Fold Disc Harrow
JD 7b On-Land Plow
Case IH 5717 Chisel Plow, 17'
Lely- Roterra, 8'
IH 4 Bottom Rollover Plow, 16"
Farm-Hand Dump Wagon
Ford Chisel-Plow, 10'
White 6b Semi-Mounted Plow
Unverferth Header Cart
Brittania Boom Sprayer

HAY & FORAGE

IH 440 Sq. Baler
NH 479 Haybine
Ford Square Baler
NH 271 Square Baler
NH 268 Square Baler
NH 680 Manure Spreader
NH 488 Haybine
NH 1495 Self-Propelled Haybine

Call For Great Prices On New And Rental Magnum Tractors


Farm-Rite inc.
Agricultural Equipment, Supplies & Services
SHILOH, N.J.
1-800-752-6373

Case

Round Bale Carrier

- Rugged All Steel Construction
- Adjustable 2 1/2" Pipe Cross Members
- Cross Members tilted inward
- Lengths 18' - \$850
24' - \$850

Rack Only




Diller

HORST FARM WAGONS

- * 11L or 12.5L x 15 Tires
- * Telescoping Tongue
- * Ball joints on tie rod ends
- * Tapered roller bearings in steering assembly
- * Double coupling pole (10T and up)
- * 8T, 10T, 12T - 4 Wheel
- * 12T & 13T Tandem
- * All sizes in Stock
- * Call for prices

EDENVILLE EQUIPMENT
Chambersburg, PA 17201 • (717) 369-2691 or 1-800-523-8002


Wood Floor Special \$550




REPLACEMENT TRUCK BED
8 1/2' LX 7 1/2' W, 10' LX 7 1/2' W
Wood or Steel Floor

Also Available in 4'x8' and 5'x8'

5'x8' Starting at \$525
5'x10' Starting at \$570




UTILITY (TILT OR GATE MODEL) Sizes: 5'x8', 5'x10', 6'4"x10', 6'4"x12', 3000# GVW




UTILITY WITH GATE-SIZES:
16'x76", 7,000# GVW, 20'x81" 12,000# GVW

Also Available in Car Haulers 16', 18' 7,000# GVW



FLAT BED: Sizes: 16'x76", 18'x81"
7000# GVW, self storing 80" long ramps

STARTING AT \$695.00



Car Dolly


International Farm Equipment

- 1 & 2 Bottom Plows
- Discs 4' - 8'
- Blades 5' - 8'
- Box Blade 4' - 8'
- Stone Rakes 5' - 8'
- Post Hole Digger
- 1 Row Cultivator
- Dirt Scoops
- Boom Poles
- Rear Carriers
- Chipper-Mulcher
- Fertilizer Spreader
- Concrete Mixers
- Field Cultivators
- Potato Plows
- Hay Rakes & Tedders
- Rotary Mowers 3' - 11'
- 4'-7 1/2' Finish Mowers
- Bale Carriers
- Sickle Mowers
- Rototillers
- Truck Beds - 8 1/2' to 10'

Over 300 Trailers In Stock Starting At \$399.00
T-Plates
DEALERS WANTED


HIGHWAY HYDRAULIC DUMP

With Removable Sides




6'x10', 7,000# 6'x10', 10,000#

ALSO AVAILABLE IN 14' DROP AXLE
7000#GVW or 12,000#




CONSTRUCTION (LOW DECK)
16'x76" 7000# GVW

Starting At \$3795 w/4' Adj. Tail



GOOSENECK SIZES: 20'x8' 12,000# or 14,000# GVW, 24'x8' 14,000# GVW



DECK-OVER CONSTRUCTION
18'x8' w/Tail 10,000# GVW \$2,995

Excellent Ford Tractors

TW-20, cab, air, 18.4Rx38, weights, 3,500 hrs.
TW-15, 4V **SOLD** air, 20.8x38, 2,600 hrs.
7710 II, cab, air, 18.4Rx34, 1990 model, 1,100 hrs.
7610 II, DP, 18.4x34, roll bar, 1,900 hrs.
7000, DP, 16.9x38, 1975 model, 4,000 hrs.
6610 II, 4WD, DP, dual deluxe remotes, 200 hrs.
6610 II, 4WD, canopy w/Ford QT loader, 1,000 hrs.
6610, DP, dual deluxe hyd., 18x34, 2,000 hrs.
5610 II, cab, air, 4WD w/Ford QT loader, 1,800 hrs.
5610 II, 4WD, DP w/Ford 7410 Loader, 1,100 hrs.
4610 II, synco trans., 16.9x30, 1,100 hrs.
4000 SU, gas, 8 spd., 2,700 hrs., 1 owner
4000, diesel, 8 spd., 16.9x30, 4,000 hrs.
3930, 4WD, 14.9x28 w/Allied 394 loader, 1992 model w/230 hrs.
3910 II, dsl., roll bar, 13.6x28, weights, 200 hrs.
3910, dual deluxe hyd., 14.9x28, rollbar w/Ford 776B loader, 930 hrs. **SOLD**
2600, diesel, 8 spd., LPTO, PS, 3,100 hrs.
2120, 4WD, 12x4 trans. w/cab & loader, 200 hrs.
1720 4WD Shuttle w/Ford loader, 1300 hrs.
JD 2955, hi/low, 18.4x38, 1,900 hrs.

Equipment

FNH 492 haybine, like new
NH 489 haybine, good condition
FNH 260 reverse hay rake
FNH 824 corn head, like new **SOLD**
NH 25 forage blower, good condition
Roll bar fits 5000 thru 7610
Ford 101 3 pt., 3 btm. trip plow, excellent

Ford Loaders

7412 QT Fits 2WD & 4WD, 7710 Thru TW-15
7410 QT fits 2WD & 4WD, 5610 thru 7610
777D QT fits 2WD, 6700 thru 7710
772 QT fits 5000 thru 7610

All Tractors Tested On Our Farms. — Please Call For Appointment —

Burkholder Bros.
Lebanon, PA
717-272-2352 717-949-2123