GRAIN, CATTLE AND HOG FUTURES MARKETS

(Closing bids: Thursday, Sept. 1, 1994)

SEP CORN CONTRACT HIGH: 2.922 LOW: 2.140

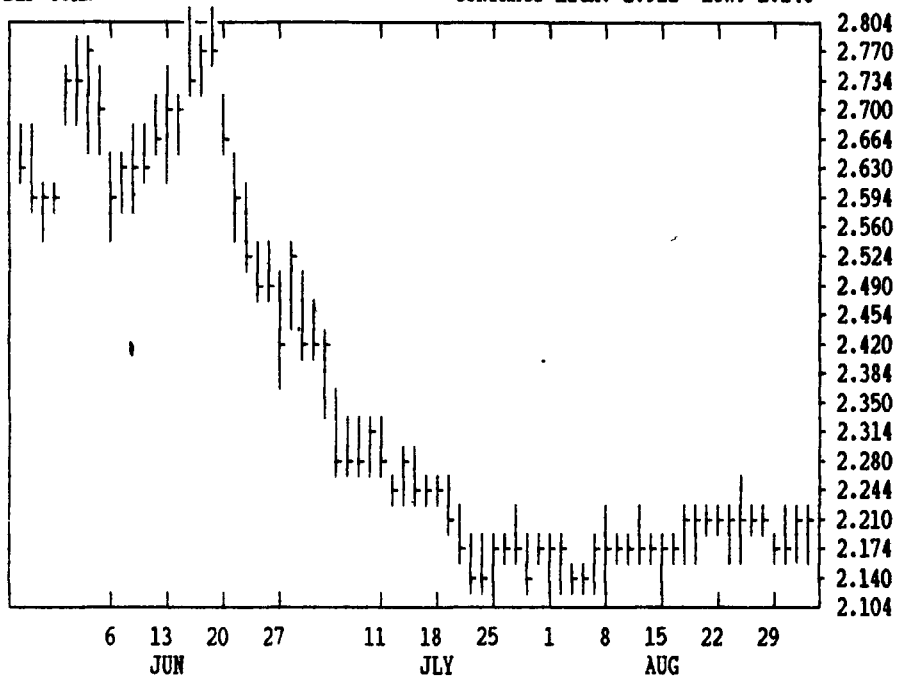

DTN FUTURES 14 09/01/94 TECHNICAL POINTS

PRICES ARE DECIMAL			MOVING AVERAGES				RSI'S			SLOW STOCHASTIC 5 DAY		20 DAY	
CONTRACT		CLOSE	4-DAY	9-DAY	18-DAY	45-DAY	9DAY	14DAY	30DAY	%K	%D	%K	%D
WHEAT	SEP	366.00	361.50	356.28	349.81	335.56	78.7	74.5	65.5	88	87	93	90
WHEAT	DEC	380.75	377.00	372.03	365.29	349.58	77.8	74.4	66.3	91	89	94	91
KCWHT	SEP	374.50	374.25	370.06	362.28	345.99	71.0	71.0	65.9	79	82	89	92
KCWHT	DEC	384.00	381.94	375.58	368.22	352.47	83.4	78.7	69.1	90	88	93	91
MNWHT	SEP	377.50	376.87	370.19	361.82	345.72	80.2	76.2	67.3	81	84	93	93
CORN	SEP	221.75	220.00	220.92	220.04	221.92	56.2	50.2	43.0	44	25	61	69
CORN	DEC	223.25	222.19	222.86	222.60	223.42	53.1	48.9	44.2	44	32	51	57
CORN	MAR	232.50	231.50	231.97	231.72	232.28	54.1	49.6	44.5	48	35	51	57
OATS	SEP	121.00	120.56	121.75	121.06	130.24	46.2	45.7	46.9	45	27	62	48
BEANS	SEP	580.75	576.44	577.14	574.57	580.42	56.8	51.6	45.5	70	47	65	67
BEANS	NOV	574.00	570.69	571.22	567.61	570.71	58.4	52.7	46.0	60	45	71	76
BEANS	JAN	582.00	579.12	579.86	576.18	578.52	58.0	52.6	46.1	56	43	71	76
MEAL	SEP	173.20	172.12	173.63	173.56	176.73	46.2	43.6	42.3	38	21	23	37
BNOIL	SEP	25.31	24.99	24.84	24.57	24.47	70.2	62.2	51.1	68	66	89	88
CATTLE	OCT	71.68	70.91	70.48	71.44	71.30	55.2	53.1	52.6	84	71	30	20
CATTLE	DEC	69.63	69.18	69.02	69.87	70.35	49.6	47.7	47.7	71	55	20	16
FCTL	SEP	75.55	75.11	75.20	76.45	77.08	44.5	44.3	46.8	61	44	11	9
HOGS	OCT	38.80	38.93	39.15	39.85	40.79	37.4	38.1	39.9	38	34	10	11
HOGS	DEC	39.72	39.63	39.81	40.23	40.72	42.5	41.4	40.5	46	36	13	15
PKBLS	FEB	43.22	43.81	43.70	44.15	43.76	44.7	45.9	45.2	37	57	42	43

LIVE CATTLE

	HIGH	LOW	LAST	CHG
OCT	7210	7082	7167*	+82
DEC	6997	6902	6962*	+55
FEB	6860	6785	6840*	+55
APR	7040	6980	7020*	+32
JUN	6750	6697	6722*	+17
AUG	6717	6675	6692*	+12
OCT	6755	6725	6725*	-15
DEC				

FEEDER CATTLE

	HIGH	LOW	LAST	CHG
SEP	7580	7480	7555*	+67
OCT	7580	7460	7532*	+62
NOV	7695	7585	7672*	+82
JAN	7625	7540	7625*	+77
MAR	7480	7440	7450*	+30
APR	7420	7390	7390*	+25
MAY	7360	7320	7335*	+15
AUG	7310		7300*	0

LIVE HOGS

	HIGH	LOW	LAST	CHG
OCT	3885	3830	3880*	+22
DEC	3980	3932	3972*	+27
FEB	3995	3950	3990*	+32
APR	3930	3895	3910*	+12
JUN	4440	4405	4420*	+5
JLY	4435	4415	4420*	+10
AUG	4335	4320	4317*	+2
OCT	4010	4005	4007*	+7

SWISS FRANC

SEP	7576	7505	7558*	+50
DEC	7587	7534	7571*	+51
MAR	7605	7595	7594*	+52

CANADIAN DOLLAR

SEP	7333	7301	7312*	-2
DEC	7312	7289	7298*	-2
MAR	7290	7280	7285*	-2

PORK BELLIES

FEB	4345	4270	4322*	+30
MAR	4337	4265	4317*	+27
MAY	4400	4315	4390*	+30
JLY	4480	4420	4480*	0
AUG	4400	4285	4290*	0
FEB				

BRITISH POUND

SEP	15496	15344	15448*	+102
DEC	15480	15320	15426*	+102
MAR	15420	15410	15398*	+104

US DOLLAR INDEX

SEP	8947	8938	8948a	+8
DEC			8978a	+7

JAPANESE YEN

SEP	10057	9984	10045*	+46
DEC	10122	10060	10112*	+46
MAR	10190	10140	10184*	+46

S&P 500 INDEX

SEP	47445	47165	47380*	-30
DEC	47660	47420	47635*	-40
MAR	47980	47770	47955*	-45
JUN	48325	48120	48295*	-45

GERMAN MARK

SEP	6365	6317	6346*	+22
DEC	6368	6318	6347*	+22
MAR	6365	6322	6355*	+22
JUN	6365	6333	6364*	+22

CORN

	HIGH	LOW	LAST	CHG
SEP	2220	2196	2216*	+10
DEC	2234	2206	2232*	+4
MAR	2330	2302	2324*	+2
MAY	2392	2370	2390*	+6
JLY	2434	2410	2432*	+4
SEP	2470	2450	2470*	+12
DEC	2492	2480	2492*	+4
JLY	2600	2590	2600*	+2
DEC	2452	2452	2452*	0

SOYBEANS

SEP	5824	5780	5806*	-2
NOV	5746	5702	5740*	+2
JAN	5822	5782	5820*	0
MAR	5910	5870	5910*	-2
MAY	5974	5934	5964*	-10
JLY	6024	5982	6016*	-6
AUG	6030	5990	6020*	-10
SEP	6020	5990	6020*	-2
NOV	6060	6022	6050*	-10
JAN				

CHICAGO WHEAT

	HIGH	LOW	LAST	CHG
SEP	3694	3614	3660*	+24
DEC	3834	3764	3806*	+14
MAR	3904	3850	3872*	+2
MAY	3820	3770	3800*	+24
JLY	3574	3530	3566*	+34
SEP	3600	3600	3600*	+30

OATS

SEP	1236	1202	1210*	-22
DEC	1236	1212	1214*	-12
MAR	1282	1260	1260*	-14
MAY	1314	1290	1290*	-20

SOYBEAN MEAL

SEP	1735	1725	1732*	0
OCT	1719	1710	1715*	-2
DEC	1727	1718	1724*	-2
JAN	1737	1730	1733*	-4
MAR	1764	1755	1758*	-5
MAY	1775	1769	1772*	-4
JLY	1795	1790	1792*	-4
AUG	1805	1790	1790*	-10

K.C. WHEAT

	HIGH	LOW	LAST	CHG
SEP	3754	3696	3744*	+30
DEC	3862	3792	3840*	+12
MAR	3896	3834	3872*	+22
MAY	3830	3770	3792*	+32
JLY	3584	3530	3570*	+24

MINN WHEAT

SEP	3780	3734	3774*	+6
DEC	3810	3760	3800*	+6
MAR	3874	3824	3874*	+4
MAY	3800	3780	3800*	0
JLY	3650	3650	3650*	+20

SOYBEAN OIL

SEP	2533	2497	2531*	+33
OCT	2518	2484	2515*	+22
DEC	2495	2463	2490*	+18
JAN	2488	2455	2481*	+14
MAR	2475	2445	2469*	+9
MAY	2458	2435	2458*	+13
JLY	2448	2425	2448*	+13
AUG	2435	2430	2435*	+12

OCT LIVE HOGS CONTRACT HIGH: 49.75 LOW: 38.30

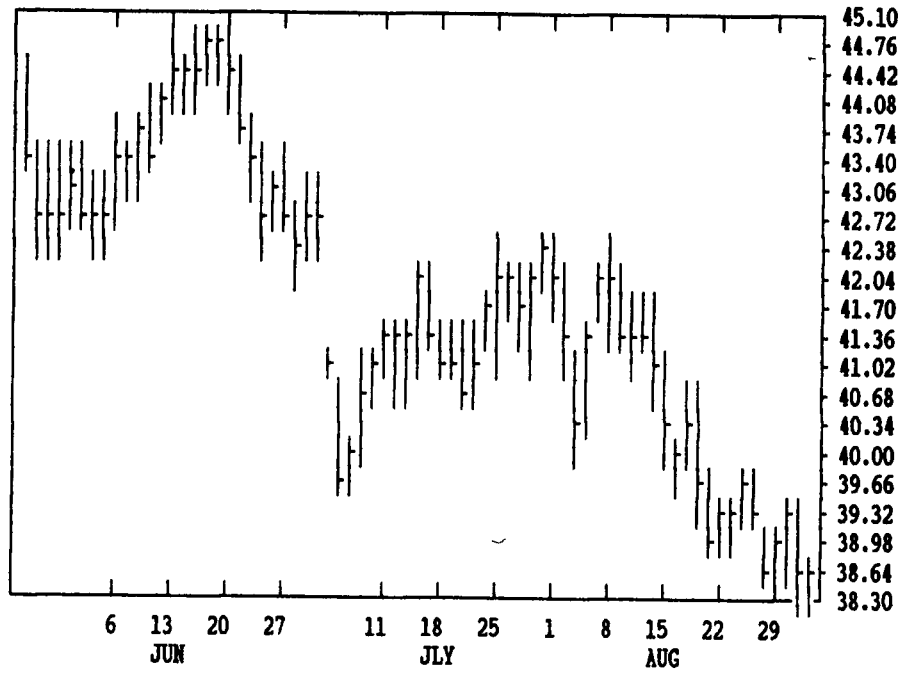

OCT LIVE CATTLE CONTRACT HIGH: 74.10 LOW: 65.70

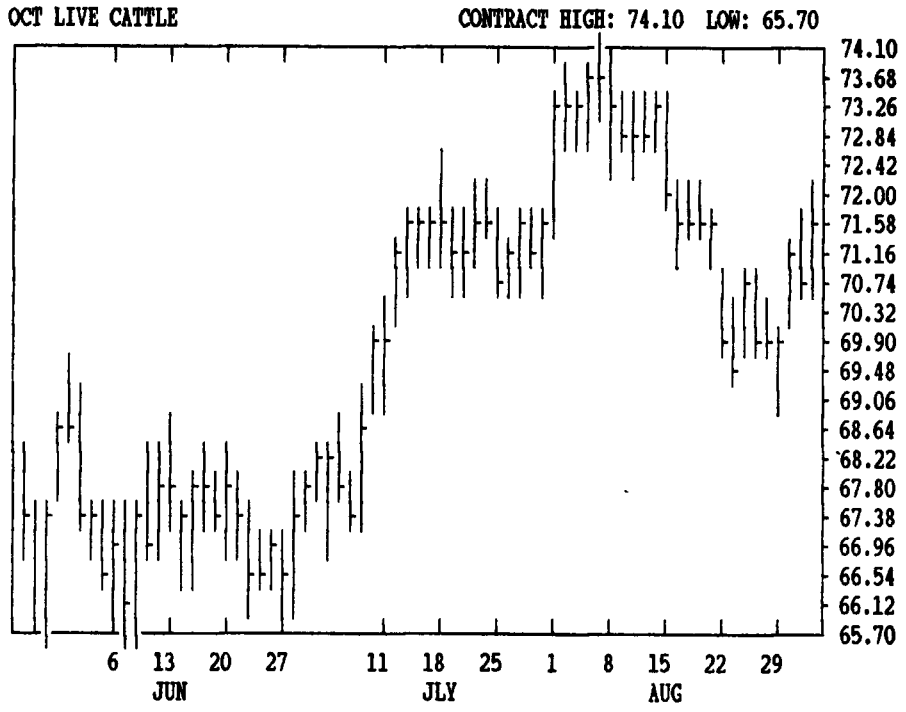

SEP SOYBEAN MEAL CONTRACT HIGH: 210.0 LOW: 170.6

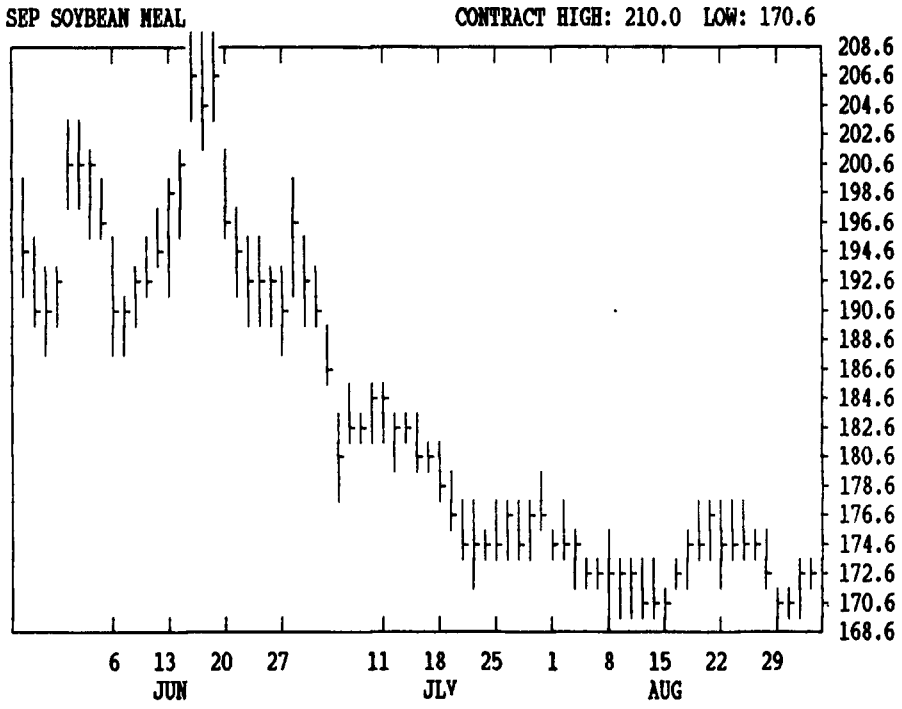
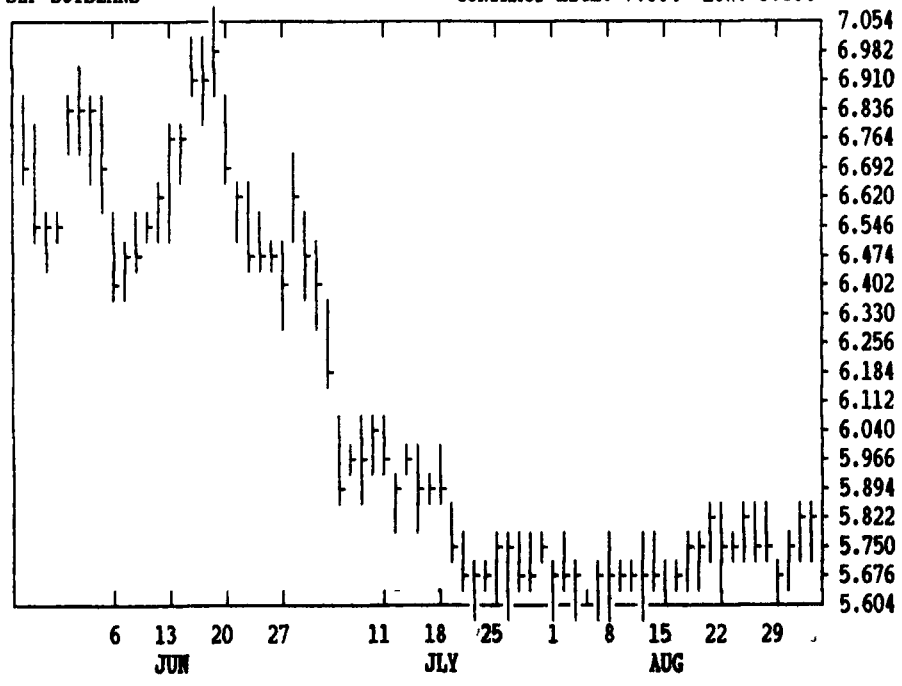
SEP SOYBEANS CONTRACT HIGH: 7.084 LOW: 5.604