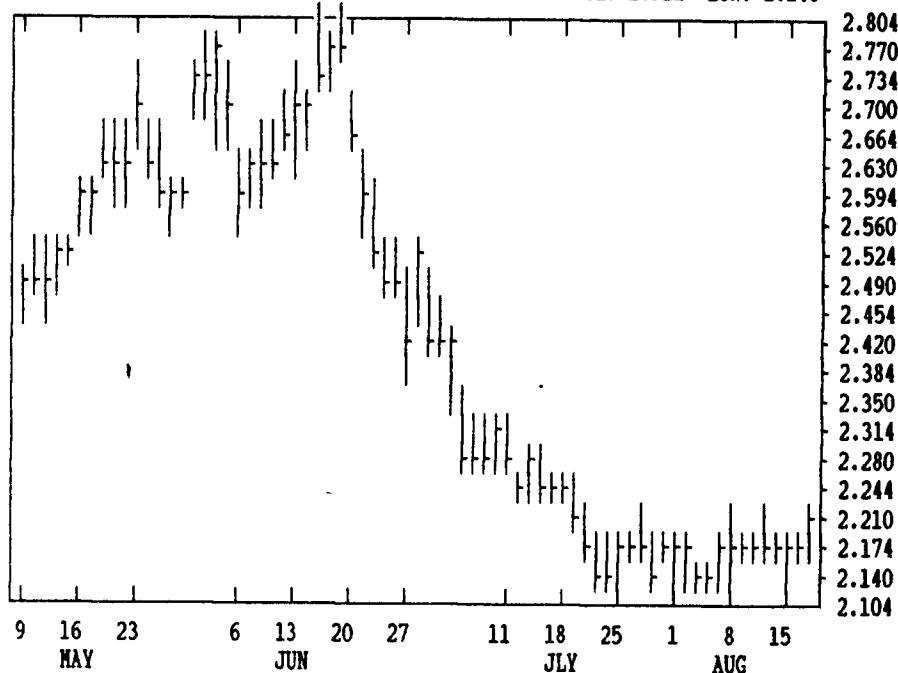


GRAIN, CATTLE AND HOG FUTURES MARKETS

(Closing bids: Thursday, Aug. 18, 1994)

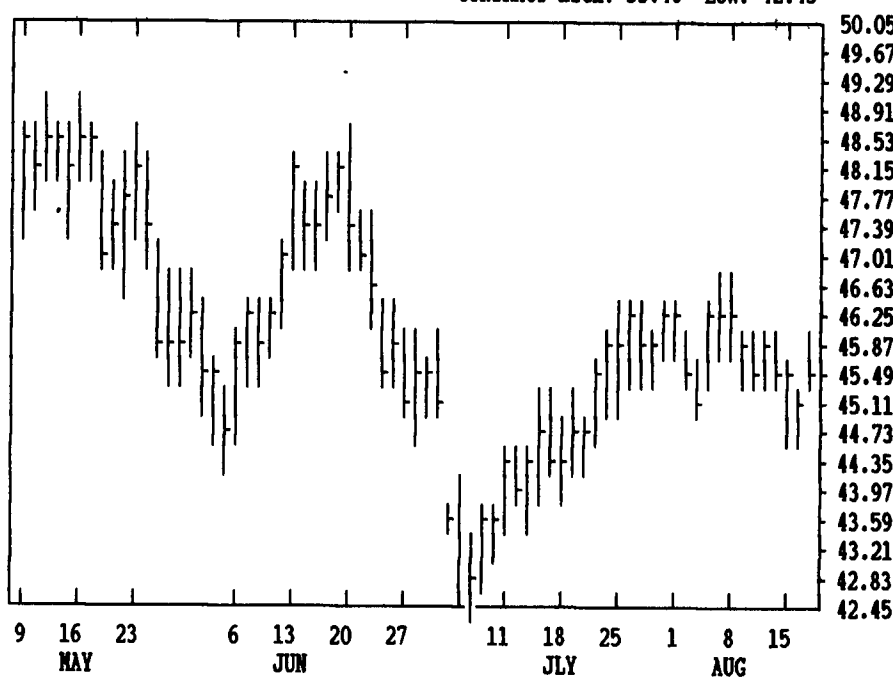
SEP CORN

CONTRACT HIGH: 2.922 LOW: 2.140



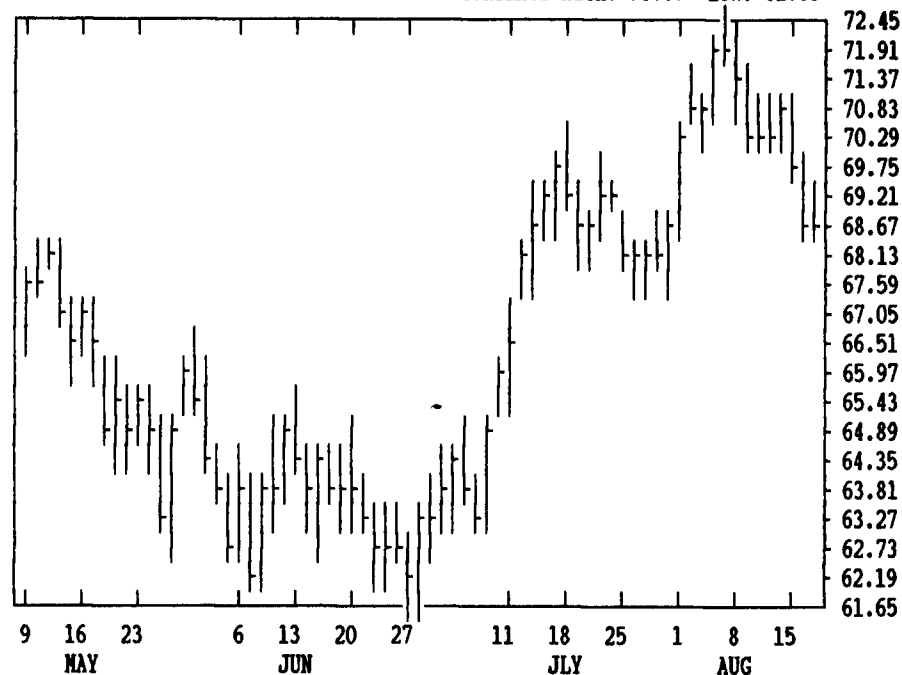
AUG LIVE HOGS

CONTRACT HIGH: 53.40 LOW: 42.45



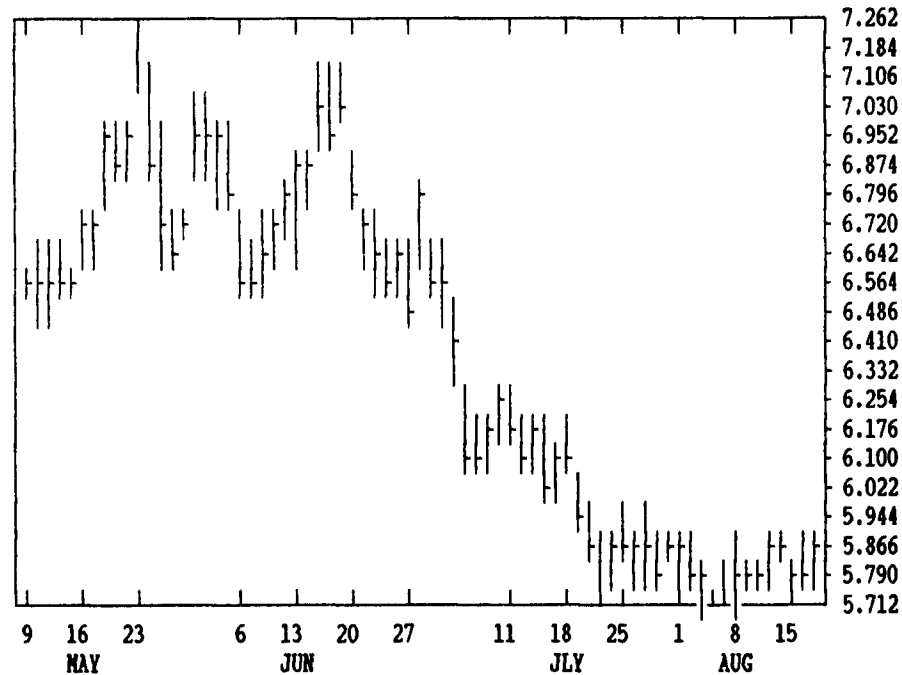
AUG LIVE CATTLE

CONTRACT HIGH: 73.87 LOW: 61.65



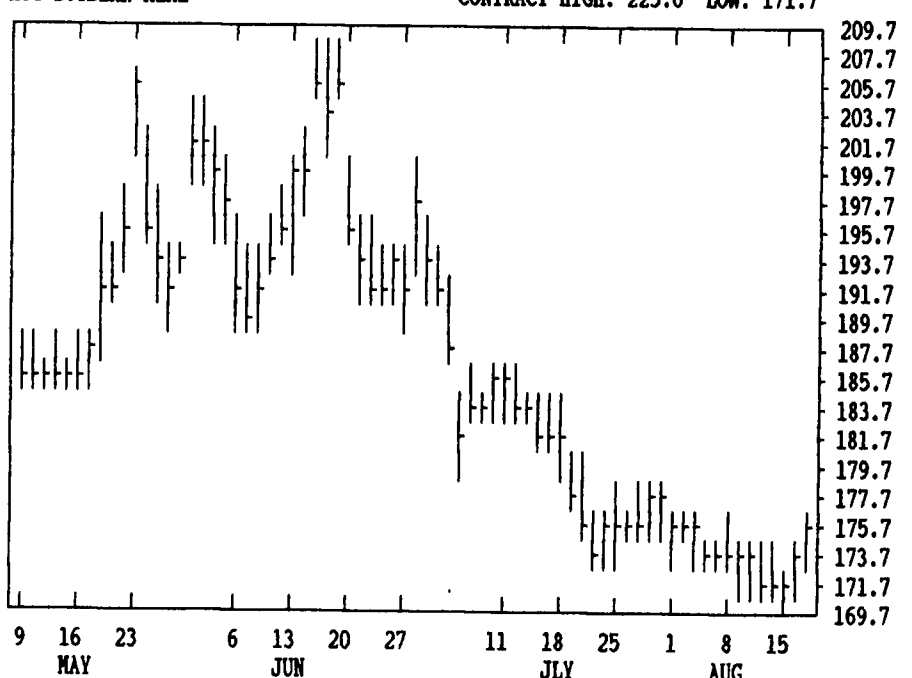
AUG SOYBEANS

CONTRACT HIGH: 7.350 LOW: 5.712



AUG SOYBEAN MEAL

CONTRACT HIGH: 225.0 LOW: 171.7



DTN FUTURES 14 08/17/94		TECHNICAL POINTS				SLOW STOCHASTIC						
PRICES ARE DECIMAL		MOVING AVERAGES				RSI'S						
CONTRACT	CLOSE	4-DAY	9-DAY	18-DAY	45-DAY	9DAY	14DAY	30DAY	%K	%D	%K	%D
WHEAT SEP	349.25	346.94	339.67	335.78	329.56	76.3	70.1	60.0	90	91	93	87
WHEAT DEC	364.50	362.19	354.44	349.94	342.52	78.0	72.1	61.6	89	89	92	88
KCWHT SEP	360.50	358.00	350.92	345.93	337.68	80.7	74.4	63.7	92	92	95	92
KCWHT DEC	365.25	364.75	357.67	352.78	344.62	72.9	69.8	62.0	88	91	94	91
MNWHT SEP	358.00	356.56	349.75	344.17	337.29	74.9	69.2	61.1	89	90	92	89
CORN SEP	220.75	218.69	218.69	217.89	231.29	55.0	45.7	40.4	62	46	46	37
CORN DEC	223.75	221.44	221.86	221.12	230.99	55.7	48.2	43.2	49	44	58	53
CORN MAR	232.75	230.62	230.92	230.11	239.31	55.9	48.6	43.6	51	49	65	58
OATS SEP	121.25	119.87	119.50	123.60	136.63	45.0	44.9	47.0	73	65	14	12
BEANS AUG	591.00	584.81	583.39	583.67	616.45	55.0	46.9	42.5	45	46	38	29
BEANS SEP	574.25	569.69	569.58	570.17	601.88	52.0	44.6	41.3	39	40	35	27
BEANS NOV	565.75	561.06	562.03	561.86	591.36	52.5	44.8	42.1	39	36	44	38
MEAL AUG	176.90	174.18	174.03	175.16	183.38	57.9	47.4	43.4	80	49	21	12
BNOIL AUG	24.35	24.25	24.37	24.21	25.11	50.6	46.6	43.0	35	39	59	62
CATTLE AUG	68.88	69.67	70.43	70.01	67.43	39.9	47.6	51.6	8	13	46	60
CATTLE OCT	71.68	72.19	72.80	72.53	70.50	38.8	48.0	52.7	16	22	52	67
FCTL AUG	78.35	78.77	79.59	79.62	77.36	37.4	46.0	51.3	11	10	24	41
HOGS AUG	45.47	45.44	45.79	45.91	45.54	45.9	47.8	46.8	39	31	49	63
HOGS OCT	40.28	40.39	41.13	41.39	41.87	37.7	40.4	42.0	14	9	24	44
PKBLS AUG	30.40	31.36	31.99	30.24	34.16	43.7	43.0	40.4	8	27	69	74

LIVE CATTLE				FEEDER CATTLE				LIVE HOGS						
MONTH	HIGH	LOW	LAST	CHG	MONTH	HIGH	LOW	LAST	CHG	MONTH	HIGH	LOW	LAST	CHG
AUG	6935	6855	6882*	-5	AUG	7847	7812	7830*	-5	AUG	4575	4520	4552*	+5
OCT	7220	7152	7185*	+17	SEP	7705	7660	7692*	+7	OCT	4062	3942	3985*	-42
DEC	7052	7010	7027*	+10	OCT	7675	7625	7647*	-5	DEC	4052	3965	4005*	-17
FEB	6985	6945	6952*	+7	NOV	7770	7735	7750*	-2	FEB	4070	4002	4015*	-12
APR	7117	7095	7107*	+12	JAN	7665	7625	7645*	-10	APR	3995	3930	3940*	-20
JUN	6817	6785	6805*	+15	MAR	7525	7515	7515*	-5	JUN	4480	4430	4435*	-20
AUG	6715	6700	6700*	+12	APR	7470	7440	7440*	+10	JULY	4455	4435	4435*	-10
OCT					MAY	7400	7400*	0	AUG	4285	4275	4275*	+5	

SWISS FRANC				CANADIAN DOLLAR				PORK BELLIES						
MONTH	HIGH	LOW	LAST	CHG	MONTH	HIGH	LOW	LAST	CHG	MONTH	HIGH	LOW	LAST	CHG
SEP	7730	7663	7728*	+60	SEP	7260	7242	7248*	-13	AUG	3230	3100	3150*	+110
DEC	7745	7689	7741*	+60	DEC	7240	7231	7234*	-13	FEB	4332	4250	4310*	+140
MAR	7755		7763*	+60	MAR	7223	7215	7219*	-13	MAR	4315	4235	4285*	+97

BRITISH POUND				US DOLLAR INDEX				MAY						
MONTH	HIGH	LOW	LAST	CHG	MONTH	HIGH	LOW	LAST	CHG	MONTH	HIGH	LOW	LAST	CHG
SEP	15512	15402	15508*	+94	SEP	8897	8828	8831*	-71	JULY	4470	4350	4470*	+170
DEC	15500	15380	15484*	+94	DEC	8905	8861	8861*	-71	AUG	4325	4275	4325*	-112
MAR	15450	15360	15454*	+94										

JAPANESE YEN				S&P 500 INDEX				GERMAN MARK						
MONTH	HIGH	LOW	LAST	CHG	MONTH	HIGH	LOW	LAST	CHG	MONTH	HIGH	LOW	LAST	CHG
SEP	10176	9998	10173*	+166	SEP	46500	46175	46320*	-165	SEP	6492	6439	6486*	+43
DEC	10248	10100	10245*	+168	DEC	46760	46450	46585*	-165	DEC	6500	6449	6489*	+44
MAR	10303	10222	10323*	+171	MAR	47075	46780	46920*	-170	MAR	6485	6472	6497*	+43
					JUN			47270*	-175	JUN	6507	6435	6507*	+43

CORN				CHICAGO WHEAT				K.C. WHEAT						
MONTH	HIGH	LOW	LAST	CHG	MONTH	HIGH	LOW	LAST	CHG	MONTH	HIGH	LOW	LAST	CHG
SEP	2214	2200	2202*	-4	SEP	3494	3450	3484*	-6	SEP	3604	3564	3582*	-22
DEC	2244	2224	2230*	-6	DEC	3654	3610	3642*	-2	DEC	3664	3626	3644*	-6
MAR	2332	2314	2322*	-4	MAR	3730	3690	3724*	0	MAR	3672	3640	3660*	-2
MAY	2394	2376	2380*	-6	MAY	3670	3634	3662*	-2	MAY	3590	3564	3564*	-14
JULY	2436	2420	2424*	-6	JULY	3464	3430	3456*	0	JULY	3450	3430	3434*	-6
SEP	2454	2440	2444*	-4	SEP									
DEC	2482	2466	2470*	0										

SOYBEANS				OATS				MINN WHEAT						
MONTH	HIGH	LOW	LAST	CHG	MONTH	HIGH	LOW	LAST	CHG	MONTH	HIGH	LOW	LAST	CHG
AUG	5970	5900	5970*	+60	SEP	1234	1222	1232*	+20	SEP	3590	3544	3572*	-6
SEP	5780	5730	5762*	+20	DEC	1254	1240	1252*	+20	DEC	3630	3580	3600*	-30
NOV	5694	5636	5680*	+22	MAR	1302	1292	1302*	+20	MAR	3680	3634	3640*	-40
JAN	5774	5724	5762*	+16	MAY	1334	1324	1334*	+14	MAY			3574*	-20
MAR	5870	5814	5854*	+14										
MAY	5934	5890	5924*	+20										
JULY	5980	5930	5974*	+30										
AUG	5950	5940	5950*	+10										
SEP	5960	5960	5960*	+10										
NOV	6030	5990	6016*	+14										

SOYBEAN MEAL				SOYBEAN OIL					
MONTH	HIGH	LOW	LAST	CHG	MONTH	HIGH	LOW	LAST	CHG
AUG	1780	1764	1778*	+9	AUG	2455	2439	2452*	+17
SEP	1764	1744	1757*	+5	SEP	2445	2427	2442*	+15
OCT	1748	1731	1746*	+5	OCT	2428	2412	2425*	+13
DEC	1753	1735	1751*	+7	DEC	2414	2391	2406*	+9
JAN	1760	1743	1759*	+7	JAN	2405	2393	2405*	+8
MAR	1780	1761	1780*	+10	MAR	2408	2392	2403*	+7
MAY	1786	1775	1786*	+7	MAY	2405	2385	2399*	+4
JULY	1805	1796	1804*	+5	JULY	2402	2390	2397*	+4