

J&L EQUIPMENT HAS SOLD THE BUSINESS OF

GATES • FREESTALLS • HEADLOCKS TO:

MARTIN'S FARM SUPPLY



HEADLOCKS
1 1/2 OD Pipe
Sched 40 Pipe
3 Sizes
Adjustable
Quick Release



FREESTALLS
2 1/2 OD Pipe
Sched. 40 Pipe
Several Styles
4 Bolt 1/4" Clamp
Painted & Galvanized
Brisket Board Bracket



GATES
5 & 6 Bars
48" High
1 1/2" & 1" Pipe
1 1/2" & 3/4" Pipe
Sched. 40 Pipe
Strap Hinges
Spring Latches

Fence Panels • Slanted Bar Panels
All Headlocks, Gates & Panels made to fit your measurements

Martin's Farm Supply

Call: St. Thomas Pa 717-369-5702
7 Miles West of Chamberburg, Pa.




CONVEYOR CHAIN

For Every Make & Model

Manure Spreaders

Feed Wagons

Forage Boxes



Make	Model	T-Bar Price	Pintle Price
Badger	180	324.76	307.30
Gehl	380	388.80	322.84
H&S	180	377.48	341.14
IH	830	310.35	278.94
JD	48	326.90	298.79
Kaaton	250	488.48	413.81
Massey	205	434.36	377.83
NH	618-518	388.45	357.70
NH	679	618.22	475.32
NH	782-791	548.88	440.00
NH	218-244	489.01	428.00
Patz	181	381.78	348.99

Make	Model	Main Conv. Price	X-Conv. Price
Artway	700-800	1870.01	
Artway	780-850	1988.01	
Butler	180		294.51
Butler	320		297.81
Gehl	180	388.01	
Gehl	7190-7500		187.51
Henke	KwikMix		148.51
Schuler	170	400.01	
Schuler	280	750.01	
Schwartz	7808		208.01
Weaverine	430	88.51	
Wic	48	74.01	

Make	Model	Main Conv. Price	X-Conv. Price
Badger	950-14	228.88	98.75
Dion		282.96	
Gehl	610-640	226.77	
Gehl	700-980	228.18	101.87
IH	105-110	221.22	
IH	130	233.91	
JD	110	298.55	111.01
JD	214	220.84	120.21
JD	714	223.33	134.29
Kaaton	FB18	254.74	
Larco	Rea	225.03	91.44
NH	6	227.12	89.55
Papac	140	224.89	


SINGLE CONVEYOR CHAIN
With Rubber Paddle 10% "

807H For Butler, Jamesway, Clay, Etc. **\$6.98** Per Ft.

SPROCKETS



BEARING UNITS



STANDARD ROLLER CHAIN
RIVETED



Chain No.	Chain Pitch	Single Strand	Double Strand	Triple Strand
28	1/2"	1.40	—	—
36	3/8"	1.07	2.22	—
40	1/2"	1.19	2.36	5.48
41	1/2"	.81	—	—
50	5/8"	1.24	2.35	7.78
60	3/4"	1.59	4.62	10.40
65	1"	2.60	6.68	17.88
100	1 1/4"	7.48	18.78	28.18
120	1 1/2"	8.38	20.08	27.74
140	1 3/4"	11.88	24.38	48.74
160	2"	13.51	29.20	63.44
180	2 1/4"	29.81	64.84	128.10
200	2 1/2"	38.22	80.82	140.88
240	3"	70.38	—	—

NEW ANSI



COTTERED

Chain No.	Chain Pitch	Single Strand	Double Strand	Triple Strand
80	1"	4.58	6.55	18.12
90	1 1/4"	6.48	12.42	23.89
100	1 1/2"	8.92	18.29	32.73
120	1 3/4"	10.99	23.07	—
140	2"	13.84	28.10	88.96
160	2 1/4"	15.98	33.57	70.05
200	2 1/2"	42.95	80.54	140.38

PRATT INDUSTRIES
CALL FREE 800-342-3522 - 800-392-3377

ALL MAKE'S NAMES, NUMBERS, SYMBOLS, DESCRIPTIONS AND PRICES ARE USED FOR REFERENCE PURPOSES ONLY AND IT IS NOT IMPLIED THAT ANY PART LISTED IS THEIR PRODUCT



WISCONSIN HEAVY DUTY ENGINES

Serving The Community Since 1971

Wis.-Robin, Kawasaki, Kohler, Briggs & Stratton, Tecumseh, Honda
Rockford and Twin Disc Clutch Parts & Accessories

WISCONSIN REPLACEMENT ENGINES New & Rebuilt Short Blocks

Special Purchase V465D 65 HP Wisconsin, Electric Start w/Alternator, Ideal for Grinders, Large power Units, Reg. List \$4,836
ONLY \$2,885 (While They Last)
• W2-1250, 30HP, electric start.....\$1595
• Special Prices on 30HP VH4 crank start engines No Tank.....\$1,945

Authorized Service Center

- Complete Rebuilding
- Large Parts Inventory

FISHER ENGINE SERVICE

3141 Old Philadelphia Pl. • Bird-In-Hand, PA 17505
For Service Calls: 717-768-3729

We Have A "LARGE SELECTION" Of Quality 4x4 Compact Diesels w/Loaders Stop By For Mid-Summer Sale Specials! SALE, Rent or Lease!



Kubota B7100 4x4, Gear, w/Hyd. Lift & Angle Blade
830 Hrs., Good Cond.



JD 1050 4x4
With Or Without
1 Yr. Old 72" JD
Finish Mower



John Deere 332
Garden Tractor
Diesel w/50" Mower
Only 140 Hrs., Like New



JD 1050 2WD w/Loader & Backhoe, Ex. Condition



Dig-It 2WD 2/8" Backhoe, Ex. Cond.

For The Best Prices
Call Now & Ask For
Chet or Joel

Ford 1910 4x4 w/loader, 1300 hrs., good cond.
Ford 1310 4x4 Bare, 324 hrs., good cond.
Ford 1110 Hydro 2WD w/Belly Mower 778 Hrs.
Kioti 17 HP 4x4 - 3 Pth
Kioti 22 hp w/Loader
Yanmar 276 w/Loader 4x4, 500 hrs.
Yanmar 155 w/Blade & Belly Mower 2WD, Ex. Cond.
Cub Cadet 154 Cub Low Boy, Ex. Cond.
Cub Cadet 1450 w/Mower, Good Cond.
MF 1020 4x4, Bare, 3 To Choose From
JD 305 Rear, 5 Gang Reel Mower
JD 318 w/50" Belly Mower
JD 330 Diesel Ex. Cond., 664 Hrs.
JD 850 4x4 Bare, 600 Hrs., Ex. Cond.
JD 1050 2WD w/Loader & Backhoe
Kubota B7200 HSE, 2WD, Low Hrs.
Kubota L2650 4x4 w/Loader, 400 Hrs.
Kubota L295 w/Blade

NEW BACKHOES
Bradco 8LD 8 ft.
Bradco 9MD-2 9 ft.
Bradco 11MD-11 ft.

NEW LOADERS
Dual 145, Fits Kubota B7100
Dual 165, Fits Kubota L25-2850

NEW BRUSH CUTTERS
Bush Hog 4 ft.
Bush Hog 5 ft.
Bush Hog 6 ft.

NEW FINISH MOWERS
Landpride 4 wheel 15-60"
Landpride 4-wheel 25-60"
Landpride 4-wheel 25-72"
Rakes
Silt Seeders

SEVERAL TLC SPECIALS
B7100 w/Loader 4x4, needs work.....\$5,900
B7100 4x4 Rough.....\$2,450

New 3 pt. Hitch Rear Blades 5', 6', 7' & 8' In Stock



Massey Ferguson 1020 4x4 w/Loader & 4' Rear Finish Mower, Only 200 Hrs., Ex. Cond.

USED REAR FINISH MOWER
Woods RM 500
Woods RM 59
Woods RM 48
Belly Mower for IH 255

USED BACKHOES
Kelly 60 For Larger Tractors
Bradco 9 MD-2 for L3350

USED CHIPPER SHREDDERS
Mighty Mac 5 HP.....\$575
Mighty Mac 7 HP.....\$775
Bear Cat 8 HP.....\$1,250
Kemp 8 HP, Electric Start

USED TILLAGE
Landpride 10-58" Tiller
Landpride 10-42" Tiller 6', 3 Pt. Hitch Disc
OS-1548 Overseeder



Kubota L345, 36 HP 4x4, w/Loader, Needs Some TLC
Only \$6,500⁰⁰



Ford 340 Ind w/Loader 24" w/ w/o Hyd. Post Hole Digger



Kubota L 2550 4x4, Has Turf Tires, Low Hours, Sharp



JD 750 w/Loader 4x4, Also One Coming w/Backhoe

• Financing Available

• Factory Certified Service Available

Kubota

Full Service,
Parts And Rental

NICARRY EQUIPMENT, INC.

RD #2, Box 2008, Reading, Pa. 19605
610-926-2441

Located: 4 Miles North of Reading On Rt. 61
3 Miles South of Leesport

Reg. Hours: Mon. thru Fri. 8 to 5; Sat. 8 to 3