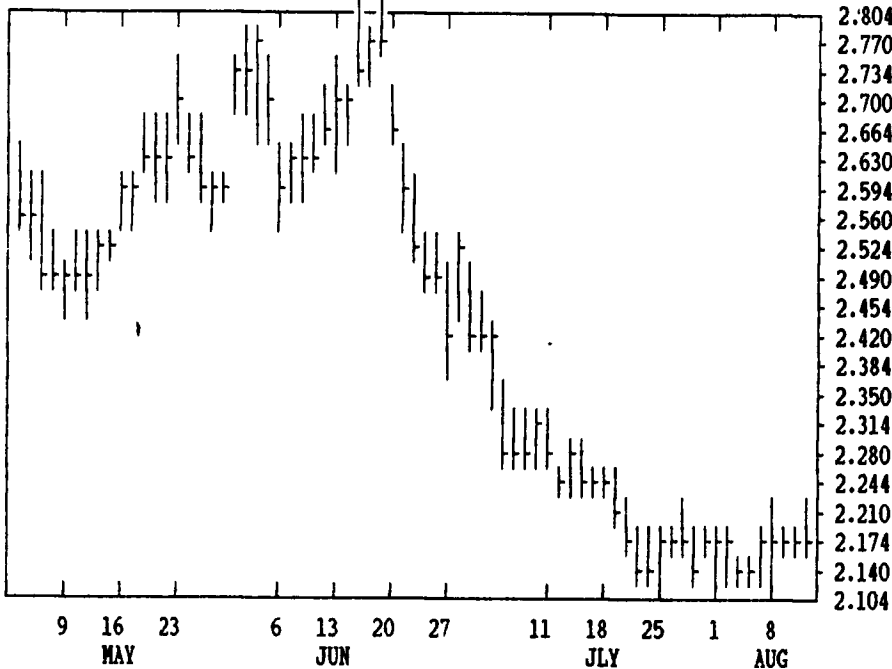


GRAIN, CATTLE AND HOG FUTURES MARKETS

(Closing bids: Thursday, Aug. 11, 1994)

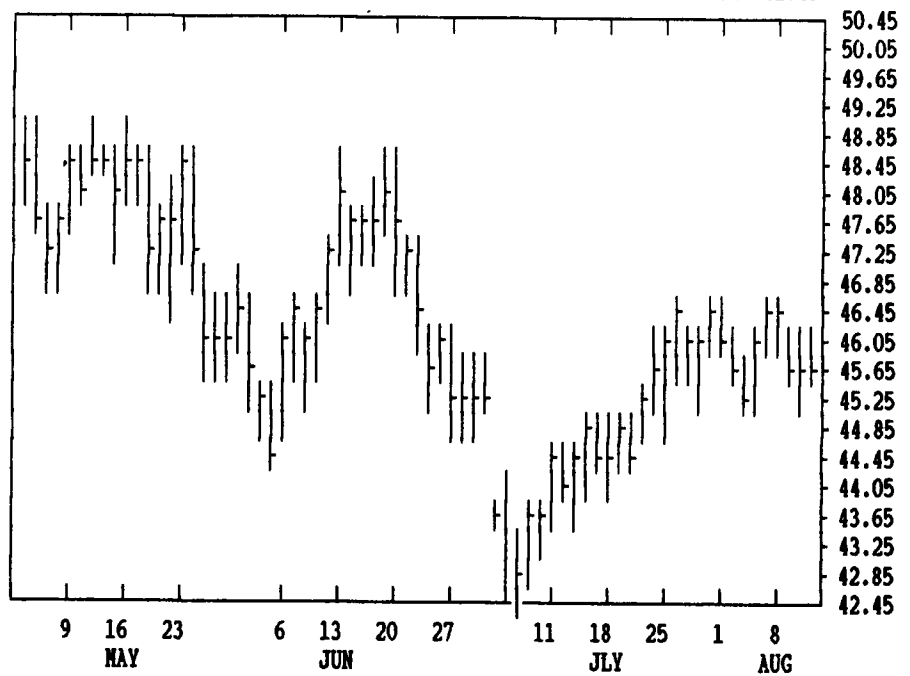
SEP CORN

CONTRACT HIGH: 2.922 LOW: 2.140



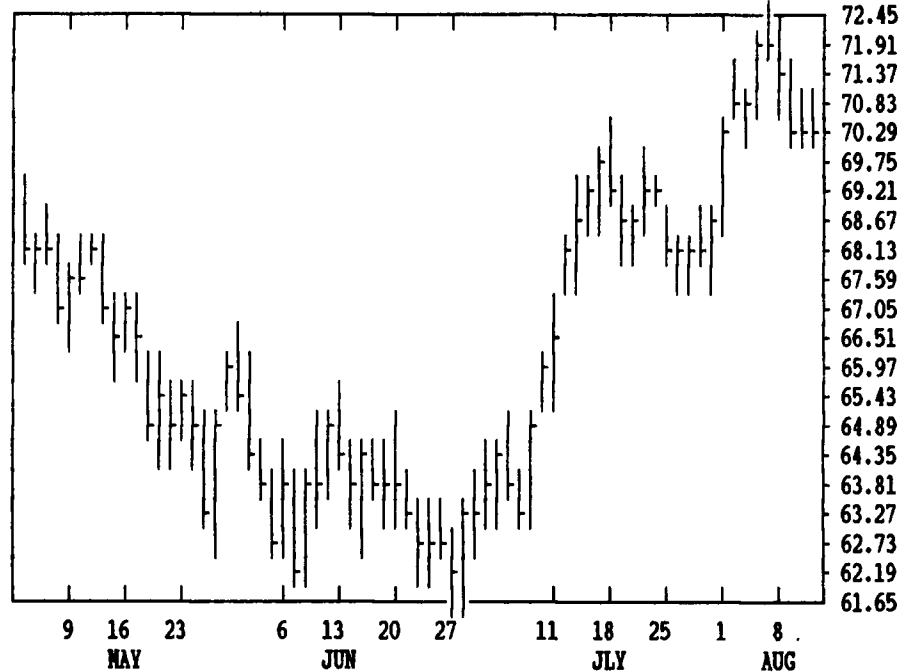
AUG LIVE HOGS

CONTRACT HIGH: 53.40 LOW: 42.45



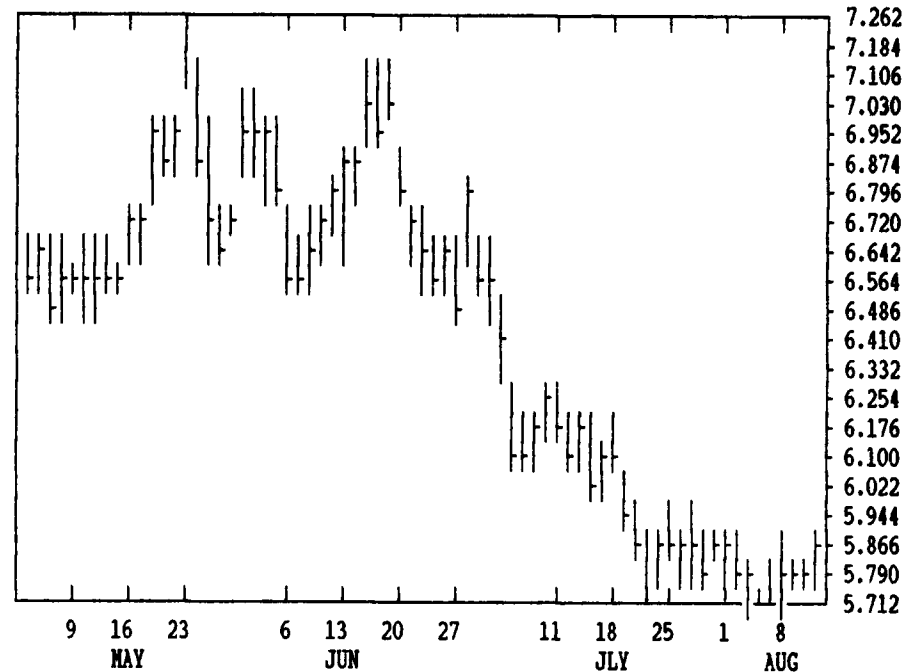
AUG LIVE CATTLE

CONTRACT HIGH: 73.87 LOW: 61.65



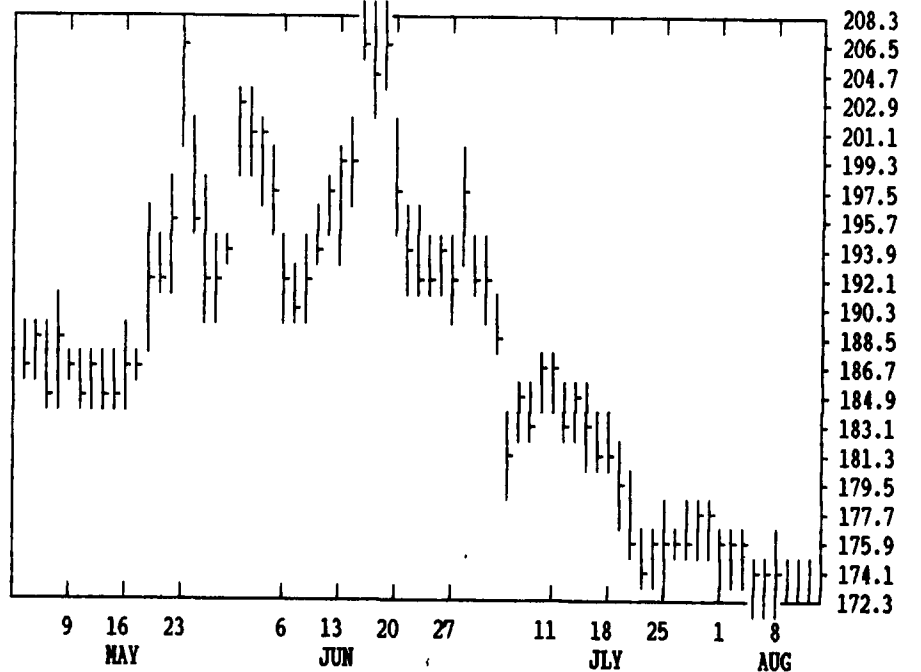
AUG SOYBEANS

CONTRACT HIGH: 7.350 LOW: 5.712



AUG SOYBEAN MEAL

CONTRACT HIGH: 225.0 LOW: 172.3



DTN FUTURES 14 08/11/94		TECHNICAL POINTS				SLOW STOCHASTIC						
PRICES ARE DECIMAL		MOVING AVERAGES				RSI'S						
CONTRACT	CLOSE	4-DAY	9-DAY	18-DAY	45-DAY	9DAY	14DAY	30DAY	%K	%D	%K	%D
WHEAT SEP	336.00	333.69	333.53	331.28	329.36	62.1	58.7	53.5	47	47	81	83
WHEAT DEC	350.75	348.12	347.64	344.96	341.98	65.3	61.3	55.1	55	54	84	85
KCWHT SEP	348.50	345.31	344.25	341.08	336.61	69.8	65.0	57.9	66	60	90	89
KCWHT DEC	354.25	351.81	350.94	347.86	343.64	67.5	63.8	57.3	56	56	89	87
MNWHY SEP	348.50	344.69	341.25	340.28	336.08	68.8	63.3	57.3	92	90	84	72
CORN SEP	219.00	219.06	217.69	217.64	235.76	46.2	40.2	38.5	56	59	32	20
CORN DEC	223.50	222.81	221.47	220.67	234.62	53.3	45.5	42.2	68	62	49	35
CORN MAR	232.75	231.81	230.42	229.61	242.68	55.0	46.7	42.7	75	67	51	36
OATS SEP	119.25	119.12	119.03	126.56	139.12	40.4	43.2	46.6	63	64	11	9
BEANS AUG	585.25	583.69	580.92	584.12	625.09	45.2	40.4	40.1	68	65	23	15
BEANS SEP	571.50	570.25	568.42	570.43	610.66	44.3	39.8	40.4	57	56	23	16
BEANS NOV	563.75	563.44	561.03	561.51	599.86	44.7	40.1	40.8	64	66	34	25
NEAL AUG	172.90	173.72	174.56	175.66	185.50	25.6	30.3	38.2	28	34	10	10
BNOLL AUG	24.52	24.41	24.23	24.19	25.41	53.8	47.7	43.4	56	64	67	52
CATTLE AUG	70.38	70.75	71.04	69.87	66.96	55.3	58.8	57.0	9	30	74	87
CATTLE OCT	73.13	73.11	73.33	72.39	70.09	61.9	63.4	59.4	34	45	80	90
FCTL AUG	79.90	80.00	80.43	79.78	76.84	53.3	57.3	56.8	15	23	59	77
HOGS AUG	45.88	45.96	45.97	45.85	45.71	51.4	51.4	48.4	29	50	78	83
HOGS OCT	41.45	41.66	41.54	41.58	42.21	47.7	47.4	45.8	49	67	66	62
PKBLS AUG	32.90	32.87	30.26	30.51	35.00	58.8	52.0	44.1	77	85	68	43

CORN				CHICAGO WHEAT				K.C. WHEAT			
SEP	DEC	MAR	MAY	SEP	DEC	MAR	MAY	SEP	DEC	MAR	MAY
2206	2246	2336	2402	3392	3540	3600	3540	3494	3560	3560	3480
2182	2222	2312	2380	3332	3476	3546	3490	3450	3520	3522	3440
2190*	2234*	2326*	2390*	3360*	3506*	3574*	3520*	3480	3520*	3542*	3470*
-2	+2	+2	+2	+26	+30	+26	+22	+30	+22	+24	+24
2444	2454	2474	2594	3366	3320	3352*	3352*	3350	3320	3336*	3336*
2422	2442	2462	2514*	3320	3320	3352*	3352*	3350	3320	3336*	3336*
2434*	2446*	2464*	2514*	3320	3320	3352*	3352*	3350	3320	3336*	3336*
+2	+2	0	+4	3320	3320	3352*	3352*	3350	3320	3336*	3336*
2464*	2464*	2464*	2514*	3320	3320	3352*	3352*	3350	3320	3336*	3336*
0	0	0	+4	3320	3320	3352*	3352*	3350	3320	3336*	3336*
2464*	2464*	2464*	2514*	3320	3320	3352*	3352*	3350	3320	3336*	3336*
0	0	0	+4	3320	3320	3352*	3352*	3350	3320	3336*	3336*
0	0	0	+4	3320	3320	3352*	3352*	3350	3320	3336*	3336*

LIVE CATTLE				FEEDER CATTLE				LIVE HOGS			
SEP	DEC	MAR	MAY	SEP	DEC	MAR	MAY	SEP	DEC	MAR	MAY
7085	7160	7047	7200	8020	7920	7925	7815	4600	4175	4175	4155
7025	7127	7022	7150	7970	7860	7860	7770	4565	4135	4145	4135
7037*	7145*	7027*	7152*	7990*	7870*	7885*	7790*	4587*	4145	4152*	4135*
-27	+5	-12	-37	-32	-40	-22	-40	+30	+10	-2	+10
6900	6790	6790	6790	7625	7625	7625	7625	4400	4400	4400	4400
6860	6775	6775	6775	7625	7625	7625	7625	4400	4400	4400	4400
6867*	6775*	6775*	6775*	7625	7625	7625	7625	4400	4400	4400	4400
-37	-10	-10	-10	7625	7625	7625	7625	4400	4400	4400	4400
6790	6790	6790	6790	7625	7625	7625	7625	4400	4400	4400	4400
6775*	6775*	6775*	6775*	7625	7625	7625	7625	4400	4400	4400	4400
-10	-10	-10	-10	7625	7625	7625	7625	4400	4400	4400	4400

SWISS FRANC				CANADIAN DOLLAR				PORK BELLIES			
SEP	DEC	MAR	MAY	SEP	DEC	MAR	MAY	SEP	DEC	MAR	MAY
7635	7640	7655	7635	7268	7241	7225	7225	3380	4680	4620	4660
7465	7481	7515	7465	7224	7208	7200	7200	3200	4515	4505	4625
7610**110	7624**109	7648**108	7610**110	7231*	7214*	7195*	7195*	3290*	4580*-130	4552*-125	4655*-20
+110	+109	+108	+110	-36	-38	-40	-40	-57	-130	-125	-20
15534	15510	15424**106	15534	8926	8883	8915a	8915a	4720	4655	4655	4655
15290	15270	15424**106	15290	8883	8896a	8915a	8915a	4700	4655	4655	4655
15478**120	15452**114	15424**106	15478**120	8896a	8896a	8915a	8915a	4700	4655	4655	4655
+120	+114	+106	+120	-30	-36	-36	-36	-120	-45	-45	-45
15270	15270	15424**106	15270	8915a	8915a	8915a	8915a	4655	4655	4655	4655
15452**114	15452**114	15424**106	15452**114	8915a	8915a	8915a	8915a	4655	4655	4655	4655
+114	+114	+106	+114	8915a	8915a	8915a	8915a	4655	4655	4655	4655

BRITISH POUND				US DOLLAR INDEX				GERMAN MARK			
SEP	DEC	MAR	MAY	SEP	DEC	MAR	MAY	SEP	DEC	MAR	MAY
15534	15510	15424**106	15534	46170	46425	46750	46170	6430	6434	6412	6460
15290	15270	15424**106	15290	45655	45920	46260	45655	6284	6289	6305	6462
15478**120	15452**114	15424**106	15478**120	45840*-270	46095*-270	46430*-265	45840*-270	6407*	6409*	6419*	6465*
+120	+114	+106	+120	-270	-270	-265	-270	+92	+91	+89	+92
15270	15270	15424**106	15270	46170	46425	46750	46170	6430	6434	6412	6460
15452**114	15452**114	15424**106	15452**114	45655	45920	46260	45655	6284	6289	6305	6462
+114	+114	+106	+114	45840*-270	46095*-270	46430*-265	45840*-270	6407*	6409*	6419*	6465*
+120	+114	+106	+120	-270	-270	-265	-270	+92	+91	+89	+92