



Pole Buildings & Steel Buildings
 2 Car Garages, Horse Barns, Arenas, Storage,
 Warehouses, Dairy, Swine, Poultry Barns, Etc...
 No Sizes To Small Or Large.
 Call For Free Estimates
HELLER BUILDING
717-838-3203

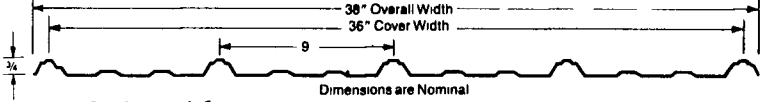
WHEELING Centurydrain™

A country slicker with an in-town attitude.

Tough Centurydrain is a slick looking roofing and siding that'll do a job for you in rural applications, and one that you can use for in-town or suburban structures without apology.

Centurydrain is packed with quality features: 100% American made high tensile steel, full 36" cover, an unbeatable

drain channel, and snug side laps. Your building stays tight, dry, and lasts through years of punishing wind and weather. Centurydrain is an economical, thoroughly practical building material, a slick choice for rural, suburban, and commercial applications.




Centurydrain quick specs

- Full-hard 90,000 psi galvanized steel construction
- Popular 38" width (36" cover)
- Available in galvanized G-90 and in ten rich, 20 year warranted baked-on silicon polyester enamel colors
- Three quarter inch major ribs on 9" centers along with prominent intermediate ribs to provide strength, snug fit and clean lines
- 29 gauge
- Also available 28 gauge, 2 oz galvanized Wheeling Seal of Quality—heavier, galvanized coated sheet for extra wear and long life. We're so confident of its durability that we offer this product's own special 20-year limited warranty.

Drain Channel

The exclusive leakproof drain channel adds strength at each joint; prevents capillary action, stays weather tight, interiors stay dry, snug.



A.B. MARTIN ROOFING
 Roofing • Siding & Supplies
 150 Slate Road Ephrata, PA 17522
 (717) 445-6885 (717) 354-5076

- Pole Buildings • Metal Frames
 - All Steel Buildings • Mini Storages & Small Span Buildings (5'-20')
 - Steel Roofing - Retro Fit
- All Sizes • Insured • Free Estimates




THE HAMILTON CO.
 Sales/Erection
 (215) 679-9676

Entire two story 48'x100' dairy barn. Lots of good wood, built 1952, laminated wood beams, domed/peaked roof a must see in Mount Joy. We are interested in having someone tear down building and return land to natural condition.

Interested persons may call
 (717) 426-1186
 to arrange an inspection

★ **ALLWOOD STRUCTURES** ★
POLE BUILDINGS



STANDARD BUILDINGS

24x32x8	\$4,800
24x40x8	\$6,000
30x40x8	\$7,500
32x64x10	\$11,800
40x80x12	\$17,300



LOFT BUILDING

24x32x8	\$9,550
24x40x8	\$11,100
30x40x8	\$13,800
32x64x8	\$19,100

ERECTED PRICES (Includes slider and service door)


We specialize in: Horse Barns, Riding Arenas, Garages, Machine Sheds or Custom Built To Your Specifications

CALL FOR FREE ESTIMATE AND BROCHURE

1-800-247-0241

A New Way
 to **Look**
 at Windows.

Introducing The Simonton Collection™ Series 5000, a completely new line of replacement windows that gives you an unmatched combination of quality features and money-saving performance.



- The rich look of wood-window styling, combined with the easy care and durability of premium vinyl
- Built-in energy savings, thanks to innovative design and high-performance materials
- All welded construction and the industry's most dependable balance system — for years of smooth, easy operation
- A variety of styles, each one custom-crafted for your home.

Call today for more information on The Simonton Collection.

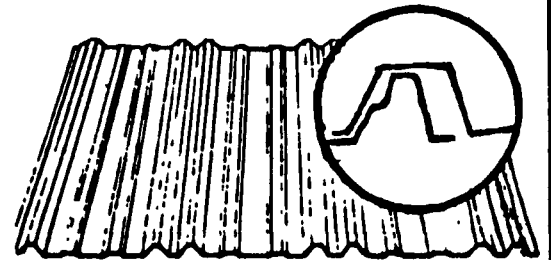
- 5" K-Style Seamless Gutters
- 6" K-Style Seamless Gutters
- Half Round Gutters
- Soffit & Fascia
- Water Loov Gutter Guard—Never Clean Gutters Again
- Storm Doors
- Asphalt Shingle Roofing
- Corrugated Metal Roofing
- Vinyl & Aluminum Siding



809 Glenwood Drive • Ephrata, PA 17522
 (717) 733-7160 • 1-800-247-2107 • Fax (717) 738-4988

GLENWOOD
METAL FORMING
 809 Glenwood Dr., Ephrata, PA 17522
 FAX
 717-733-9590 - 1-800-582-9956 - 717-738-4988

MANUFACTURERS OF METAL ROOFING AND SIDING PANELS
 WITH CUT TO LENGTH LINE IN 36" WIDTH



- | | |
|------------------------|----------------------------|
| 29 Ga. Galvanized | 29 Ga. Painted |
| 26 Ga. Galvalume | 26 Ga. White |
| .024 Mill Finish Alum. | 29 Ga. 304 Stainless Steel |

24 Ga. Standing Seam Roofing
 In Galvanized - Galvalume & Painted
 Commercial & Residential Panels

5 & 6" K-Style Alum. Seamless Gutters

- Pre-Hung Thermo Doors
- Sliding Door Track Trolley & Hardware
- Agri Built Windows
- Ridge Vents
- Ridgeolators
- Roofing Nails & Screws