GRAIN, CATTLE AND HOG FUTURES MARKETS

(Closing bids: Thursday, July 28, 1994)

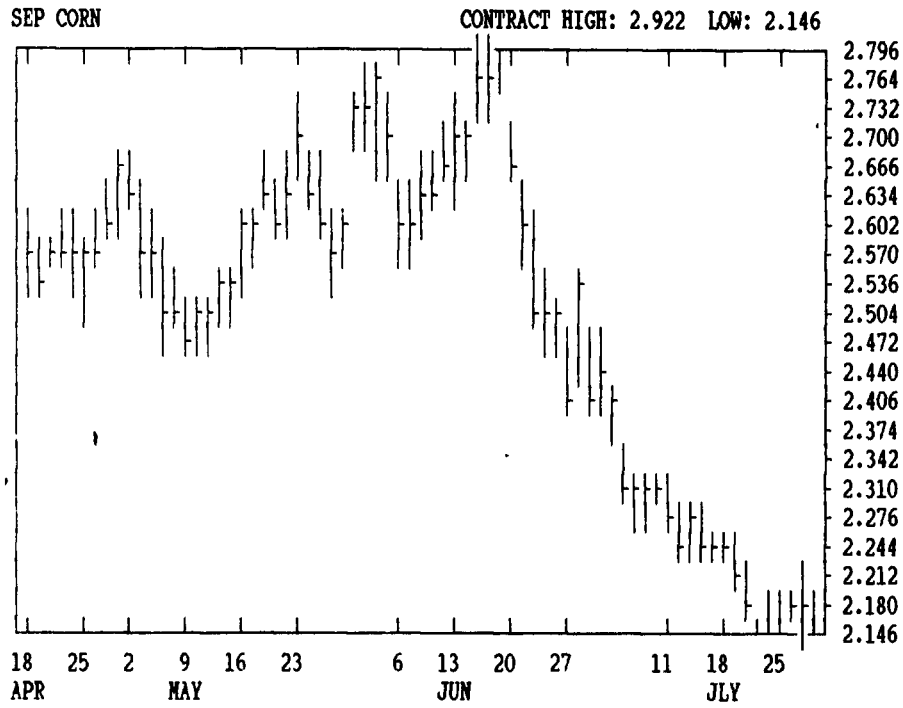

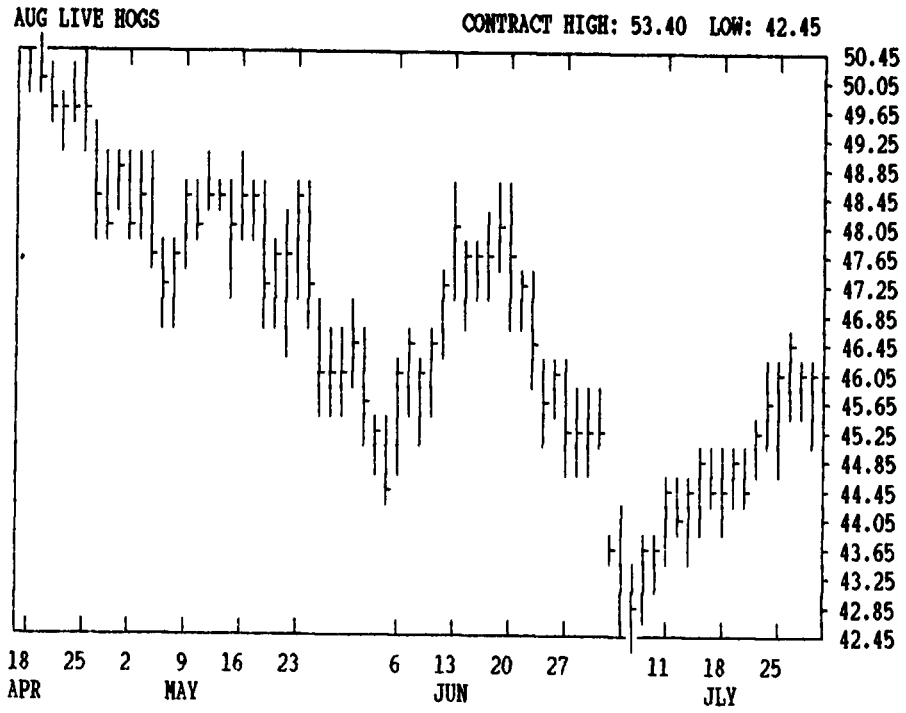

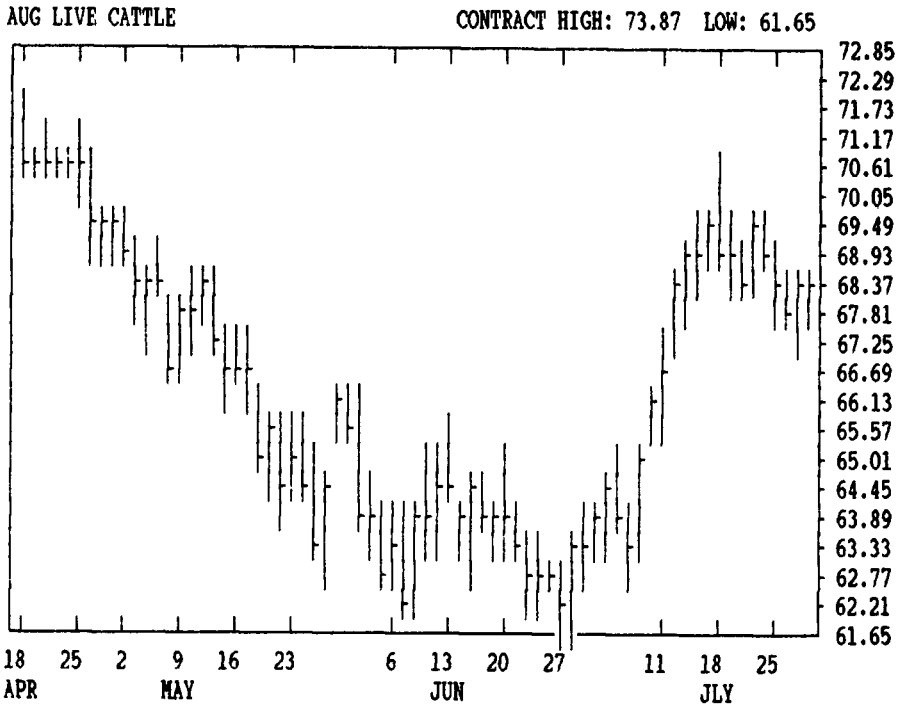

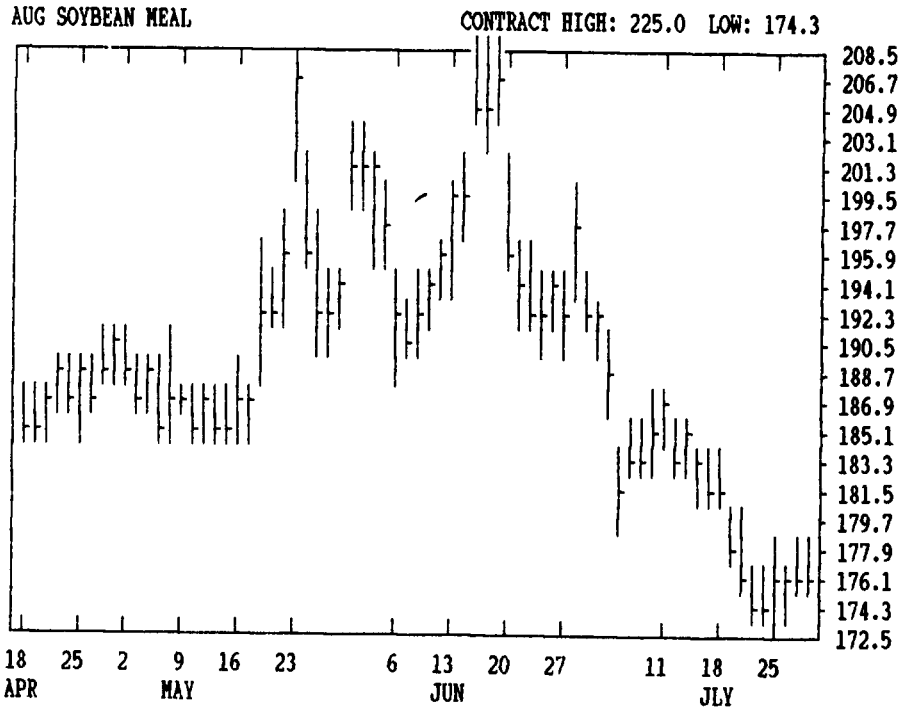

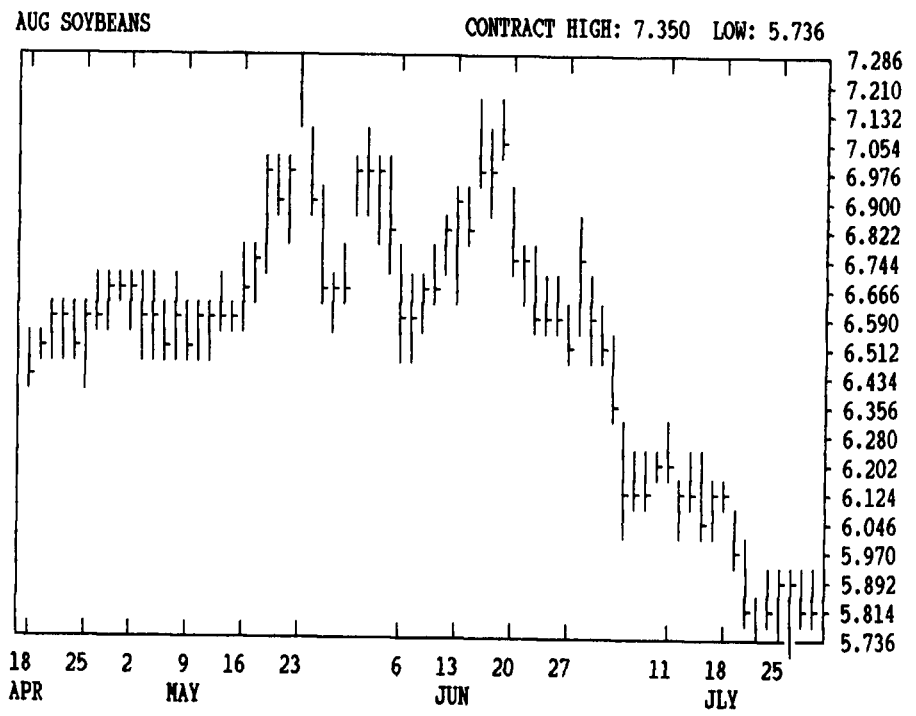

DTN FUTURES 14 07/28/94 TECHNICAL POINTS

PRICES ARE DECIMAL

CONTRACT		CLOSE	4-DAY	9-DAY	18-DAY	45-DAY	MOVING AVERAGES 9DAY	RSI'S 14DAY	RSI'S 30DAY	SLOW STOCHASTIC 5 DAY %K	5 DAY %D	20 DAY %K	20 DAY %D
WHEAT	SEP	331.50	331.00	328.75	323.79	329.80	60.3	55.9	51.4	79	73	79	74
WHEAT	DEC	344.50	344.31	341.92	336.61	341.82	61.2	56.8	52.2	77	72	79	75
KCWHT	SEP	338.00	338.75	337.25	332.67	334.83	58.2	55.8	52.8	60	64	78	79
KCWHT	DEC	346.00	346.37	344.25	339.58	342.07	61.0	57.5	53.5	68	76	84	82
MNWHT	SEP	336.25	340.44	339.58	334.46	334.92	49.3	51.1	51.5	52	58	80	82
CORN	SEP	216.00	217.31	218.31	223.19	246.56	27.5	29.1	34.8	43	36	6	3
CORN	DEC	219.25	219.81	220.17	223.26	243.01	32.9	34.1	38.3	56	50	8	5
CORN	MAR	228.00	228.69	229.03	231.97	250.49	32.4	33.9	38.2	56	52	8	5
OATS	SEP	14.38	14.09	14.06	14.43	14.82	50.0	49.2	49.3	64	51	38	34
BEANS	AUG	584.75	587.44	589.97	602.85	646.57	31.2	33.0	38.6	54	50	13	9
BEANS	SEP	572.50	573.31	574.22	585.14	631.58	32.8	34.0	39.1	64	56	10	7
BEANS	NOV	564.00	563.56	563.11	572.32	619.94	35.9	35.7	39.7	68	59	9	6
MEAL	AUG	177.30	176.95	177.24	180.71	190.21	33.9	35.7	41.0	63	47	10	6
BNOIL	AUG	23.97	24.20	24.24	24.41	26.22	35.7	35.7	38.4	51	61	16	14
CATTLE	AUG	68.35	68.30	68.76	67.80	65.48	57.1	58.7	54.4	31	26	74	79
CATTLE	OCT	71.30	71.26	71.43	70.77	68.78	58.8	60.0	55.7	47	40	81	84
FCTT	AUG	78.55	78.91	79.18	78.29	75.22	55.0	59.0	56.0	28	37	84	89
HOGS	AUG	45.95	46.13	45.52	44.73	45.68	60.3	54.9	48.4	84	90	94	78
HOGS	OCT	41.97	41.82	41.48	41.25	42.53	54.1	50.4	46.3	79	81	60	48
PBELS	JUL	30.92	32.63	33.30	34.87	39.05	29.3	31.0	33.5	42	41	12	11

LIVE CATTLE

	HIGH	LOW	LAST	CHG
AUG	6865	6802	6835*	-7
OCT	7162	7120	7130*	-22
DEC	7085	7047	7055*	-45
FEB	6997	6960	6965*	-45
APR	7105	7082	7087*	-37
JUN	6795	6775	6775*	-17
AUG	6740	6732	6732*	-17
OCT				

FEEDER CATTLE

	HIGH	LOW	LAST	CHG
AUG	7902	7845	7855*	-52
SEP	7780	7727	7732*	-40
OCT	7690	7655	7667*	-42
NOV	7785	7740	7745*	-40
JAN	7720	7680	7690*	-47
MAR	7535	7520	7520*	-25
APR	7450	7450	7450*	-30
MAY	7415	7400	7400*	-25

LIVE HOGS

	HIGH	LOW	LAST	CHG
AUG	4612	4550	4595*	-15
OCT	4220	4125	4197*	+35
DEC	4147	4090	4137*	+17
FEB	4090	4035	4042*	-17
APR	3985	3950	3960*	-20
JUN	4430	4405	4430*	-12
JLY	4412	4395	4405*	-10
AUG	4265	4260	4265*	-10

SWISS FRANC

SEP	7548	7403	7415*	-82
DEC	7561	7421	7432*	-82
MAR	7567	7460	7459*	-82

CANADIAN DOLLAR

SEP	7240	7220	7239*	+6
DEC	7210	7200	7212*	+7
MAR	7181	7162	7181*	+7

PORK BELLIES

AUG	2930	2720	2762*	-145
FEB	4335	4230	4237*	-10
MAR	4310	4235	4250*	-15
MAY	4310		4310*	+10
JLY	4420	4410	4420*	+30
AUG	4240	4180	4240*	0

BRITISH POUND

SEP	15364	15230	15256*	-46
DEC	15350	15220	15246*	-50
MAR	15340	15220	15236*	-52

US DOLLAR INDEX

SEP	9045	9023	9036a	-3
DEC			9080a	+15

JAPANESE YEN

SEP	10206	9998	10023*	-159
DEC	10280	10090	10100*	-159
MAR	10250	10200	10186*	-159

S&P 500 INDEX

SEP	45570	45235	45510*	+195
DEC	45805	45530	45760*	+200
MAR	46140	45890	46100*	+190
JUN	46455	46240	46455*	+195

GERMAN MARK

SEP	6382	6268	6279*	-65
DEC	6385	6275	6284*	-66
MAR	6385	6297	6297*	-67
JUN	6381	6313	6313*	-68

CORN

	HIGH	LOW	LAST	CHG
SEP	2172	2146	2160*	-12
DEC	2196	2170	2192*	0
MAR	2286	2260	2280*	-2
MAY	2350	2326	2344*	-2
JLY	2390	2366	2386*	0
SEP	2412	2394	2410*	-4
DEC	2430	2414	2424*	-6
MAR				
MAY				

SOYBEANS

AUG	5882	5802	5846*	-2
SEP	5770	5676	5724*	+16
NOV	5690	5580	5640*	+34
JAN	5760	5660	5722*	+36
MAR	5840	5744	5806*	+36
MAY	5900	5814	5876*	+56
JLY	5924	5840	5900*	+34
AUG	5930	5900	5904*	+34
SEP	5840	5840	5840*	+34
NOV	5884	5814	5860*	+24

CHICAGO WHEAT

	HIGH	LOW	LAST	CHG
SEP	3344	3300	3314*	-4
DEC	3480	3432	3444*	-12
MAR	3530	3486	3492*	-22
MAY	3460	3420	3420*	-30
JLY	3304	3274	3286*	+2
SEP				

OATS

SEP	1160	1134	1154*	+4
DEC	1186	1160	1184*	+6
MAR	1244	1214	1242*	+16
MAY	1274	1250	1272*	+12

SOYBEAN MEAL

AUG	1782	1761	1773*	+5
SEP	1777	1755	1768*	+8
OCT	1767	1742	1762*	+13
DEC	1769	1742	1759*	+7
JAN	1776	1751	1768*	+9
MAR	1789	1768	1783*	+5
MAY	1800	1776	1791*	+10
JLY	1810	1790	1802*	+12

K.C. WHEAT

	HIGH	LOW	LAST	CHG
SEP	3412	3370	3380*	-6
DEC	3484	3444	3460*	-2
MAR	3494	3454	3466*	-12
MAY	3420	3404	3410*	-4
JLY	3294	3260	3260*	-14

MINN WHEAT

SEP	3414	3360	3362*	-64
DEC	3470	3426	3430*	-40
MAR	3512	3470	3480*	-34
MAY			3434*	-10
JLY	3320	3310	3310*	-20

SOYBEAN OIL

AUG	2413	2388	2397*	+4
SEP	2410	2382	2398*	+12
OCT	2375	2343	2367*	+20
DEC	2345	2308	2336*	+24
JAN	2339	2308	2335*	+26
MAR	2337	2305	2334*	+24
MAY	2340	2307	2333*	+24
JLY	2335	2310	2333*	+25