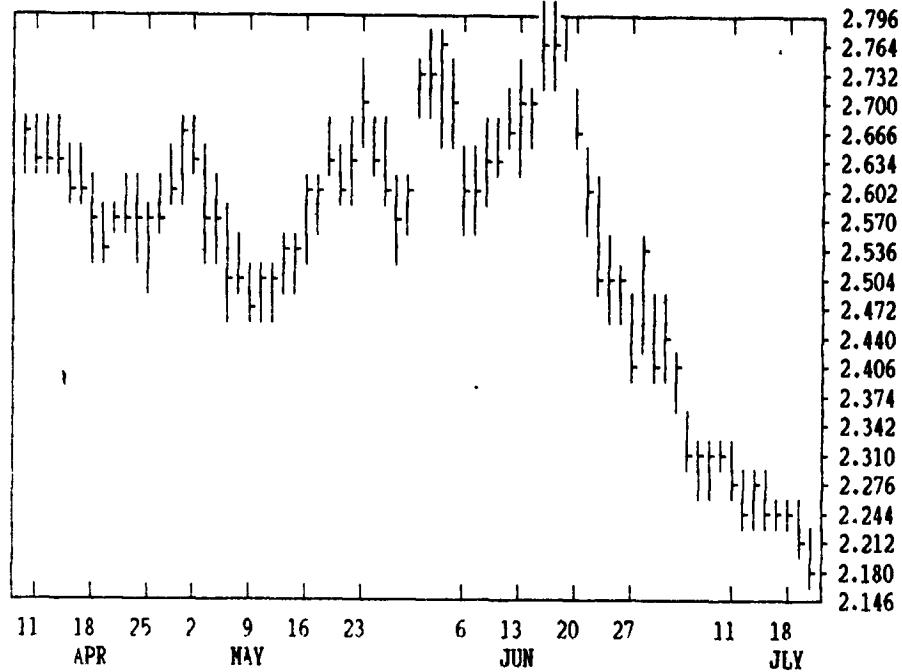


GRAIN, CATTLE AND HOG FUTURES MARKETS

(Closing bids: Thursday, July 21, 1994)

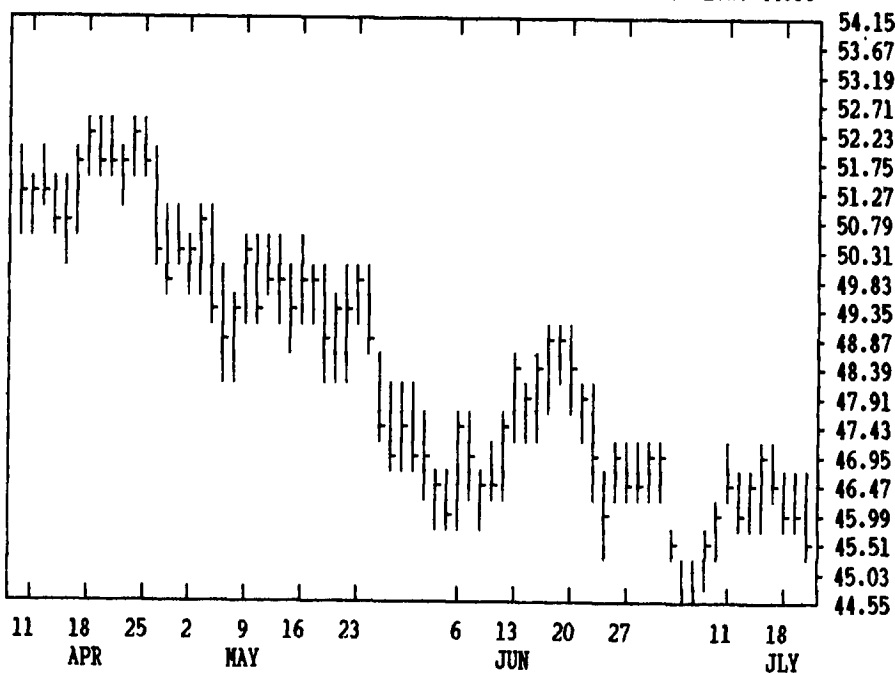
SEP CORN

CONTRACT HIGH: 2.922 LOW: 2.180



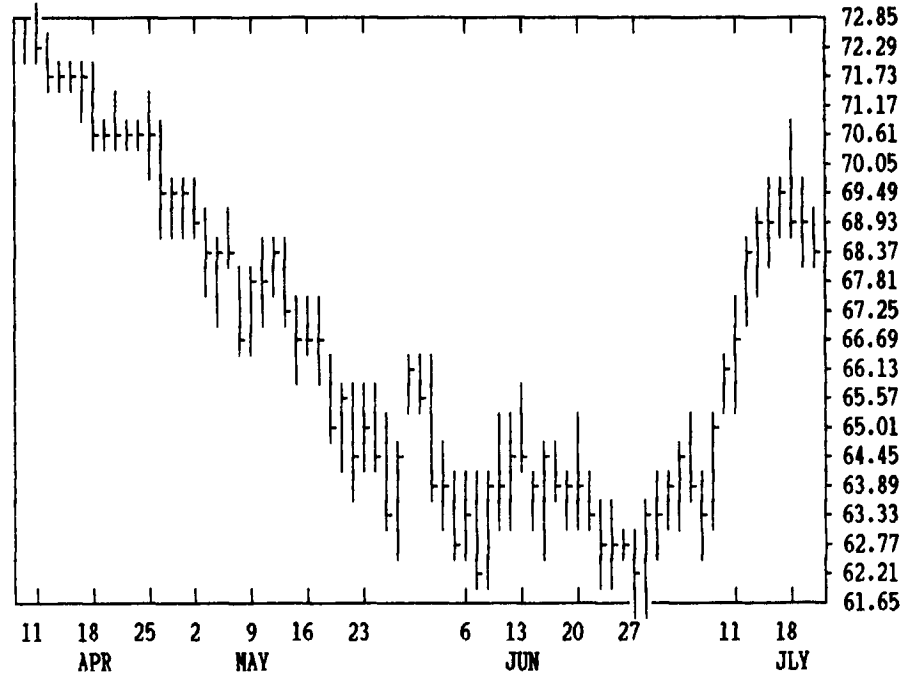
JUL LIVE HOGS

CONTRACT HIGH: 55.37 LOW: 44.55



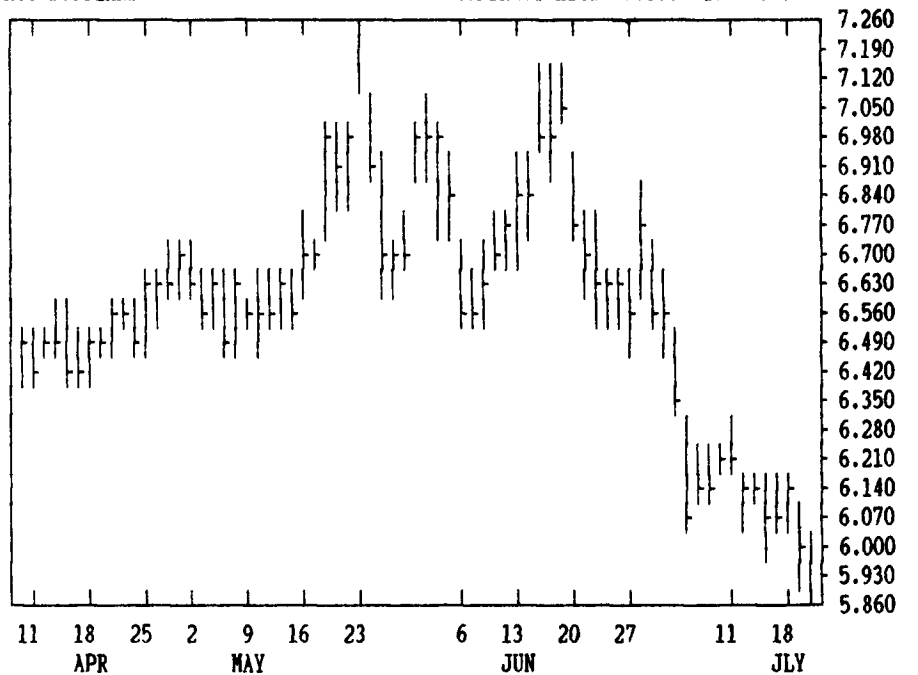
AUG LIVE CATTLE

CONTRACT HIGH: 73.87 LOW: 61.65



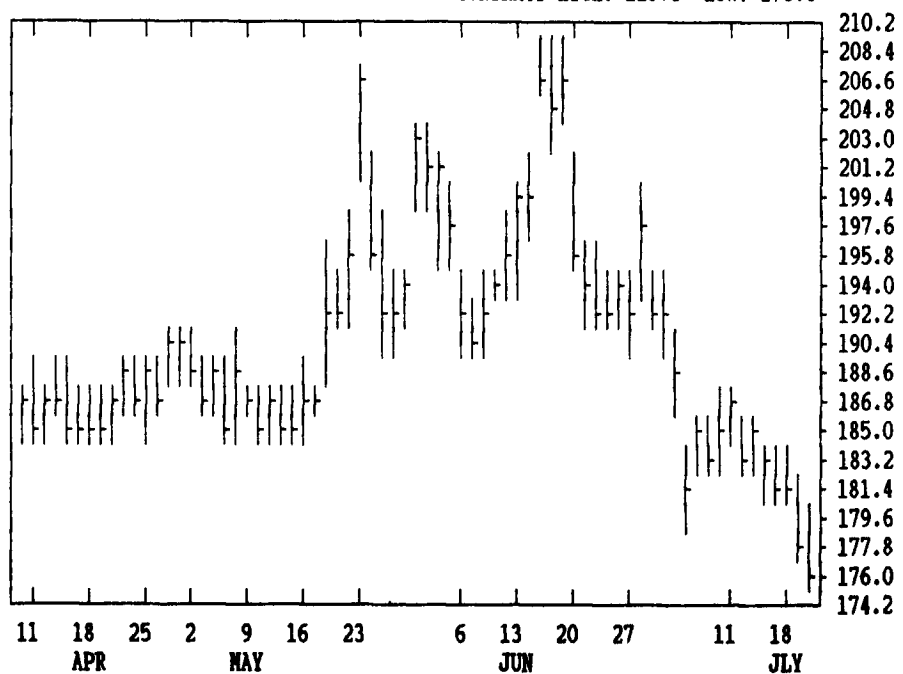
AUG SOYBEANS

CONTRACT HIGH: 7.350 LOW: 5.860



AUG SOYBEAN MEAL

CONTRACT HIGH: 225.0 LOW: 176.0



DTN FUTURES		TECHNICAL POINTS					SLOW STOCHASTIC			
PRICES ARE DECIMAL		MOVING AVERAGES			RSI'S		5 DAY		20 DAY	
CONTRACT	CLOSE	4-DAY	9-DAY	18-DAY	45-DAY	9DAY	14DAY	30DAY	%K	%D
WHEAT SEP	324.75	328.00	324.00	322.24	330.21	50.1	48.5	48.0	70	82
WHEAT DEC	338.00	340.94	336.67	334.67	341.97	51.8	49.9	49.0	71	83
KCWHT SEP	334.25	336.50	333.08	330.01	334.31	53.8	52.3	51.1	71	78
KCWHT DEC	340.75	342.81	339.44	336.83	341.47	53.8	52.0	50.9	75	80
MNWHT SEP	337.00	339.37	336.22	331.01	334.08	55.1	54.0	52.5	71	77
CORN SEP	215.00	220.06	223.47	231.08	251.94	18.6	24.4	33.8	3	6
CORN DEC	218.00	221.12	223.47	229.46	247.48	24.9	30.2	36.9	4	10
CORN MAR	227.25	229.94	232.22	237.81	254.70	25.2	30.5	37.0	4	8
OATS SEP	13.13	14.38	14.90	14.81	15.04	39.5	44.1	47.3	22	39
BEANS AUG	577.00	593.75	605.36	622.32	659.22	20.6	26.9	36.1	5	16
BEANS SEP	566.00	576.31	586.39	604.85	643.58	22.0	28.4	37.1	6	9
BEANS NOV	556.75	563.69	573.03	591.51	631.36	22.0	28.9	37.3	7	16
NEAL AUG	174.90	177.95	181.36	185.23	192.46	22.0	29.7	38.7	5	5
BNOIL AUG	23.99	24.30	24.43	25.04	26.84	31.7	33.1	37.2	23	44
CATTLE AUG	69.47	69.08	68.81	66.43	65.11	72.5	68.0	58.2	31	45
CATTLE OCT	71.88	71.51	71.41	69.75	68.38	73.6	68.5	58.5	35	46
FCTL AUG	79.97	79.28	78.99	76.89	74.62	78.3	72.8	61.2	58	60
HOGS AUG	45.40	44.84	44.68	44.45	45.86	58.8	51.9	46.1	79	72
HOGS OCT	41.22	41.09	41.34	41.43	42.77	44.6	43.0	41.9	27	32
PKBLS JUL	33.00	32.93	34.51	35.56	39.57	32.9	33.5	35.0	32	24

CORN				CHICAGO WHEAT				K.C. WHEAT						
	HIGH	LOW	LAST CHG		HIGH	LOW	LAST CHG		HIGH	LOW	LAST CHG			
SEP	2170	2146	2150*	-32	SEP	3280	3240	3246*	-42	SEP	3366	3334	3342*	-34
DEC	2196	2176	2180*	-22	DEC	3410	3374	3380*	-36	DEC	3430	3394	3406*	-22
MAR	2290	2270	2272*	-20	MAR	3460	3424	3430*	-40	MAR	3434	3404	3410*	-34
MAY	2354	2330	2334*	-20	MAY	3394	3364	3364*	-44	MAY	3364	3350	3360*	-20
JLY	2392	2372	2374*	-20	JLY	3234	3210	3220*	-16	JLY	3210	3196	3196*	-6
SEP	2414	2392	2392*	-30	SEP					SEP	3390	3354	3370*	-24
DEC	2432	2402	2402*	-34	DEC					DEC	3434	3404	3420*	-20
MAR					MAR					MAR	3490	3460	3470*	-20
MAY					MAY					MAY		3410*	-20	
AUG	5860	5736	5770*	-92	MAY	1274	1270	1270*	-14	JLY		3270b	-40	
SEP	5720	5620	5660*	-42	SEP					SEP				
NOV	5614	5540	5566*	-12	AUG	1769	1743	1749*	-13	AUG	2415	2363	2399*	+4
JAN	5680	5610	5644*	-6	SEP	1765	1739	1744*	-9	SEP	2410	2350	2394*	+5
MAR	5760	5696	5724*	-4	OCT	1740	1722	1726*	-5	OCT	2350	2306	2342*	+9
MAY	5810	5754	5784*	-12	DEC	1735	1720	1728*	0	DEC	2322	2282	2309*	+7
JLY	5840	5784	5812*	-12	JAN	1740	1727	1735*	0	JAN	2318	2290	2315*	+6
SEP	5790	5780	5790*	-34	MAR	1755	1740	1750*	+3	MAR	2320	2295	2320*	+5
NOV	5820	5784	5806*	0	MAY	1765	1753	1756*	+3	MAY	2320	2293	2320*	0
JAN					JLY	1780	1767	1775*	+4	JLY	2325	2300	2325*	+5

LIVE CATTLE				FEEDER CATTLE				LIVE HOGS						
	HIGH	LOW	LAST CHG		HIGH	LOW	LAST CHG		HIGH	LOW	LAST CHG			
AUG	6975	6860	6947*	+75	AUG	8015	7930	7997*	+65	JLY	4660	4577	4655*	+77
OCT	7195	7122	7187*	+57	SEP	7885	7800	7880*	+75	AUG	4550	4475	4540*	+70
DEC	7142	7095	7132*	+37	OCT	7855	7795	7842*	+50	OCT	4142	4075	4122*	+42
FEB	7075	7040	7052*	+12	NOV	7955	7890	7947*	+62	DEC	4110	4065	4110*	+40
APR	7210	7160	7167*	-10	JAN	7870	7792	7865*	+95	FEB	4080	4015	4067*	+57
JUN	6925	6827	6842*	-2	MAR	7700	7670	7697*	+60	APR	3997	3970	3992*	+32
AUG	6800	6745	6800*	+50	APR	7625	7585	7625*	+75	JUN	4490	4450	4490*	+20
OCT					MAY	7590	7580	7590*	+75	JLY	4490	4450	4490*	+10
SEP	7611	7415	7439*	-130	SEP	7256	7210	7246*	+24	JLY	3300	3247	3300*	+50
DEC	7625	7431	7456*	-130	DEC	7225	7181	7217*	+24	AUG	3290	3200	3277*	+65
MAR	7645	7475	7483*	-130	MAR	7190	7150	7185*	+24	FEB	4425	4335	4412*	+82
SEP	15486	15182	15202*	-226	SEP	9046	8866	9016*	+97	MAR	4380	4320	4362*	+97
DEC	15490	15180	15196*	-228	DEC	9060	8957	9043*	+96	MAY	4450	4400	4400*	+50
MAR	15480	15192	15192*	-228	SEP	45380	45110	45315u+125		JLY	4550	4470	4550*	+70
SEP	10263	10114	10143*	-15	DEC	45620	45370	45560a+115		DEC	6424	6270	6292*	-97
DEC	10340	10184	10218*	-14	MAR	45990	45745	45905a+115		MAR	6310	6306	6306*	-97
MAR	10390	10290	10302*	-11	JUN	46330	46085	46250a+120		JUN	6323	6308	6323*	-98