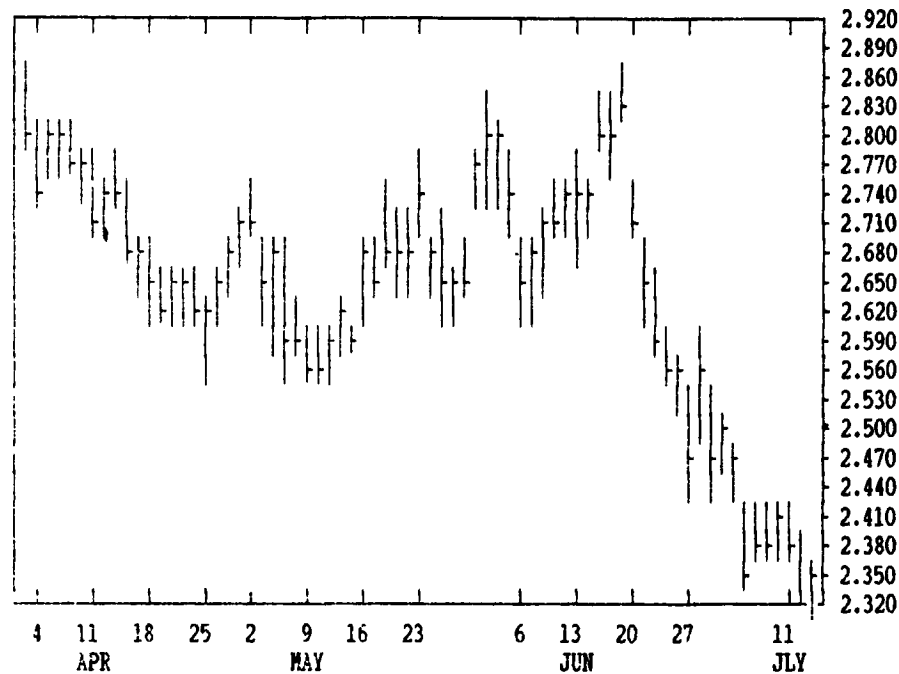


GRAIN, CATTLE AND HOG FUTURES MARKETS

(Closing bids: Thursday, July 14, 1994)

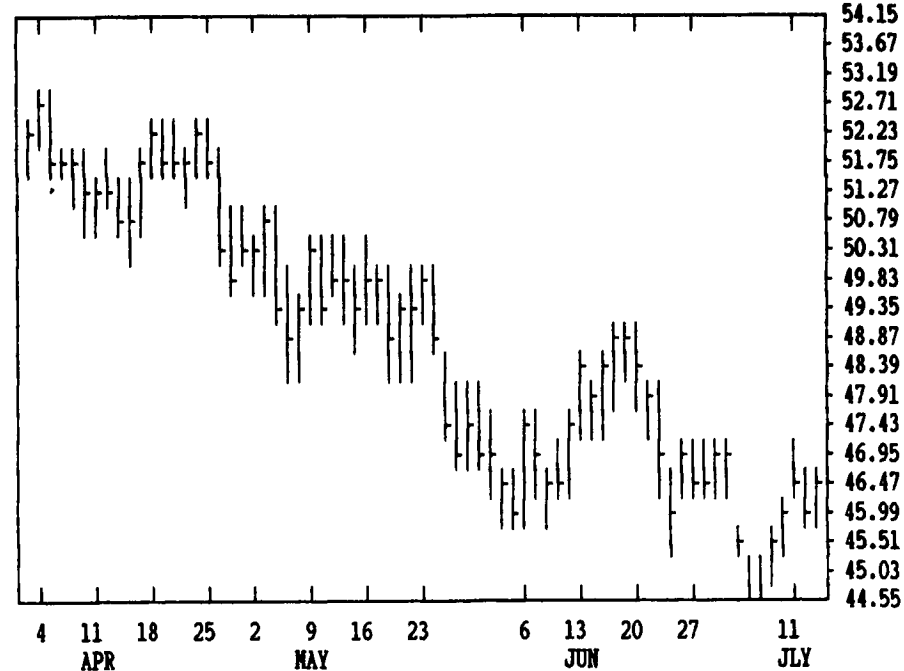
JUL CORN

CONTRACT HIGH: 3.164 LOW: 2.320



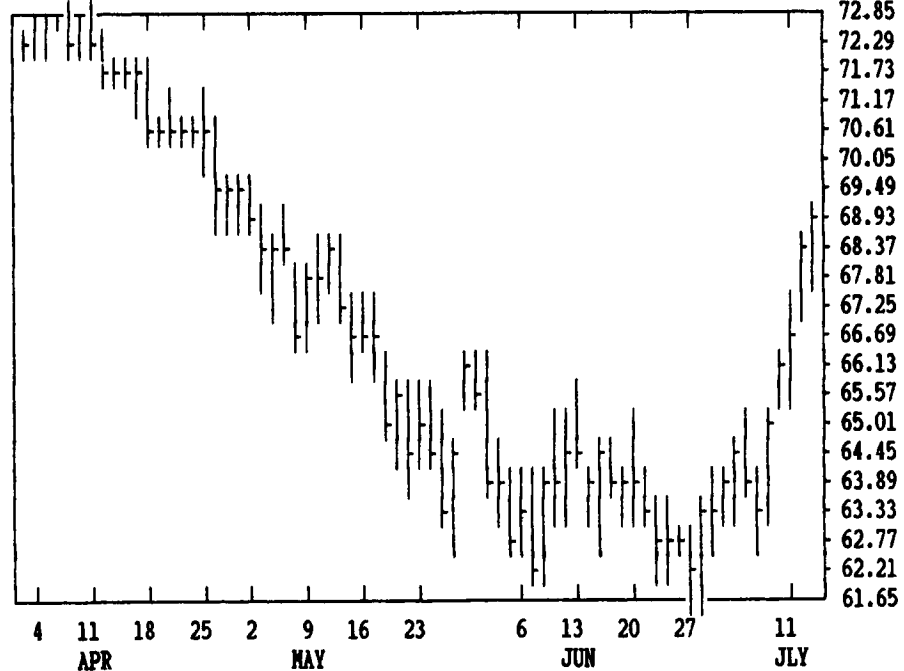
JUL LIVE HOGS

CONTRACT HIGH: 55.37 LOW: 44.55



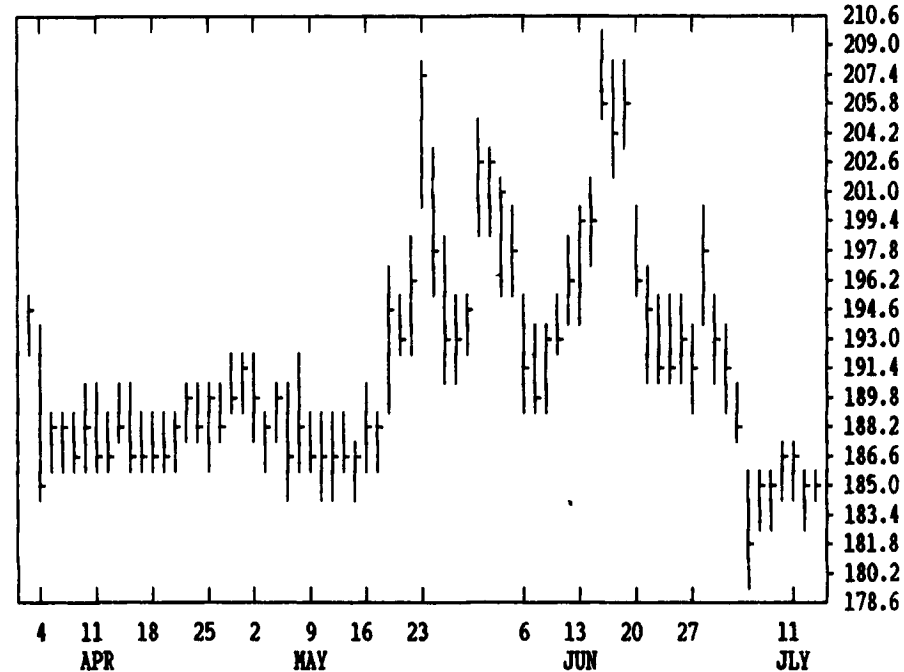
AUG LIVE CATTLE

CONTRACT HIGH: 73.87 LOW: 61.65



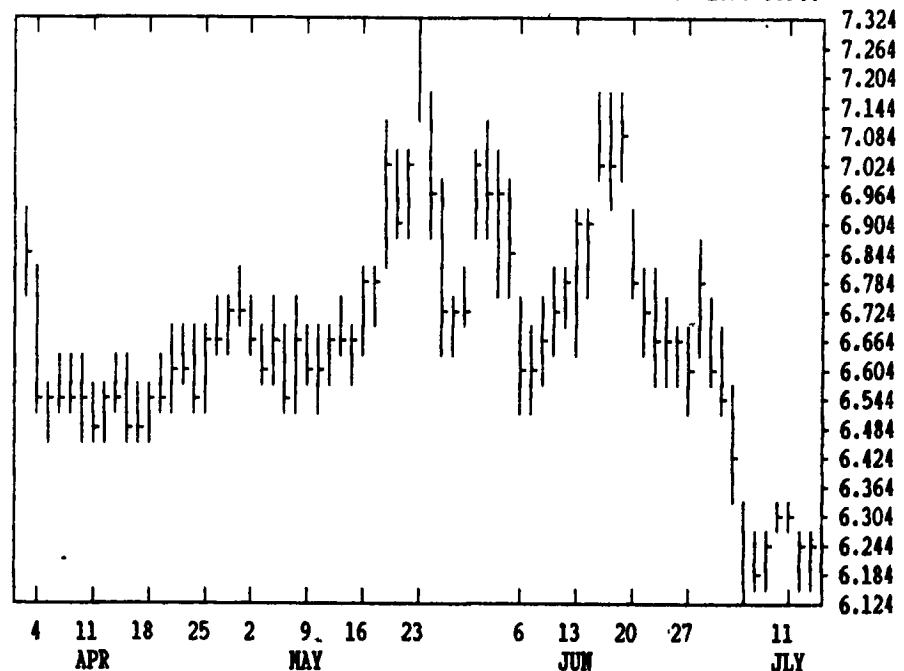
JUL SOYBEAN MEAL

CONTRACT HIGH: 230.0 LOW: 180.2



JUL SOYBEANS

CONTRACT HIGH: 7.500 LOW: 5.944



DTN FUTURES 14 07/13/94		TECHNICAL POINTS				SLOW STOCHASTIC						
PRICES ARE DECIMAL		MOVING AVERAGES				RSI'S						
CONTRACT	CLOSE	4-DAY	9-DAY	18-DAY	45-DAY	9DAY	14DAY	30DAY	%K	%D	%K	%D
WHEAT JUL	315.00	314.25	311.19	315.64	324.09	47.7	45.1	45.6	83	77	23	14
WHEAT DEC	334.25	333.00	331.50	335.24	341.84	47.1	45.5	46.9	73	63	18	12
KCWHT JUL	332.50	331.62	329.86	330.82	332.36	52.6	50.9	50.7	71	70	35	29
KCWHT DEC	338.25	336.50	334.67	336.87	340.55	52.5	49.6	49.6	76	66	32	27
MNWHT JUL	345.00	347.56	341.78	339.90	342.84	54.8	53.1	51.7	78	86	64	50
CORN JUL	235.75	237.19	240.14	250.31	262.23	32.9	34.3	37.7	24	29	6	6
CORN SEP	227.25	228.06	232.19	243.82	256.35	27.6	31.0	37.8	19	13	3	3
CORN DEC	226.25	226.56	230.06	240.11	250.98	31.8	34.9	39.6	24	15	3	3
OATS JUL	119.00	116.62	114.86	122.54	122.48	49.3	47.6	47.1	82	82	24	16
BEANS JUL	623.75	627.25	630.03	652.17	671.67	33.5	36.6	41.4	57	51	14	11
BEANS AUG	617.25	619.87	624.08	647.46	667.96	34.0	36.6	41.7	50	42	10	8
BEANS NOV	583.00	583.75	590.75	620.22	638.57	32.6	35.9	41.2	52	33	7	4
NEAL JUL	185.20	185.90	186.09	190.76	193.61	38.8	41.1	44.8	63	63	19	16
BNOIL JUL	24.69	24.67	24.90	25.99	27.48	34.6	34.9	38.3	43	37	13	10
CATTLE AUG	68.85	67.61	65.69	64.51	64.86	79.2	70.4	57.7	95	95	95	78
CATTLE OCT	71.75	70.76	69.32	68.32	68.16	79.8	71.1	58.8	97	95	97	86
FCTL AUG	79.30	77.99	76.40	74.84	74.35	83.9	74.7	60.5	95	93	97	92
HOGS AUG	44.55	44.23	43.91	45.15	46.34	46.7	43.9	42.4	92	80	26	16
HOGS OCT	41.35	41.31	41.07	42.24	43.14	42.0	40.7	40.8	90	81	30	18
PKBLS JUL	36.10	37.34	36.23	38.64	41.24	38.4	37.9	37.7	73	79	31	19

CORN				CHICAGO WHEAT				K.C. WHEAT						
JULY	HIGH	LOW	LAST	CHG	JULY	HIGH	LOW	LAST	CHG	JULY	HIGH	LOW	LAST	CHG
JULY	2376	2346	2356*	0	JULY	3150	3120	3120*	-30	JULY	3336	3322	3330*	+4
SEP	2286	2250	2254*	-16	SEP	3222	3200	3202*	-14	SEP	3320	3286	3290*	-30
DEC	2280	2242	2250*	-12	DEC	3352	3324	3326*	-14	DEC	3384	3356	3356*	-24
MAR	2362	2330	2336*	-12	MAR	3400	3372	3374*	-14	MAR	3386	3362	3364*	-16
MAY	2424	2396	2400*	-16	MAY	3344	3330	3332*	-6	MAY			3302*	-16
JULY	2464	2434	2436*	-16	JULY	3210	3200	3204*	-4					
SEP	2470	2460	2460*	-4										
DEC	2482	2460	2460*	-10										
MAR														
SOYBEANS				SOYBEAN MEAL				SOYBEAN OIL						
JULY	HIGH	LOW	LAST	CHG	JULY	HIGH	LOW	LAST	CHG	JULY	HIGH	LOW	LAST	CHG
JULY	6240	6114	6136*	-100	JULY	1850	1825	1838*	-14	JULY	2490	2420	2430*	-39
AUG	6184	6050	6080*	-92	AUG	1845	1820	1831*	-16	AUG	2492	2418	2429*	-40
SEP	5986	5874	5902*	-70	SEP	1828	1807	1819*	-10	SEP	2480	2415	2427*	-31
NOV	5854	5752	5786*	-42	OCT	1809	1780	1795*	-13	OCT	2425	2365	2380*	-20
JAN	5920	5830	5862*	-42	DEC	1807	1780	1792*	-14	DEC	2392	2332	2345*	-14
MAR	6000	5914	5950*	-32	JAN	1815	1787	1796*	-19	JAN	2392	2338	2350*	-13
MAY	6060	5974	6004*	-32	MAR	1825	1799	1807*	-21	MAR	2397	2342	2355*	-10
JULY	6094	6020	6040*	-36	MAY	1835	1812	1813*	-19	MAY	2398	2348	2360*	-10
AUG														
NOV	6040	5954	5970*	-44										

LIVE CATTLE				FEEDER CATTLE				LIVE HOGS						
AUG	HIGH	LOW	LAST	CHG	AUG	HIGH	LOW	LAST	CHG	JULY	HIGH	LOW	LAST	CHG
AUG	6935	6867	6917*	+32	AUG	7945	7860	7917*	-12	JULY	4725	4620	4702*	+42
OCT	7175	7117	7170*	-5	SEP	7830	7775	7815*	-10	AUG	4510	4400	4480*	+25
DEC	7142	7090	7140*	-2	OCT	7830	7770	7812*	-12	OCT	4210	4095	4205*	+70
FEB	7080	7020	7080*	-5	NOV	7930	7875	7917*	-10	DEC	4105	4010	4105*	+60
APR	7212	7155	7187*	-15	JAN	7860	7825	7837*	-30	FEB	4065	3975	4045*	+62
JUN	6900	6870	6870*	-15	MAR	7710	7675	7710*	-30	APR	3980	3905	3960*	+65
AUG		6780	6780*	-10	APR	7640	7635	7640*	-30	JUN	4490	4400	4485*	+62
OCT					MAY		7585	7595*	-10	JULY	4500	4415	4500*	+70
SWISS FRANC				CANADIAN DOLLAR				PORK BELLIES						
SEP	HIGH	LOW	LAST	CHG	SEP	HIGH	LOW	LAST	CHG	JULY	HIGH	LOW	LAST	CHG
SEP	7720	7619	7634u	-78	SEP	7232	7213	7222d	-5	JULY	3560	3410	3410*	-200
DEC	7740	7647	7655a	-78	DEC	7198	7187	7196a	-1	AUG	3425	3225	3335*	-17
MAR	7755	7680	7690a	-73	MAR	7163	7160	7163u	-5	FEB	4452	4230	4350*	+97
BRITISH POUND				US DOLLAR INDEX										
SEP	HIGH	LOW	LAST	CHG	SEP	HIGH	LOW	LAST	CHG					
SEP	15684	15566	15590u	-70	SEP	8865	8772	8854u	+72					
DEC	15670	15560	15590u	-70	DEC	8884	8803	8865b	+60					
MAR	15680	15560	15600b	-60										