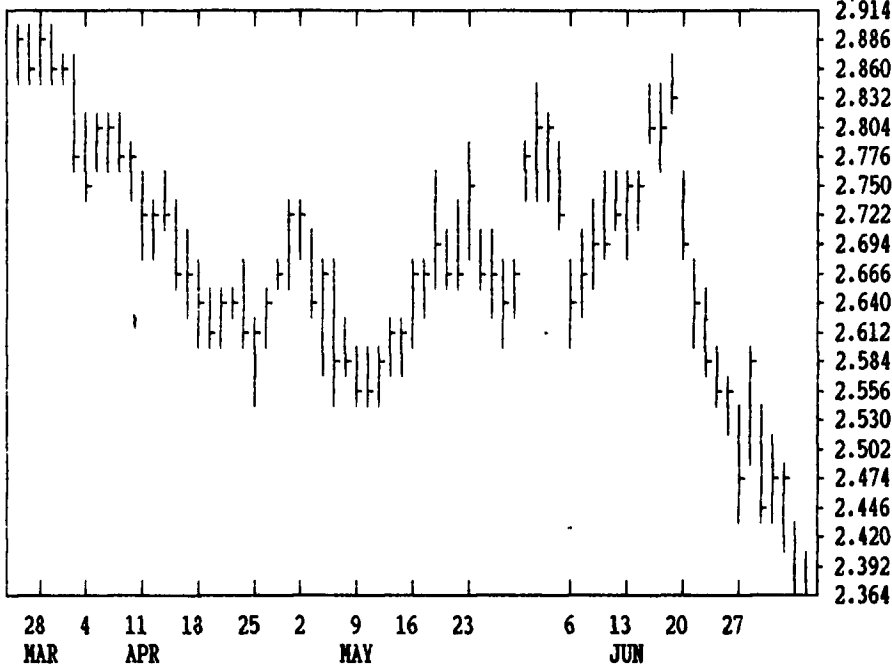


GRAIN, CATTLE AND HOG FUTURES MARKETS

(Closing bids: Thursday, July 7, 1994)

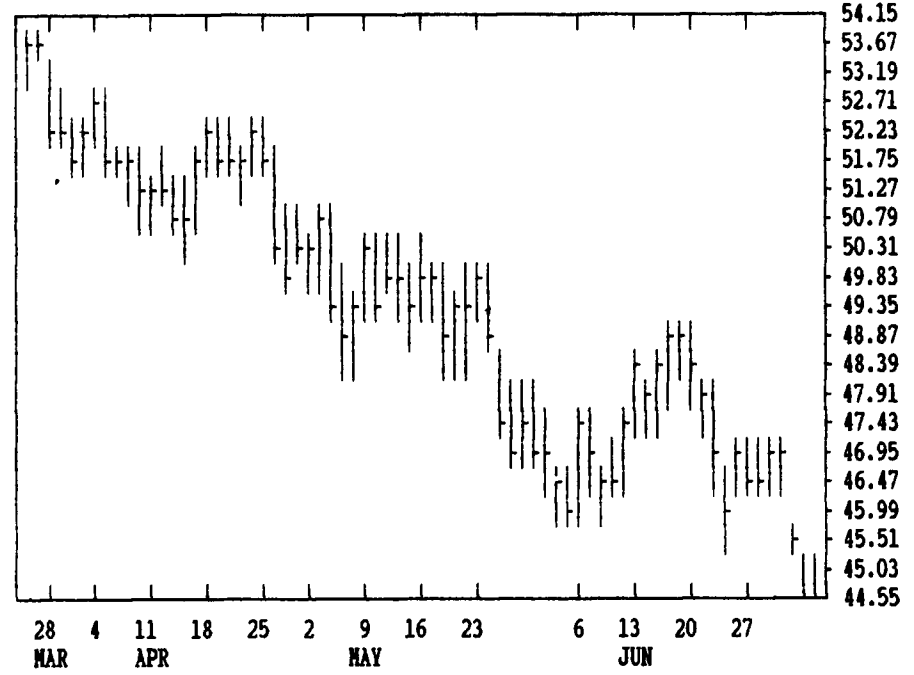
JUL CORN

CONTRACT HIGH: 3.164 LOW: 2.364



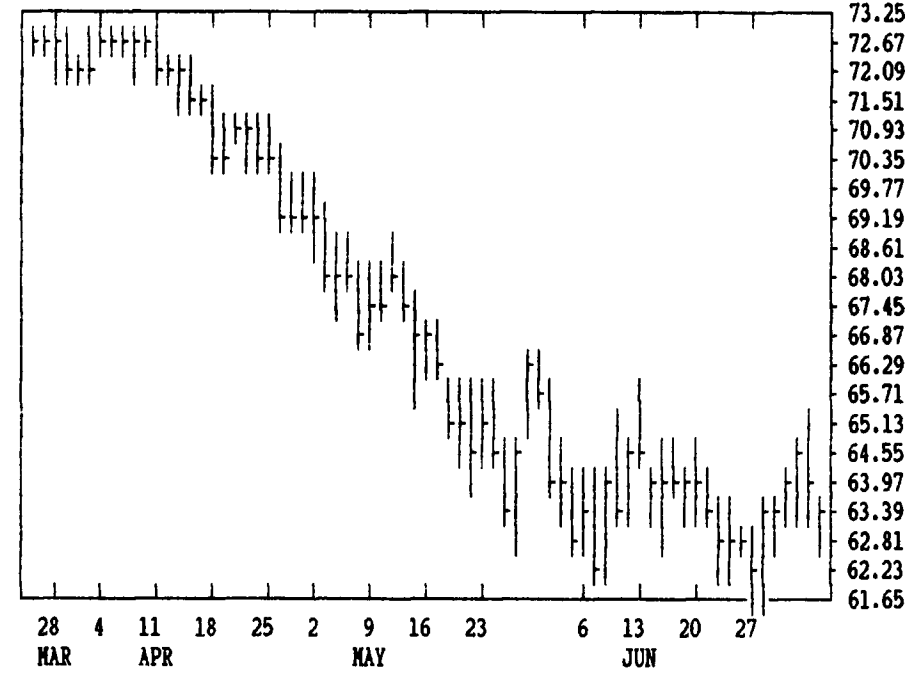
JUL LIVE HOGS

CONTRACT HIGH: 55.37 LOW: 44.55



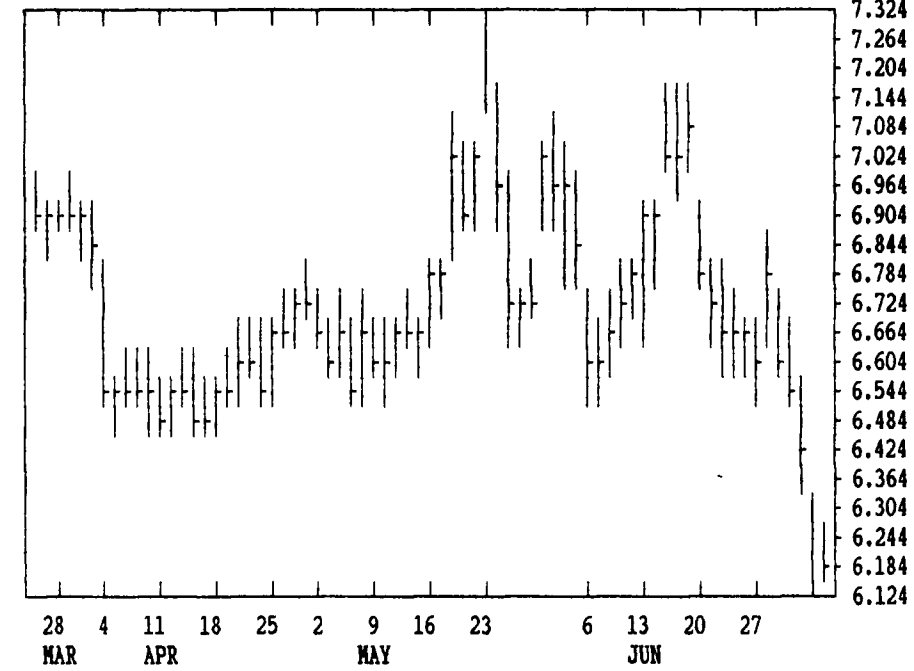
AUG LIVE CATTLE

CONTRACT HIGH: 73.87 LOW: 61.65



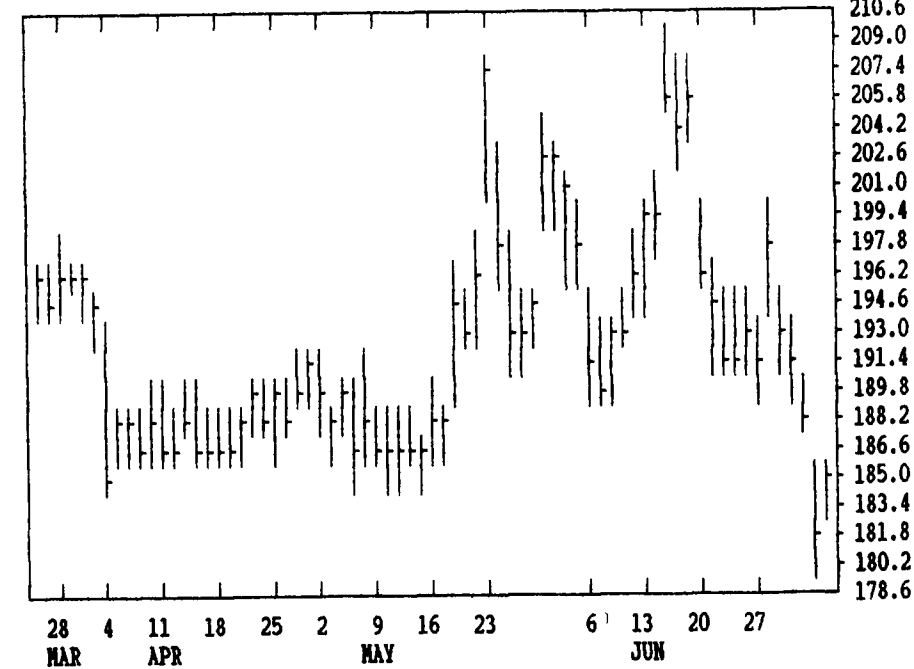
JUL SOYBEANS

CONTRACT HIGH: 7.500 LOW: 5.944



JUL SOYBEAN MEAL

CONTRACT HIGH: 230.0 LOW: 180.2



DTN FUTURES	14 07/06/94	TECHNICAL POINTS				SLOW STOCHASTIC				
		MOVING AVERAGES				RSI'S				
CONTRACT	CLOSE	4-DAY	9-DAY	18-DAY	45-DAY	9DAY	14DAY	30DAY	5 DAY	20 DAY
WHEAT JUL	305.25	309.25	312.94	322.83	325.95	25.5	31.8	39.5	16	21
WHEAT DEC	326.75	331.00	333.67	342.17	343.03	28.2	34.6	41.9	21	30
KCWHT JUL	328.00	328.81	328.67	334.93	332.29	43.3	45.2	47.7	60	64
KCWHT DEC	332.00	333.56	334.39	342.15	340.86	35.5	40.1	45.2	46	55
MNWHT JUL	332.00	336.19	334.58	341.69	342.12	39.0	42.3	46.0	59	77
CORN JUL	238.25	243.12	248.67	261.21	264.86	28.5	32.1	36.9	13	18
CORN SEP	230.25	236.81	243.08	256.04	259.08	25.7	30.6	38.5	9	18
CORN DEC	228.75	234.50	239.22	251.25	252.99	31.0	34.9	39.9	12	25
OATS JUL	112.25	113.06	120.58	125.43	122.31	32.7	37.5	41.8	11	7
BEANS JUL	620.00	634.25	652.25	670.87	675.81	28.7	33.8	40.0	7	9
BEANS AUG	614.50	629.94	648.33	667.54	672.32	28.2	33.4	40.4	5	7
BEANS NOV	581.00	599.81	621.72	644.18	642.46	27.6	33.4	40.1	2	6
NEAL JUL	184.60	186.57	190.60	195.16	193.90	35.4	39.2	43.9	15	12
BNOIL JUL	24.25	25.16	26.05	26.82	27.87	19.9	25.8	34.4	4	8
CATTLE AUG	63.38	63.96	63.46	63.78	64.97	44.9	43.9	40.9	65	81
LCV4 OCT	67.47	68.01	67.54	67.60	68.17	47.1	46.7	44.1	69	82
FCTL AUG	74.70	74.94	74.10	73.54	74.33	59.7	54.8	47.6	78	86
HOGS AUG	42.88	43.68	44.72	46.15	46.77	23.7	29.2	35.2	6	13
LHV4 OCT	39.95	40.93	41.99	43.16	43.43	20.4	25.9	33.1	4	11
PKBLS JUL	34.03	35.18	37.40	40.13	42.31	18.2	24.4	31.1	3	4

CORN				CHICAGO WHEAT				K.C. WHEAT				
HIGH	LOW	LAST	CHG	HIGH	LOW	LAST	CHG	HIGH	LOW	LAST	CHG	
JLY 2406	2372	2400*	+16	JLY 3074	3040	3066*	+14	JLY 3284	3250	3270*	-10	
SEP 2320	2292	2302*	0	SEP 3154	3124	3150*	+14	SEP 3260	3222	3250*	+6	
DEC 2292	2260	2262*	-24	DEC 3284	3254	3274*	+6	DEC 3330	3310	3316*	-2	
MAR 2372	2346	2350*	-16	MAR 3332	3310	3320*	0	MAR 3340	3320	3320*	-20	
MAY 2436	2410	2412*	-12	MAY 3294	3260	3280*	0	MAY 3260	3256	3260*	-4	
JLY 2466	2446	2454*	-4	JLY 3180	3162	3172*	-12	MINN WHEAT				
SEP 2454	2436	2444*	-2	OATS				JLY 3414	3360	3410*	+90	
DEC 2436	2420	2430*	+2	JLY 1160	1134	1150*	+26	SEP 3256	3200	3244*	+40	
MAR	SOYBEANS				SEP 1180	1150	1162*	+20	DEC 3300	3260	3294*	+22
JLY 6260	6200	6242*	+42	DEC 1236	1212	1216*	+14	MAR 3340	3340	3340*	+4	
AUG 6210	6140	6174*	+30	MAR 1280	1274	1274*	+24	MAY 3324	3324	3324*	-4	
SEP 6030	5940	5984*	+30	SOYBEAN MEAL				SOYBEAN OIL				
NOV 5874	5790	5824*	+14	JLY 1855	1838	1849*	+3	JLY 2480	2435	2474*	+49	
JAN 5940	5864	5894*	+16	AUG 1851	1836	1844*	-2	AUG 2480	2440	2468*	+36	
MAR 6010	5950	5964*	+14	SEP 1838	1823	1831*	0	SEP 2475	2433	2459*	+32	
MAY 6070	6000	6032*	+26	OCT 1809	1795	1803*	0	OCT 2418	2386	2397*	+16	
JLY 6120	6060	6080*	+10	DEC 1803	1786	1795*	-1	DEC 2388	2355	2361*	+3	
AUG	LIVE CATTLE				JAN 1807	1795	1799*	-2	JAN 2390	2365	2366*	-1
NOV 6010	5950	5956*	-2	MAR 1820	1806	1810*	-2	MAR 2400	2375	2380*	-3	
LIVE CATTLE				MAY 1830	1815	1815*	0	MAY 2415	2390	2390*	-3	

LIVE CATTLE				FEEDER CATTLE				LIVE HOGS				
HIGH	LOW	LAST	CHG	HIGH	LOW	LAST	CHG	HIGH	LOW	LAST	CHG	
AUG 6487	6347	6487*	+150	AUG 7620	7465	7585*	+115	JLY 4570	4505	4562*	+82	
OCT 6897	6755	6882*	+135	SEP 7552	7397	7527*	+120	AUG 4380	4300	4355*	+67	
DEC 6950	6825	6892*	+65	OCT 7545	7395	7497*	+92	OCT 4100	4010	4072*	+77	
FEB 6947	6845	6892*	+52	NOV 7675	7535	7617*	+87	DEC 4067	4020	4045*	+25	
APR 7110	7020	7035*	+15	JAN 7615	7540	7605*	+112	FEB 4045	3977	3980*	-7	
JUN 6800	6730	6730*	+10	MAR 7520	7460	7500*	+77	APR 3975	3910	3912*	-15	
AUG 6705	6705*	6705*	+15	APR 7450	7380	7430*	+60	JUN 4450	4410	4417*	-17	
OCT	SWISS FRANC				MAY 7420	7420	7420*	+55	JLY 4440	4410	4435*	0
SEP 7569	7497	7561a	+13	CANADIAN DOLLAR				PORK BELLIES				
DEC 7588	7520	7579u	+12	SEP 7199	7173	7181u	-16	JLY 3602	3395	3602*	+200	
MAR 7600	7547	7600b	+6	DEC 7147	7135	7147u	-12	AUG 3500	3300	3495*	+195	
BRITISH POUND				MAR 7114	7105	7114u	-8	FEB 4315	4125	4270*	+155	
SEP 15440	15330	15370d	-84	US DOLLAR INDEX				MAR 4272	4160	4160*	+87	
DEC 15430	15320	15350d	-98	SEP 9010	8945	8960a	+5	MAY 4355	4310	4355*	+155	
MAR 15400	15330	15360a	-82	DEC 8980	8980	8980u	0	JLY 4420	4350	4350*	-70	
JAPANESE YEN				S&P 500 INDEX				GERMAN MARK				
SEP 10200	10112	10178d	+1	SEP 44970	44675	44860u	+180	SEP 6367	6315	6358d	+11	
DEC 10277	10196	10260u	+1	DEC 45210	44930	45085a	+155	DEC 6371	6325	6363b	+9	
MAR 10355	10330	10350a	+2	MAR 45520	45300	45420a	+150	MAR 6340	6330	6380a	+11	
				JUN 45850	45630	45750a	+120	JUN 6384	6356	6384*	+28	