

CENTRAL VIRGINIA FARMS: Farms available from 5 to 500 acres, reasonable prices, very low taxes, farmer friendly communities, agricultural economy, free catalog.

State Wide Realty Co.
Farmville, Virginia
804-392-6163
Farms & Rural Properties
Low Prices, Low Taxes, Free Catalog

NORTHUMBERLAND COUNTY

48 Acre General Farm, near Watsontown, 3 bedroom brick house, bank barn, 2 silos 16 x 60 & 16 x 40, loose housing w/bunk feeder. Limestone soil, all tillable, \$169,000

Harry Zimmerman
717-299-4885; 1-800-472-2641



250 N. Duke St.
Lancaster, PA 17602

350 ACRES 150 tillable 60 cow barn with universal pipeline, 5 milkers with Automatic take offs 1000 gal bulk tank 5 BR 2 bath home & old schoolhouse on corner lot \$149,900

UNLIMITED POSSIBILITIES: 72 tie stalls in main barn plus 50x100 addition with 100 freestalls, Universal 2" pipeline, 1000 gal bulk tank Come complete with 75 Holsteins making about 2 tons of milk per day And a full line of field equipment. Excellent 5 Br home \$299,900 owner financing w/25% down

RUSSEL J FINLEY
BROKER • OWNER

Rural Properties, Farms
Residential, Business

Finley Real Estate

24 Hour Phone # 315-393-6325

CENTRAL PENNSYLVANIA FARMS, FARMETTES, LAND AND CABINS

Our Farm and Land Division currently has many farms, farmettes, land parcels, and cabins available in central Pennsylvania. We would be happy to send you a free farm and farmette list and/or rural land and cabin list.

See the June 25th or May 28th issues for a complete farm and farmette inventory

Farm and Land Division

Fred Strouse (814) 364-1705
Mel Rocky (814) 466-6688
Terry Gingher (814) 364-1169
Jim Harpster (814) 238-2525



245 S. Allen St.,
State College, PA 16801
(814) 234-4000
1-800-876-3395

POTTER COUNTY, PA HUNTERS & SPORTSMEN'S GROUPS TAKE NOTICE!

811 Acres of the great outdoors. Very secluded with a recent survey with boundaries marked. Deeded access on private, gated road assures remoteness yet accessibility. Splendid views plus plenty of trails. Escape the crowds of the city. A truly superior property! Sale Price \$365,000. (AF-811.2)

WOODED HIDEAWAY - 127 Acres of Forest Land. Outstanding views, many trails already in. Could be private hunting or recreation area. Located just North of Germania. Private access. Hurry on this one! \$57,150 (#AF-127)

WOODS WITH THE GOODS - 250 Acres south of Galeton, excellent hunting or build that year-round private or home. Plenty of trails and superb views! Sale Price \$87,500 (#AF-250)

RED LODGE REAL ESTATE
1 (800) 342-5025

So. Northumberland Co. & Surrounding Counties

36 acres, 26 tillable, private, home, barn, garage, pond. Rent Options Possible.

75 acres, no house, road frontage, Douglas Fir, Norway Spruce, Colorado Blue Spruce & others (40,000), woods, stream, tillable. 100% Owner Financing.

6 miles north of Gratz. 20 to 100 acres, large home, beef barn, silos, machine shed. Rent Option Possible.

Near Gratz. 100 acres, 91 tillable, large home, barns, 10,000 Christmas trees. Rent Option or Low Down Possible. These two farms are adjacent to each other.

17 acres, large barn, log home, private & secluded, large pond, 12 acres tillable, balance pasture. Home needs work, Owner to pay for materials. Rent Option or No Down Possible.

20 acres, large barn, home needs work, private & secluded, pond. Rent Option or No Down.

9,000 sheared Douglas Fir, Christmas trees & 1,000 Fraser. These can be bought over 1 to 4 year period.

3/4 acres wooded, \$29,000. Owner Financing.

16 acres, all tillable, \$49,000. Owner Financing.

PETER B. CORTELYOU

Real Estate Herndon, PA 17830
Peter B. Cortelyou, Broker 717-758-9177



BRUSH VALLEY

Amish equipped dairy farm on 86 acres. Good stream, dairy barn, 2 silos, 26x76 shop for chain saw business, 6 BDR house.



BRUSH VALLEY

Amish equipped farm with 4 greenhouses on 78 acres. Pond and 2 springs, 6 BDR house, good greenhouse business.

SUGAR VALLEY

Amish equipped house on 2 acres.

Call

Hiram Hershey, Broker
Thomas Hershey, Realtor associate
HERSHEY FARM AGENCY, INC.
REALTORS
1-800-880-3831 (new number)

THE REAL ESTATERS OF MANSFIELD

1671 S. Main St., Mansfield, PA 16933
(717) 682-2138 • Evening (717) 682-2363

PAINTER RUN LOCATION

Approx 159 wooded acres w/long frontage on T-790 Electric on site Approved sewage site for year round home or camp. Excellent deer & turkey hunting Stream thru property. Just \$695 per acre. M-369

SMALL BEEF OR HORSE FARM

2 story bank barn and pole barn/machinery shed set up for beef. Approx. 90 acres (will survey in spring) w/tillable, pasture, woods and small pond. 1 1/2 story farm house needing some repairs. Asking \$89,900. Wells Township, Bradford County, Troy Schools. M-410

BORDERS STATE FOREST


1.3 surveyed acres bordering State Forest between Blossburg and Ogdensburg in Southern Tioga County. Approved perc site for pressure dose sand mound w/1,000 gallon concrete tank and privy top in place Just \$11,900 M-377

TIOGA COUNTY DAIRY FARM

60 tie stall barn w/40 cows on pipeline now and 14 more ready to hook on for \$1,200 Currently 4 rows + box stalls on 2 barn cleaners 2 silos w/unloaders, 2 outbuildings, 2 bdrm trailer for hired man 3 to 4 bdrm, 2 story farmhouse 82 acres w/additional 100+ leased for \$1,500 Just \$149,900 M-416

CAMP ON 10+ ACRES

All wooded in Covington Township on privately maintained road Walking distance to State Forest Perc site available 1,000 gallon privy in place 20x24 camp on piers w/10x16 deck Propane stove and refrigerator included Wired for generator Just \$21,900. M-330.



FOR GARAGES, HORSE BARN, GAZEBOS, STORAGE BARN, COMMERCIAL BUILDINGS, ETC.

Cupolas and Weather Vanes

REDWOOD BIRD FEEDERS

MANNIE'S WOOD SHOP

58 Queen Rd (1/4 mile S. of Intercourse) Gordonville, PA 17529

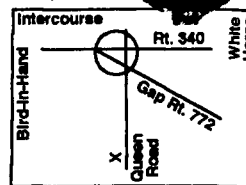
Ventilate and Decorate

Cupolas Manufactured

&

Custom Built

COME & SEE OUR INVENTORY ON DISPLAY



103 Acre Limestone Farm
Lebanon Co., Pa.

23 Acre M/L Farmette
Bethel Twp., Berks Co., PA — \$159,000


RICH BRANDT FARM REAL ESTATE

2033 Penn Avenue, West Lawn
Reading, PA 19609
(717) 274-3622 - Office - (610) 878-1122
FAX: 610-878-8158

FARMS & ESTATES

"Maximize Your Land Value"

Rezonings • Subdivisions • Master Planning
Surveying • Land Planning • Civil Engineering • Architecture



CALL RICK LONGO, PE, AIA
610-274-8613 302-455-9873



BIG WOODS LAND CO. - 717-769-6445

PO Box 400, McElhattan, PA 17748

92 ACRES CLINTON CO.

TIMBER \$\$ BORDERS SPROUL STATE FOREST.
OTHER LARGE PARCELS AVAILABLE

45 Acre Wooded Lot, excellent view, perc approved, electric, w/stream, 3 Miles from WOOLRICH, adjacent public property. \$45,000
92 Acres bordered by Sproul State

Forest, exceptional investment value, TIMBER. \$150,000
Route 44 across from Pat Reeder's Tavern 2.84, 2.80, 1.82 wooded lots, perc approved, electric, phone, hard road frontage, adjacent state

land w/snowmobile trail, hiking trail, cross country ski trail, equestrian trail. \$14 to \$25k.
880 Acres PINE CREEK VALLEY, exceptional timber value. \$880,000.