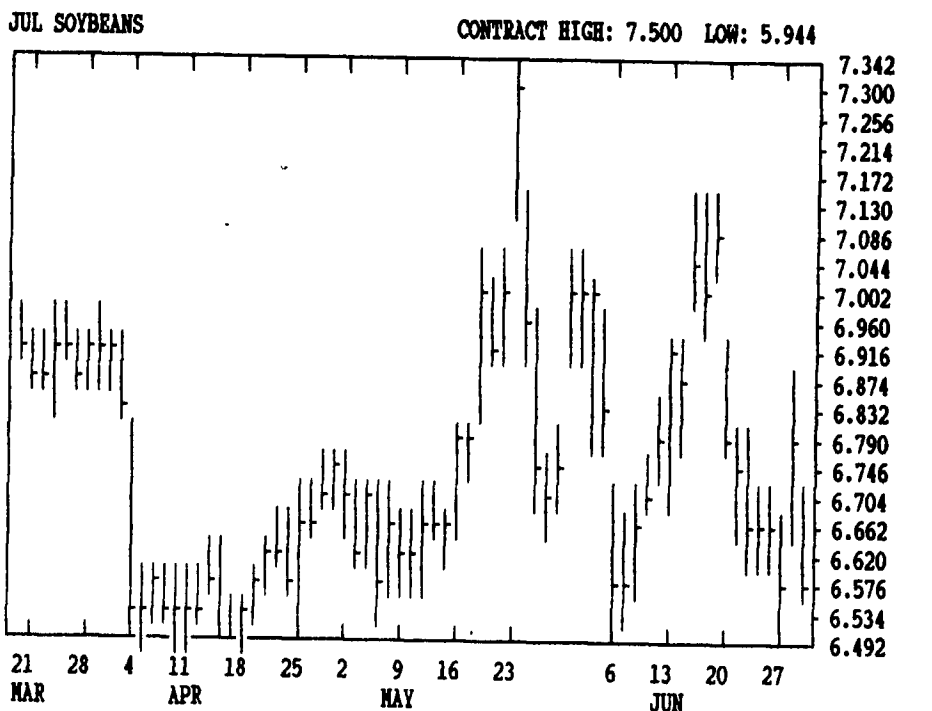
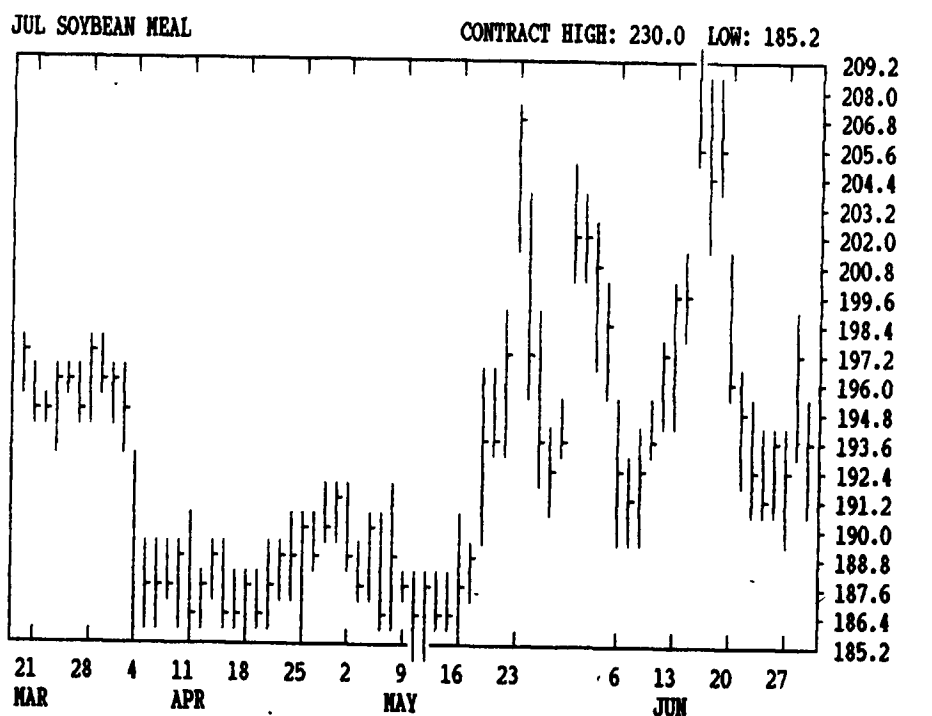
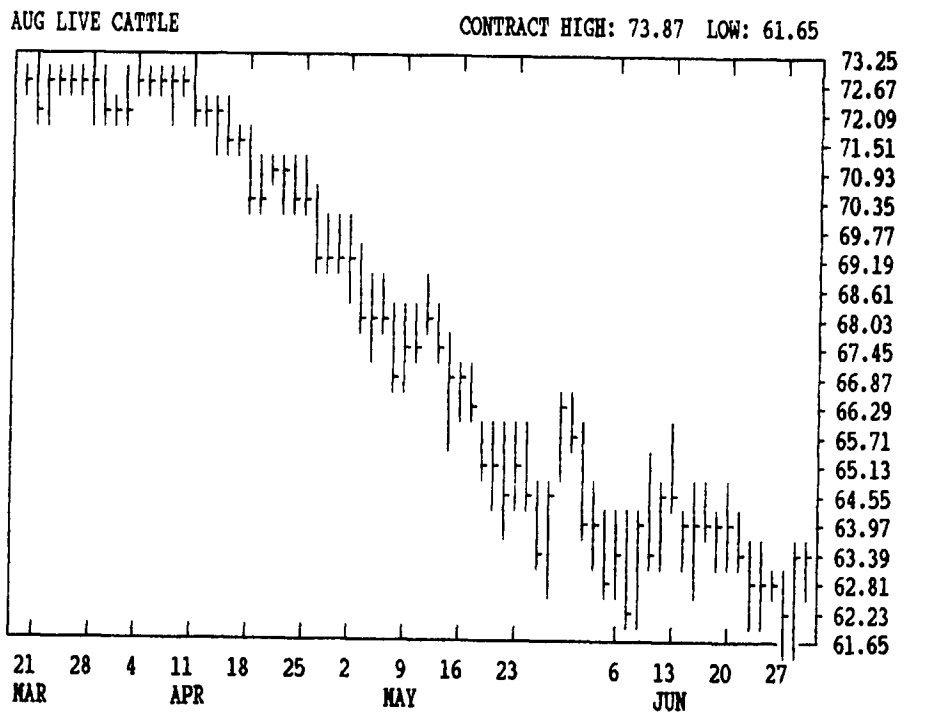
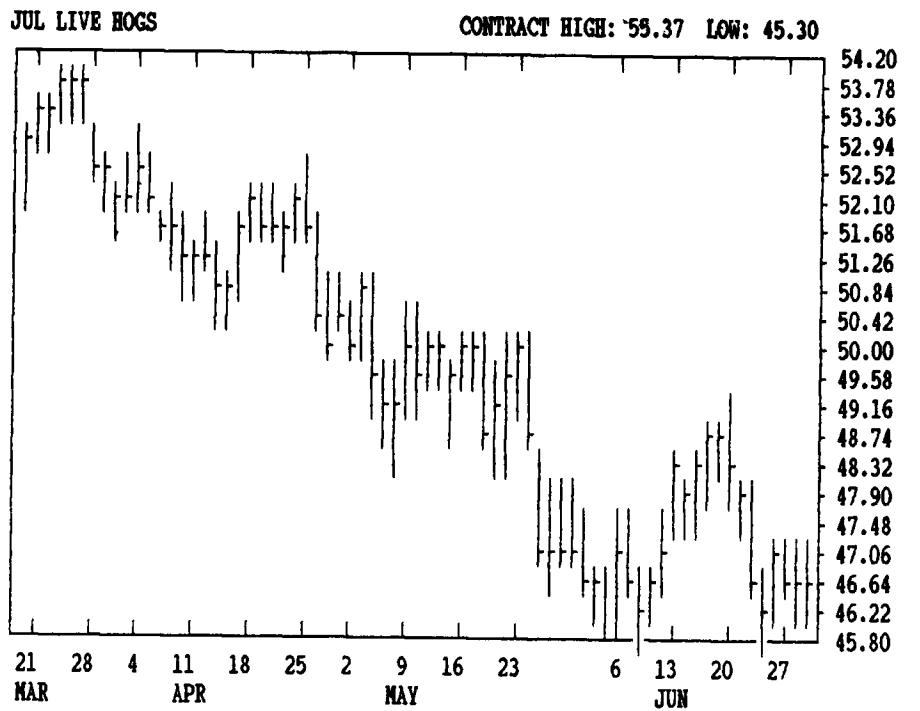
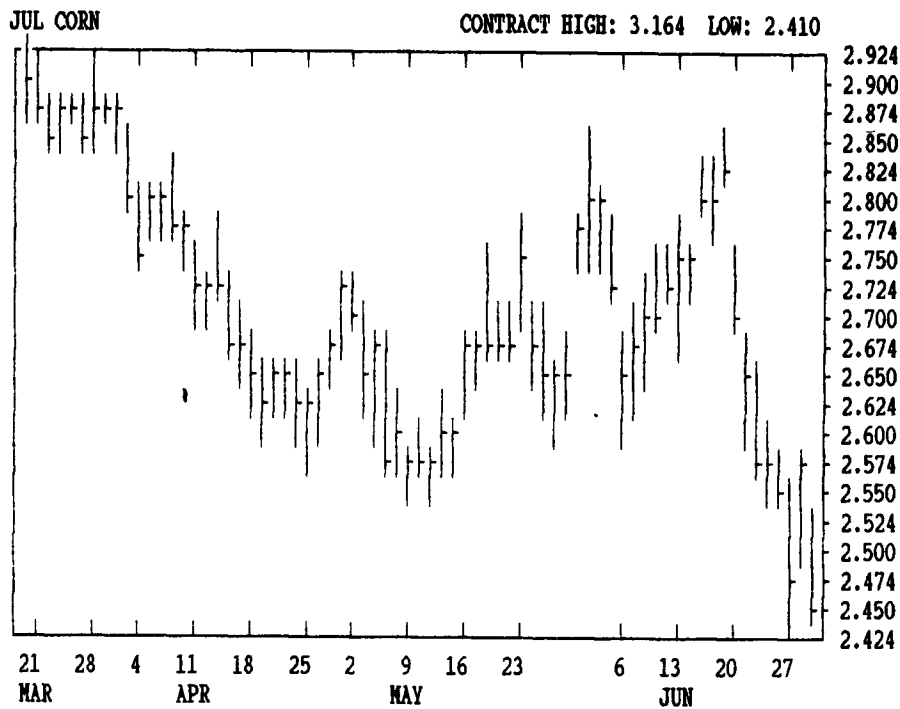


GRAIN, CATTLE AND HOG FUTURES MARKETS

(Closing bids: Thursday, June 30, 1994)



DTN FUTURES 14 06/29/94		TECHNICAL POINTS				SLOW STOCHASTIC						
PRICES ARE DECIMAL		MOVING AVERAGES				RSI'S						
CONTRACT	CLOSE	4-DAY	9-DAY	18-DAY	45-DAY	9DAY	14DAY	30DAY	%K	%D	%K	%D
WHEAT JUL	315.50	315.75	320.08	328.65	327.55	36.0	39.4	44.0	42	27	13	14
WHEAT DEC	336.25	336.12	338.97	347.01	343.93	39.3	42.4	46.4	50	32	15	16
KCWHT JUL	328.25	328.13	331.78	337.25	332.28	40.6	44.1	47.8	27	18	19	29
KCWHT DEC	336.50	335.06	339.08	345.49	341.20	41.1	44.1	47.7	48	27	26	32
MNWHHT JUL	336.25	333.37	338.03	343.12	342.48	44.2	45.7	47.8	52	32	20	21
CORN JUL	246.25	252.06	260.47	266.97	267.16	30.7	34.4	38.9	30	21	11	14
CORN SEP	243.00	247.56	255.44	261.96	261.41	33.3	36.6	42.2	34	23	12	14
CORN DEC	239.75	243.00	250.17	255.93	254.86	37.0	39.7	43.2	41	27	14	16
OATS JUL	115.50	125.12	130.22	126.72	123.09	32.7	38.6	43.2	6	19	50	71
BEANS JUL	660.00	666.94	674.31	677.72	679.14	40.7	43.4	46.3	39	29	19	24
BEANS AUG	657.75	663.44	670.83	675.03	675.58	41.4	43.8	46.7	41	29	17	21
BEANS NOV	635.00	640.06	649.69	652.49	644.89	43.0	45.4	48.0	44	31	18	24
MEAL JUL	193.30	194.33	195.43	196.50	194.21	44.6	46.8	48.8	50	38	20	22
BNOIL JUL	26.54	26.70	27.08	27.29	28.18	37.7	39.4	42.9	29	21	11	12
CATTLE AUG	63.53	63.06	63.33	63.67	65.46	47.7	44.4	40.4	66	44	27	26
CATTLE OCT	67.95	67.25	67.33	67.36	68.47	56.4	51.1	45.6	65	43	39	38
FCTL AUG	73.90	73.47	73.29	73.06	74.63	58.0	51.2	44.7	71	64	69	63
HOGS AUG	45.47	45.53	46.40	46.72	47.20	37.4	40.1	41.6	23	16	25	42
HOGS OCT	42.72	42.88	43.42	43.74	43.69	37.0	40.2	41.9	23	20	18	34
PKBLS JUL	38.00	38.98	41.04	41.42	43.63	29.2	33.1	35.8	12	13	13	36

CORN				CHICAGO WHEAT				K.C. WHEAT						
HIGH	LOW	LAST	CHG	HIGH	LOW	LAST	CHG	HIGH	LOW	LAST	CHG			
JLY	2500	2462	2492* +30	JLY	3180	3124	3126* -26	JLY	3320	3200	3306* +24			
SEP	2464	2414	2444* +14	SEP	3276	3220	3222* -22	SEP	3324	3270	3296* +12			
DEC	2450	2392	2420* +22	DEC	3394	3336	3342* -20	DEC	3394	3350	3352* -12			
MAR	2524	2472	2496* +24	MAR	3430	3380	3382* -22	MAR	3410	3366	3370* -14			
MAY	2570	2520	2544* +22	MAY	3350	3310	3310* -30	MAY			3304* 0			
JLY	2594	2544	2570* +22	JLY	3250	3214	3214* -14	MINN WHEAT						
SEP	2504	2494	2494* +14	OATS				JLY	3380	3334	3364* +2			
DEC	2450	2412	2420* +6	JLY	1186	1154	1160* +4	SEP	3310	3252	3276* 0			
MAR				SEP	1214	1190	1194* +6	DEC	3382	3330	3350* +2			
SOYBEANS				DEC	1276	1254	1254* +6	MAR			3400* 0			
JLY	6664	6534	6584* -14	MAR	1312	1300	1304* +14	MAY			3400* +10			
AUG	6640	6514	6546* -30	SOYBEAN MEAL				SOYBEAN OIL						
SEP	6514	6374	6404* -62	JLY	1929	1908	1916* -17	JLY	2665	2616	2631* -23			
NOV	6394	6250	6286* -62	AUG	1936	1912	1919* -15	AUG	2678	2620	2638* -26			
JAN	6454	6320	6354* -50	SEP	1928	1906	1913* -11	SEP	2680	2620	2641* -24			
MAR	6500	6384	6420* -40	OCT	1905	1876	1889* -10	OCT	2660	2595	2611* -32			
MAY	6530	6420	6434* -64	DEC	1900	1870	1882* -10	DEC	2650	2580	2591* -36			
JLY	6580	6454	6484* -34	JAN	1900	1875	1885* -11	JAN	2640	2590	2590* -32			
AUG				MAR	1908	1885	1890* -15	MAR	2640	2585	2587* -32			
NOV	6180	6104	6116* -52	MAY	1900	1880	1890* -12	MAY	2640	2580	2590* -25			
LIVE CATTLE				FEEDER CATTLE				LIVE HOGS						
HIGH	LOW	LAST	CHG	HIGH	LOW	LAST	CHG	HIGH	LOW	LAST	CHG			
AUG	6430	6347	6415* +62	AUG	7480	7397	7467* +77	JLY	4717	4675	4707* +17			
OCT	6847	6785	6825* +30	SEP	7410	7340	7402* +67	AUG	4590	4525	4535* -12			
DEC	6930	6890	6922* +12	OCT	7410	7347	7410* +70	OCT	4307	4262	4275* +2			
FEB	6910	6882	6905* +10	NOV	7515	7450	7505* +62	DEC	4292	4250	4272* -15			
APR	7040	6985	7030* +55	JAN	7550	7490	7545* +95	FEB	4285	4235	4235* -32			
JUN	6725	6680	6705* +32	MAR	7450	7415	7450* +60	APR	4200	4120	4120* -72			
AUG	6660	6660	6660* +15	APR	7410	7370	7375* +40	JUN	4710	4650	4667* -57			
OCT				MAY	7385	7355	7360* +50	JLY	4690	4670	4670* -55			
SWISS FRANC				CANADIAN DOLLAR				PORK BELLIES						
SEP	7520	7430	7506* -7	SEP	7231	7195	7202* -3	JLY	3827	3710	3730* -70			
DEC	7535	7464	7525* -7	DEC	7188	7157	7160* -1	AUG	3805	3707	3722* -52			
MAR	7560	7552	7552* -7	MAR	7149	7116	7122* 0	FEB	4665	4485	4532* -132			
BRITISH POUND				US DOLLAR INDEX				MAR				4610	4410	4410* -130
SEP	15500	15344	15424* -18	SEP	9030	8963	8981* +9	MAY	4730	4650	4730* -75			
DEC	15480	15350	15418* -18	DEC	9048	8992	9005* +11	JLY	4820	4650	4820* 0			
MAR	15460	15380	15414* -18	S&P 500 INDEX				GERMAN MARK						
JAPANESE YEN				SEP	45015	44370	44435u-445	SEP	6316	6257	6299* -11			
SEP	10227	10144	10211* +5	DEC	45220	44610	44700u-430	DEC	6322	6274	6306* -11			
DEC	10304	10215	10290* +5	MAR	45560	44970	45040b-425	MAR	6324	6320	6320* -11			
MAR	10376	10350	10376* +5	JUN	45900	45380	45380a-430	JUN	6347	6315	6336* -11			