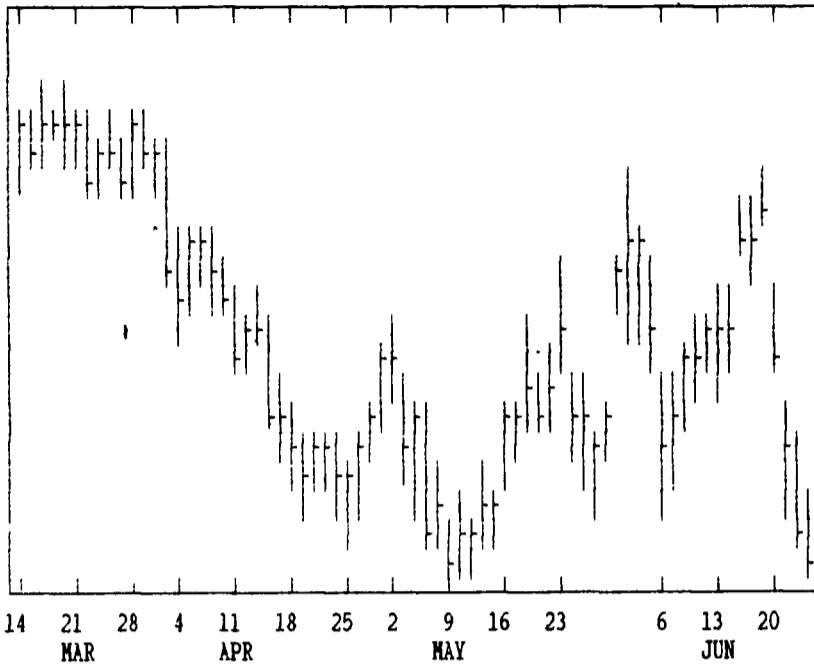


# GRAIN, CATTLE AND HOG FUTURES MARKETS

(Closing bids: Thursday, June 23, 1994)

JUL CORN

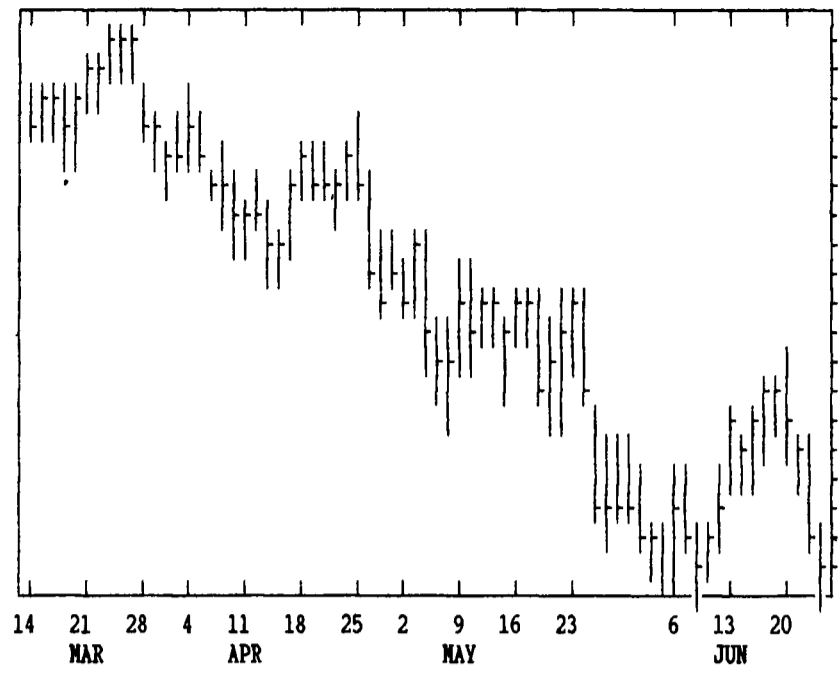
CONTRACT HIGH: 3.164 LOW: 2.410



2.984  
2.962  
2.940  
2.916  
2.894  
2.872  
2.850  
2.826  
2.804  
2.782  
2.760  
2.736  
2.714  
2.692  
2.670  
2.646  
2.624  
2.602  
2.580  
2.556  
2.534

JUL LIVE HOGS

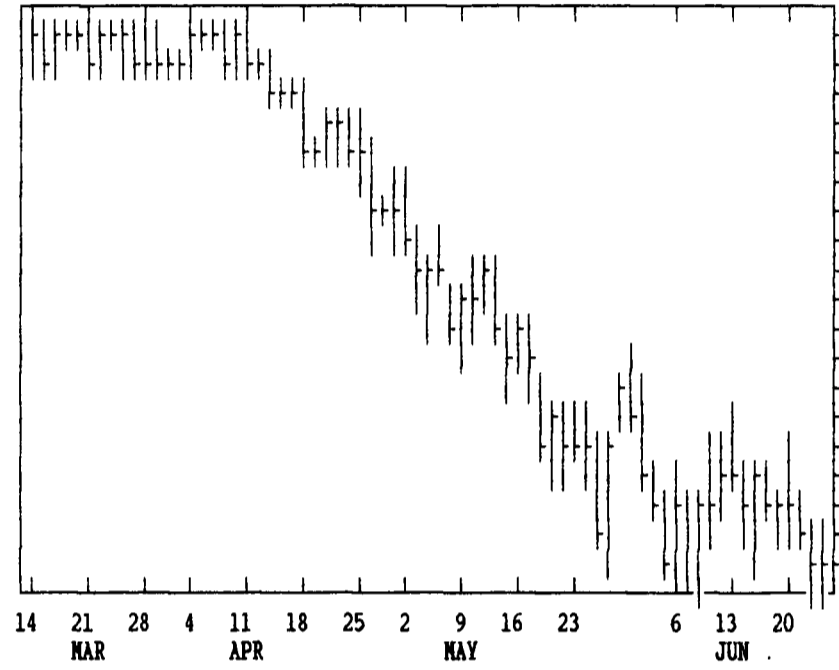
CONTRACT HIGH: 55.37 LOW: 45.30



54.20  
53.78  
53.36  
52.94  
52.52  
52.10  
51.68  
51.26  
50.84  
50.42  
50.00  
49.58  
49.16  
48.74  
48.32  
47.90  
47.48  
47.06  
46.64  
46.22  
45.80

AUG LIVE CATTLE

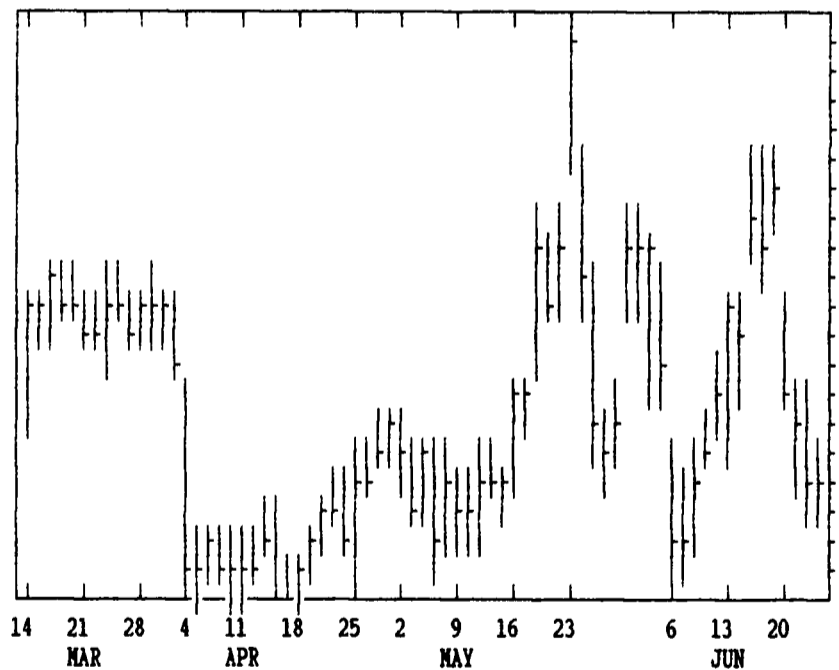
CONTRACT HIGH: 73.87 LOW: 62.15



73.35  
72.79  
72.23  
71.67  
71.11  
70.55  
69.99  
69.43  
68.87  
68.31  
67.75  
67.19  
66.63  
66.07  
65.51  
64.95  
64.39  
63.83  
63.27  
62.71  
62.15

JUL SOYBEANS

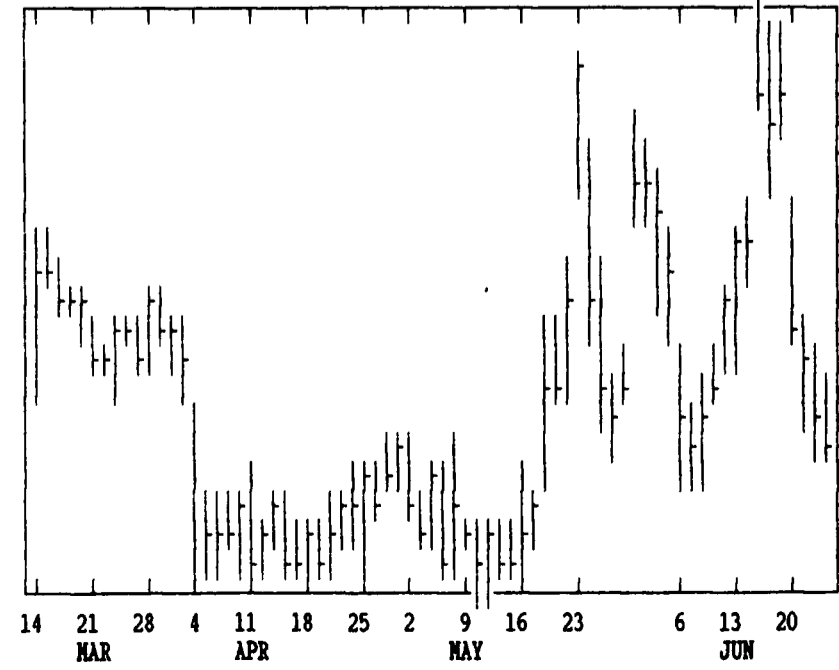
CONTRACT HIGH: 7.500 LOW: 5.944



7.342  
7.300  
7.256  
7.214  
7.172  
7.130  
7.086  
7.044  
7.002  
6.960  
6.916  
6.874  
6.832  
6.790  
6.746  
6.704  
6.662  
6.620  
6.576  
6.534  
6.492

JUL SOYBEAN MEAL

CONTRACT HIGH: 230.0 LOW: 185.2



209.2  
208.0  
206.8  
205.6  
204.4  
203.2  
202.0  
200.8  
199.6  
198.4  
197.2  
196.0  
194.8  
193.6  
192.4  
191.2  
190.0  
188.8  
187.6  
186.4  
185.2

DTN FUTURES 14 06/23/94		TECHNICAL POINTS								SLOW STOCHASTIC			
PRICES ARE DECIMAL		MOVING AVERAGES				RSI'S				5 DAY		20 DAY	
CONTRACT	CLOSE	4-DAY	9-DAY	18-DAY	45-DAY	9DAY	14DAY	30DAY	%K	%D	%K	%D	
WHEAT JUL	316.50	320.62	330.25	331.72	327.59	30.7	37.4	43.7	10	12	24	50	
WHEAT DEC	334.50	338.25	348.25	349.42	343.28	32.6	39.0	45.2	9	11	25	51	
KCWHT JUL	330.25	332.69	339.36	338.44	331.34	38.9	44.4	48.5	21	19	43	60	
KCWHT DEC	335.00	340.00	347.72	347.53	340.36	33.9	40.5	46.5	14	14	45	64	
MNWHHT JUL	333.00	339.44	346.53	345.00	341.85	36.2	41.3	46.1	18	19	32	56	
CORN JUL	257.25	263.19	271.97	272.86	268.17	30.0	36.5	41.5	6	15	29	56	
CORN SEP	250.25	257.44	266.94	267.72	262.31	29.4	36.3	42.6	6	15	29	59	
CORN DEC	243.00	251.12	261.17	261.21	255.67	30.9	37.2	42.8	5	16	30	60	
OATS JUL	132.50	133.56	131.83	127.17	122.83	58.0	57.6	54.3	55	71	85	85	
BEANS JUL	665.50	672.50	687.67	684.29	678.96	38.7	43.2	46.7	8	18	36	49	
BEANS AUG	661.50	668.87	684.61	682.31	675.22	37.9	42.8	46.7	8	17	34	48	
BEANS NOV	636.00	648.00	664.75	659.40	643.27	39.1	43.9	47.9	9	22	41	63	
MEAL JUL	191.80	193.90	199.11	198.02	193.77	38.6	43.8	47.6	7	16	33	56	
BNOIL JUL	26.97	27.18	27.52	27.67	28.30	37.0	39.9	43.8	15	23	17	21	
CATTLE JUN	62.88	63.74	64.52	64.45	66.59	32.6	35.7	36.4	9	23	41	55	
CATTLE AUG	63.05	63.44	63.90	63.94	66.11	37.5	38.3	37.4	24	33	32	41	
FCTL AUG	73.30	73.30	72.96	72.93	75.15	50.5	46.8	42.6	72	72	58	47	
HOGS JUN	47.08	47.86	48.25	47.48	48.91	40.7	42.2	42.3	28	46	67	70	
HOGS AUG	45.60	46.79	47.41	46.72	47.55	35.0	39.1	41.4	10	25	62	76	
PKBLS JUL	40.00	42.37	42.61	41.97	44.88	35.3	37.6	38.2	27	57	58	60	

CORN				CHICAGO WHEAT				K.C. WHEAT			
MONTH	HIGH	LOW	LAST CHG	MONTH	HIGH	LOW	LAST CHG	MONTH	HIGH	LOW	LAST CHG
JUL	2600	2560	2572* -16	JUL	3204	3160	3164* -30	JUL	3354	3300	3302* -42
SEP	2534	2490	2502* -22	SEP	3274	3234	3236* -26	SEP	3340	3284	3292* -40
DEC	2470	2420	2430* -14	DEC	3384	3340	3344* -30	DEC	3404	3344	3350* -60
MAR	2544	2502	2506* -16	MAR	3404	3360	3364* -44	MAR	3406	3364	3364* -44
MAY	2592	2554	2556* -16	MAY	3340	3310	3310* -34	MAY		3310*	-20
JUL	2612	2570	2576* -14	JUL	3214	3186	3214* +14	MINN WHEAT			
SEP	2512	2490	2490* -20	OATS				JUL	3400	3324	3330* -80
DEC	2454	2420	2420* -24	JUL	1334	1302	1324* +12	SEP	3326	3292	3294* -32
MAR				SEP	1292	1254	1256* -14	DEC	3382	3350	3350* -34
SOYBEANS				DEC	1330	1290	1294* -20	MAR		3404*	-14
JUL	6730	6640	6654* -14	MAR	1344	1330	1330* -14	MAY		3370*	0
AUG	6680	6590	6614* -12	SOYBEAN MEAL				SOYBEAN OIL			
SEP	6554	6460	6476* -20	JUL	1943	1915	1918* -6	JUL	2716	2690	2697* -1
NOV	6440	6320	6360* -24	AUG	1947	1918	1923* -5	AUG	2717	2690	2700* 0
JAN	6494	6394	6424* -10	SEP	1947	1913	1921* -5	SEP	2710	2682	2691* 0
MAR	6554	6454	6484* -6	OCT	1915	1880	1893* -5	OCT	2675	2646	2659* +5
MAY	6574	6480	6500* -14	DEC	1915	1870	1887* -1	DEC	2653	2616	2632* +9
JUL	6614	6520	6544* +4	JAN	1915	1885	1885* -6	JAN	2640	2615	2627* +9
AUG				MAR	1924	1892	1898* -6	MAR	2630	2598	2611* +3
NOV	6160	6114	6114* -20	MAY	1910	1885	1890* -6	MAY	2620	2590	2605* +2

LIVE CATTLE				FEEDER CATTLE				LIVE HOGS			
MONTH	HIGH	LOW	LAST CHG	MONTH	HIGH	LOW	LAST CHG	MONTH	HIGH	LOW	LAST CHG
AUG	6330	6255	6305* +20	AUG	7357	7255	7330* +35	JUL	4655	4580	4630* -65
OCT	6715	6650	6685* 0	SEP	7295	7215	7292* +50	AUG	4630	4550	4560* -110
DEC	6872	6802	6835* -5	OCT	7300	7210	7295* +52	OCT	4335	4262	4267* -77
FEB	6950	6910	6925* -2	NOV	7417	7340	7390* +30	DEC	4365	4315	4332* -52
APR	7065	7030	7035* -2	JAN	7480	7420	7475* +37	FEB	4360	4312	4320* -50
JUN	6770	6750	6750* 0	MAR	7370	7357	7365* +5	APR	4255	4215	4220* -35
AUG				APR	7355	7347	7355* +5	JUN	4760	4730	4760* -20
OCT				MAY	7305	7305*	+5	JUL	4760	4750	4750* -50
SWISS FRANC				CANADIAN DOLLAR				PORK BELLIES			
SEP	7436	7380	7422* +10	SEP	7194	7176	7186* -1	JUL	4000	4000	4000* -200
DEC	7447	7422	7436* +10	DEC	7145	7138	7141* -1	AUG	3935	3935	3935* -200
MAR	7500	7448	7458* +10	MAR	7100	7100	7101* -1	FEB	4785	4690	4760* -20
BRITISH POUND				US DOLLAR INDEX				GERMAN MARK			
SEP	15406	15272	15380* +76	SEP	9045	9006	9030a -39	MAY	4842	4842	4842* -200
DEC	15390	15330	15362* +76	DEC	9060	9060	9060u -41	JUL	4750	4750	4750* -200
MAR	15354		15354* +78	S&P 500 INDEX				GERMAN MARK			
JAPANESE YEN				SEP	45565	45050	45065* -375	SEP	6248	6200	6236* +10
SEP	9983	9898	9945* -38	DEC	45790	45300	45310* -370	DEC	6246	6215	6240* +10
DEC	10047	9950	10016* -38	MAR	46090	45600	45640* -385	MAR	6250	6240	6250* +10
MAR	10090	10075	10094* -38	JUN	46420	45900	45960* -400	JUN		6250	6261* +10