



EASY AS 1-2-3

**1 % APR
for
1 Year**

**2 % APR
for
2 Years**


**3 % APR
for
3 Years***

Attractive 5.9% A.P.R. available for 48 and 60 months
Offer available to qualified buyers through Ford New Holland Credit

• **New Holland pull-type hay
and forage equipment**

Be sure to stop in soon!
Offer ends June 30, 1994.


Now's the time to buy new equipment from
Ford New Holland because financing is as easy as
1-2-3! Choose 1% A.P.R. for 12 months, 2%
A.P.R. for 24 months or 3% A.P. R. for 36 months
on these products:



Model 565 - Twine
Model 570 - Twine
Model 570 - Wire
Model 575 - Twine
Model 575 - Wire
Model 72 - Belty Type Thrower

SQUARE BALERS

Model 77 - Hydraulic Kicker Thrower
Model 132 - Bale Carrier
Model D-800 2'x3'x8' Square Baler
Model D-1000 2'x3'x8' Square Baler
Model 2000 - 3'x4'x8' Square Baler



ROUND BALERS

Model 630 - 4'x4' Round Baler
Model 640 - 4'x5' Round Baler - Auto Wrap
Model 640 - 4'x5' Round Baler - Bale Command
Model 640 - 4'x5' Round Baler - Twine & Netwrap
Model 640 - 4'x5' Round Baler - Silage Special
Model 650 - 4'x6' Round Baler - Autowrap
Model 650 - 4'x6' Round Baler - Bale Command
Model 650 - 4'x6' Round Baler - Twine & Netwrap
Model 660 - 5'x6' Round Baler - Autowrap
Model 660 - 5'x6' Round Baler - Bale command
Model 660 - 5'x6' Round Baler - Twine & Netwrap




HAYBINE MOWER CONDITIONER

Model 472 - 7'3" Haybine Std. Guards
Model 472 - 7'3" Haybine Stub Guards
Model 488 - 9'3" Haybine Std. Guards
Model 488 - 9'3" Haybine Stub Guards
Model 492 - 9'3" Haybine Std. Guards
Model 492 - 9'3" Haybine Stub Guards
Model 499 - 12'3" Pivot Tongue Haybine 540 R.P.M.
Model 499 - 12'3" Pivot Tongue Haybine -1000 R.P.M.


FORAGE HARVESTERS

Model 718 - P.T. Forage Harvester - 540 R.P.M.
Model 790 - P.T. Forage Harvester - 540 R.P.M.
Model 790 - P.T. Forage Harvester- 1000 R.P.M.
Model 790 - P.T. Forage Harvester - 540 R.P.M.
Metal Detector
Model 790 - P.T. Forage Harvester -1000 R.P.M.
Metal Detector
Model 900 - P.T. Forage Harvester- 1000 R.P.M.
Model 900 - P.T. Forage Harvester -1000 R.P.M.
Metal Detector



DISCBINE MOWER CONDITIONER

Model 408 - 8'2" Discbine - 540 R.P.M.
Model 411 - 9'9" Discbine - 540 R.P.M.
Model 411 - 9'9" Discbine - 540 R.P.M. Swivel Hitch
Model 411 - 9'9" Discbine -1000 R.P.M.
**Model 412 - 9'9" Discbine - 540 R.P.M. Flail
Conditioner**
**Model 412 - 9'9" Discbine - 540 R.P.M. Flail
Conditioner Swivel Hitch**
**Model 412 - 9'9" Discbine -1000 R.P.M. Flail
Conditioner**
Model 415 -11'4" Discbine -1000 R.P.M.
**Model 415 -11'4" Discbine -1000 R.P.M. Swivel
Hitch**



RAKES, TEDDERS & WINDROWER INVERTER

Models 57/57R Mounted Rolabar® Rakes
Model 216 Untitized
Model 252 Pivot Tongue
Models 256/258/260 Rolabar® Rakes
Models 157 Mounted/163 & 169 Trail
Model 254 Rake
Model 166

Easy As 1 • 2 • 3
See your nearest
Ford New Holland Dealer
Offer ends June 30, 1994

