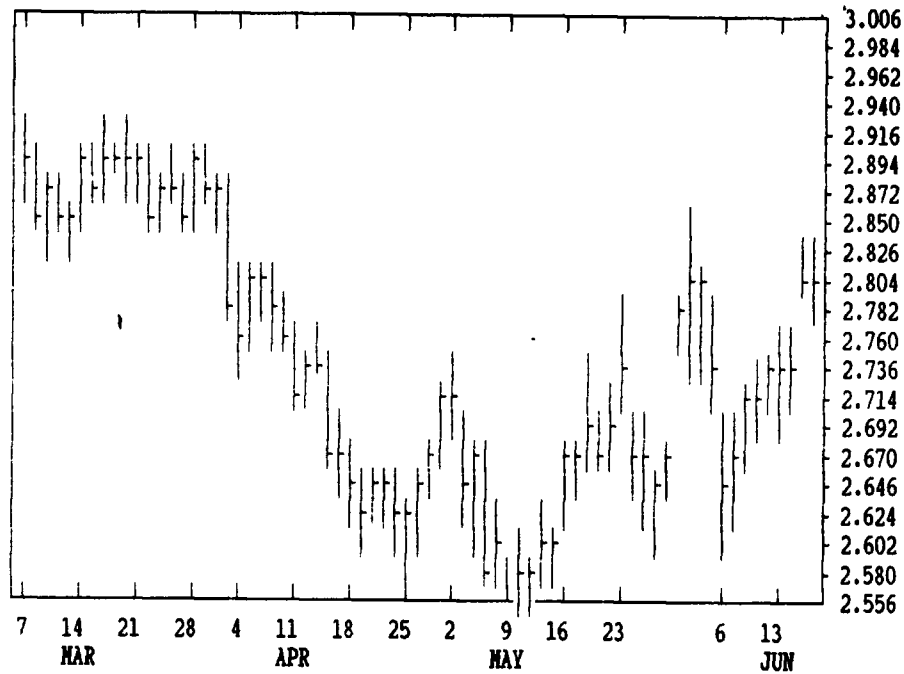


GRAIN, CATTLE AND HOG FUTURES MARKETS

(Closing bids: Thursday, June 16, 1994)

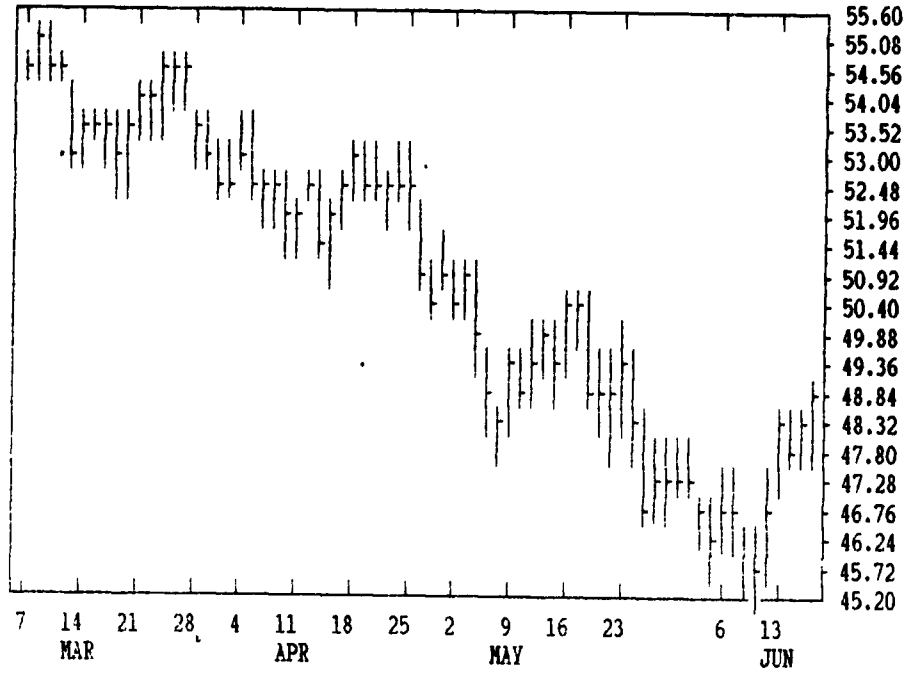
JUL CORN

CONTRACT HIGH: 3.164 LOW: 2.410



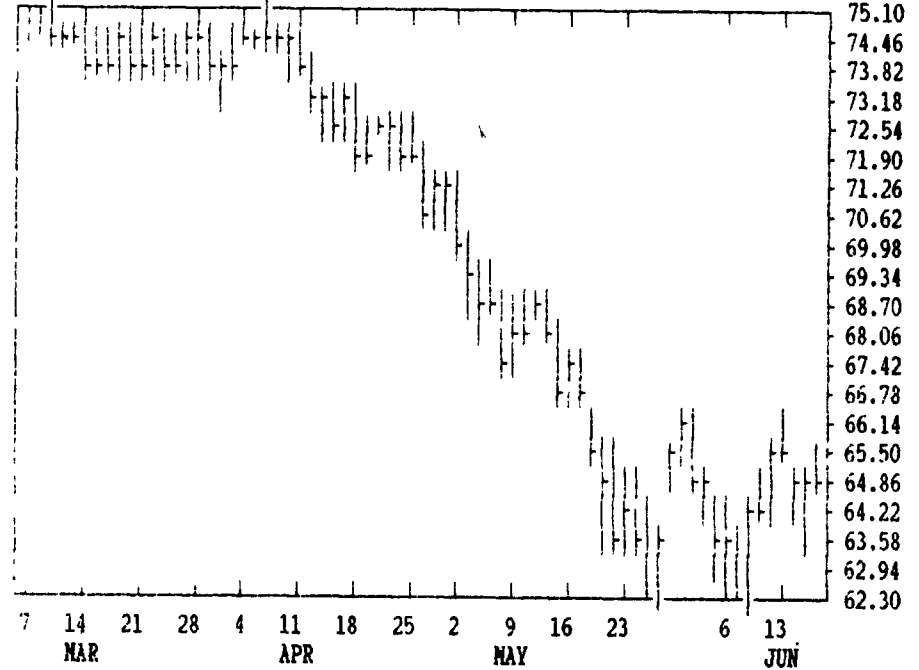
JUN LIVE HOGS

CONTRACT HIGH: 56.27 LOW: 45.20



JUN LIVE CATTLE

CONTRACT HIGH: 75.27 LOW: 62.30



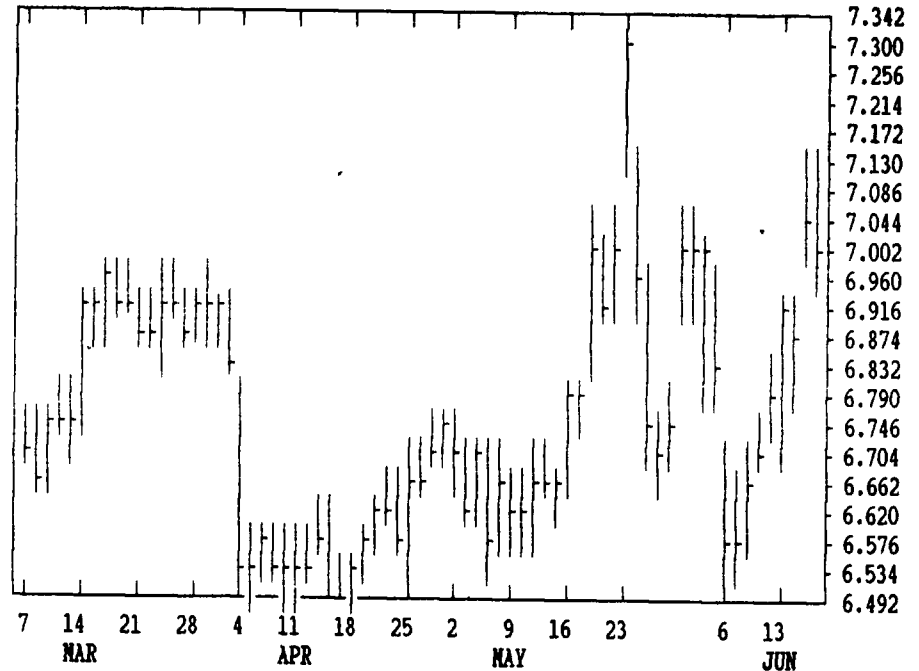
DTN FUTURES	14 Cb/10 94			DTN WEEKLY TECHNICAL SUMMARY				6/10/94
	Past Week's (6-6/10)		Close	May's		Current		
	High	Low		High	Low	Support	Resistance	
NEARBY WHEAT	342.00	325.00	338.75	338.00	315.00	313.00	344-363.00	
DEC WHEAT	358.5	343.25	356.25	354.00	333.5	341.50	365.00	
NEARBY CORN	348.00	329.00	346.75	356.00	318.0	318.00	349-368.00	
DEC CORN	355.75	328.00	354.75	349.00	330.5	338.00	360.00&	
NEARBY SOYBEAN	354.00	334.00	353.5	400.00	334.25	305.25	390.25	
NEARBY SOYBEAN MEAL	275.00	261.5	273.25	278.75	255.25	255.00	283.25-290.00	
SEP CORN	270.00	257.75	268.75	270.5	247.75	261.00	277.75	
DEC CORN	263.25	250.00	262.00	268.5	240.5	254.25	270.75	
NEARBY OATS	121.5	116.00	118.5	128.00	108.00	108.00	132.25	
NEARBY BUCKLE	652.5	655.5	682.00	732.5	656.25	648.00	731.25	
NEARBY BUCKLE	631.5	655.00	680.75	728.5	651.00	657.25	735.00	
NEARBY MEAL	654.5	626.00	653.00	693.25	610.00	627.00	666-693.25	
NEARBY MEAL	197.5	190.00	197.2	207.3	184.60	186.10	209.20	
NEARBY BUCKLE	27.85	26.83	27.62	30.82	27.40	26.83	30.82	
NEARBY LIVESTOCK	65.75	62.30	65.535	71.475	62.30	62.30	70.70	
NEARBY LIVESTOCK	65.05	62.15	64.785	69.90	63.085	62.15	66.55	
NEARBY FEEDSTUFF	74.00	71.75	73.50	78.475	73.20	71.55	78.525	
NEARBY FEEDSTUFF	47.25	45.20	47.035	51.10	46.80	41.40	49.075	
NEARBY FEEDSTUFF	47.25	45.00	47.225	48.90	45.55	44.50	47.25-48.95	
NEARBY FEEDSTUFF	42.80	39.40	42.25	59.50	41.00	37.75	47.70	

CORN				CHICAGO WHEAT				K.C. WHEAT			
HIGH	LOW	LAST	CHG	HIGH	LOW	LAST	CHG	HIGH	LOW	LAST	CHG
JUL 2540	2720	2810*	-10	JUL 3430	3320	3352*	-52	JUL 3490	3410	3424*	-44
SEP 2794	271	2764*	-6	SEP 3500	3390	3426*	-46	SEP 3512	3420	3442*	-46
DEC 2750	2674	2704*	-6	DEC 3620	3500	3544*	-44	DEC 3600	3500	3516*	-46
MAR 2844	2784	2824*	-4	MAR 3644	3524	3572*	-50	MAR 3584	3512	3512*	-56
MAY 2844	2784	2824*	-4	MAY 3420	480	3480*	-70	MAY 3430*			-56
JUL 2800	2670	2671*	-2	JUL 3400	3300	3300*	-30	MINN WHEAT			
SEP 2700	2670	2671*	-2	OATS				JUL 3590	3500	3530*	-36
DEC 2614	2584	2570*	-6	JUL 1322	1274	1292*	-16	SEP 3500	3404	3426*	-44
MAR 7110	6950	6992*	-22	SEP 1360	1302	1314*	-30	DEC 3570	3474	3494*	-46
SEP 7020	6860	6910*	-20	DEC 1420	1362	1374*	-30	MAR 3590	3520	3534*	-44
NOV 6944	6760	6809*	-42	MAR 1444	1414	1414*	-30	MAY 3560	3500	3550*	+50
JAN 6984	6820	6864*	-10	SOYBEAN MEAL				SOYBEAN OIL			
MAR 7020	6860	6926*	-34	JUL 2085	2025	2043*	-14	JUL 2820	2777	2784*	+3
MAY 7024	6890	6904*	-30	AUG 2090	2030	2048*	-14	AUG 2816	2775	2786*	+7
JUL 7040	6902	6912*	-52	SEP 2090	2032	2049*	-14	SEP 2808	2773	2780*	+5
AUG 6400	6290	6300*	-64	OCT 2075	2020	2036*	-14	OCT 2775	2742	2750*	+4
				DEC 2080	2015	2033*	-11	DEC 2755	2712	2722*	0
				JAN 2065	2015	2029*	-18	JAN 2740	2712	2715*	0
				MAR 2075	2025	2035*	-22	MAR 2730	2705	2705*	0
				MAY 2065	2030	2033*	-22	MAY 2725	2695	2703*	-2

LIVE CATTLE				FEEDER CATTLE				LIVE HOGS			
HIGH	LOW	LAST	CHG	HIGH	LOW	LAST	CHG	HIGH	LOW	LAST	CHG
JUN 6540	6435	6502*	-7	AUG 7295	7195	7275*	+37	JUN 4910	4815	4892*	+67
SEP 6455	6402	6415*	-20	SEP 7250	7165	7232*	+22	JUL 4900	4817	4887*	+50
OCT 6812	6762	6770*	-17	NOV 7247	7170	7247*	+25	AUG 4810	4752	4792*	+37
DEC 6915	6880	6902*	+7	DEC 7360	7285	7335*	+32	OCT 4492	4450	4470*	+7
FEB 7000	6950	6992*	+12	JAN 7460	7390	7455*	+55	DEC 4480	4450	4477*	+7
APR 7120	7085	7097*	+2	MAR 7350	7320	7350*	+65	FEB 4460	4410	4417*	0
JUN 6825	6790	6790*	0	APR 7330		7330*	+10	APR 4335	4300	4300*	0
AUG				MAY 7260		7260*	+30	JUN 4870	4840	4862*	-2
SWISS FRANC				CANADIAN DOLLAR				PORK BELLIES			
SEP 7335	7284	7304*	+4	SEP 7166	7119	7160*	+5	JUL 4420	4240	4420*	+200
DEC 7323	7295	7314*	+4	DEC 7123	7074	7118*	+3	AUG 4382	4200	4382*	+200
MAR 7332	7290	7332*	+3	MAR 7085	7043	7080*	+2	FEB 4860	4790	4800*	+30
BRITISH POUND				US DOLLAR INDEX				GERMAN MARK			
SEP 15220	15170	15184*	-16	SEP 9234	9216	9244a	+30	MAY 5070		5070*	+75
DEC 15190	15148	15166*	-16	DEC 9265	9265	9283a	+42	JUL 5090		5090*	+70
MAR 15150	15150*		-16	S&P 500 INDEX				GERMAN MARK			
JAPANESE YEN				SEP 46350	46115	46315*	+120	SEP 6136	6098	6124*	+13
SEP 9804	9721	9748*	-60	DEC 46570	46370	46550*	+120	DEC 6134	6113	6126*	+13
DEC 9820	9792	9814*	-61	MAR 46900	46715	46890*	+125	MAR 6134		6134*	+13
MAR 9888	9860	9886*	-63	JUN 6143	6115	6143*	+13				

JUL SOYBEANS

CONTRACT HIGH: 7.500 LOW: 5.944



JUL SOYBEAN MEAL

CONTRACT HIGH: 230.0 LOW: 185.2

