

# DHI-Provo Develops Custom Reports

**J. LEE MAJESKIE**  
 Extension Dairy Specialist  
 Dept. Animal Sciences  
 University of Maryland  
 COLLEGE PARK, Md. — The

DHI system provides dairy producers with valuable information. Not only are production data provided on individual cows, but important herd data helps producers efficiently manage their dairy herd. These data are also useful tools for the extension dairy specialist, veterinarian, feed consultant and other people who may be involved in helping dairy producers to efficiently use the dairy records.

Most DHI processing centers provide detailed management data on the herd.

Recently, DHI-Provo developed the "Personal Herd Profile" report that allows dairy producers to develop and customize a special report from the data listed on the monthly DHI herd summary.

On the Personal Herd Profile, key management statistics can be grouped into a short, concise report, making it easy to compare statistics that each dairy producer feels are vital for efficient management of his or her herd.

A detailed report, listing numerous items from the monthly herd summary, or a simple report, with only a few selected items, can be designed.

In the example given (see accompanying table), four major areas selected were production traits (milk, fat, protein), udder health (somatic cell count data), reproductive performance, and genetic evaluation (cows, sires and service sires).

The dairy producer can select the data for each item by lactation group (first lactation, second lactation, and third lactation or more), or a herd average for each item.

Many times it is important to identify the lactation group where a problem exists.

A dairy farmer can compare information from his/her herd summary to up-to-date area averages by county, state and region, as well as production groups within the region. This allows producers to quickly compare herd information with area averages on one easy-to-read page designed by them.

There are also statistical evaluations given to help dairy producers to interpret the information on the report.

As shown in the example, the gray area in the center of the Personal Herd Profile includes the present data for the herd. To the right of the herd data are listed the percentiles for each item. The percentile provides a ranking of all herds within a set grouping (i.e. herd breed) from high to low.

Thus, the highest value would receive a percentile ranking of 100, while the lowest value would receive a percentile ranking of 1. If a herd is ranked in the 64th percentile, then 64 percent of the herds have a value less or equal to the herd's value and 36 percent have a value greater than the herd's value.

The desirability of an item ranking over another is based on the individual herd summary trait (item) selected.

For example, a high percentile ranking would be desirable for the comparison of pounds of milk or percent protein, while a low percentile would be desirable for a trait such as cows with high somatic cell score, or services per conception.

To the left of the herd data, a dairy producer can list goals that he or she would like to see attained for the herd. The goals are reported next to the herd summary item on the report. DHI-Provo will then generate a report with the specified goal for each of the items. These goals can be changed at any time once the situation has been evaluated.

For the herd reported in Table 1, a herd goal of 22,000 pounds of milk has been listed. Since the herd already averages 21,089 pounds of milk, this goal should be easily attainable.

Each of the items under the major categories can be evaluated to see where strengths occur and identify weaknesses that must be improved to reach the 22,000 pound goal. In the columns on the right side of the report, listed as "East Holstein," there are four production groups reported.

Within each region of the country, the herds processed by the DHI-Provo are classified into four production groups within each

breed, using the rolling herd average for milk production. It is easy to distinguish what factors are correlated with high production when comparing the high and low producing herd groups.

In quickly analyzing the herd in the four major areas, the second lactation group average of 55.9 pounds of milk ranks them in the

48th percentile. This would indicate that there were 52 percent of the Holstein herds in Maryland that have second lactation cows averaging more milk than 55.9 pounds.

The first lactation group of cows are in the 85 percentile and the third lactation group is in the 93 percentile. There appears to be

some problem that is preventing the second lactation cows from reaching higher production levels.

In evaluating the peak production for each of the lactation groups, it appears that this level will have to be raised slightly for each group in order to reach the 22,000 pounds herd average goal.

(Turn to Page A23)

PP PERSONAL HERD PROFILE		DHI-PROVO				EAST HOLSTEIN PRODUCTION GROUPS							
REG	DESCRIPTION	COUNTY	STATE	REGION	HERD DATA	PCTL	VAR	STB DEV	DEV PCTL	GROUP 1	GROUP 2	GROUP 3	GROUP 4
Inventory:													
101	Cows in Herd	87	78	70	137	87		88		82	75	60	
110	Cows in Milk	73	66	67	116	87		76		71	64	51	
Production:													
710	BHA Pounds Milk	18431	18527	19201	21089	88		21574		19254	17753	15313	
112 1	LBS Milk (Milking)	50.4	50.3	52.3	57.7	85	21	12.5	60	57.6	51.9	49.2	42.7
112 2	LBS Milk (Milking)	55.0	56.3	59.1	55.9	88	26	14.9	37	65.6	59.1	55.1	46.8
112 3	LBS Milk (Milking)	58.0	57.9	60.5	72.8	93	24	17.9	37	67.7	60.5	57.2	49.3
112	LBS Milk (Milking)	54.7	55.8	57.2	62.3	79	27	16.8	43	63.5	57.0	53.8	46.4
105	% Fat (All)	3.59%	3.62%	3.53%	3.69%	36	16	.61	30	3.51%	3.55%	3.54%	3.60%
107	% Protein (All)	3.17%	3.20%	3.18%	3.30%	58	9	.30	17	3.17%	3.18%	3.18%	3.20%
Peak Production:													
224 1	Peak # Milk < 90 DIM	68.4	68.2	70.1	78.8	78	12	9.4	45	76.0	69.8	66.7	60.1
224 2	Peak # Milk < 90 DIM	85.8	85.8	88.6	92.8	78	14	12.1	57	97.2	88.2	83.8	73.2
224 3	Peak # Milk < 90 DIM	89.2	89.7	93.0	98.8	82	16	16.5	73	102.7	93.5	88.0	78.2
226 1	Days Peaked	73	76	77	73	53	45	33	41	79	75	76	74
226 2	Days Peaked	57	57	57	58	60	54	28	45	57	56	57	56
226 3	Days Peaked	60	59	59	59	61	46	25	25	60	59	58	57
Extrapolated 305 Mature Equiv.:													
304 1	Ext 305 ME Milk	20427	20535	21039	22971	85	11	2667	43	22409	20829	19617	17329
304 2	Ext 305 ME Milk	20535	20763	21539	23490	82	14	3284	63	24027	21347	20015	17301
304 3	Ext 305 ME Milk	19728	19873	20427	22613	83	12	2887	39	22837	20421	19213	16836
Somatic Cells:													
204 1	% Cows Low SCS (0-4)	79%	79%	81%	92%	80		84%		81%	80%	77%	
204 2	% Cows Low SCS (0-4)	73%	73%	76%	93%	88		79%		75%	74%	70%	
204 3	% Cows Low SCS (0-4)	59%	59%	62%	82%	93		66%		62%	61%	54%	
205 1	% Cows Med SCS (5-6)	16%	16%	14%	6%	38		12%		14%	14%	17%	
205 2	% Cows Med SCS (5-6)	20%	20%	18%	7%	24		16%		18%	18%	22%	
205 3	% Cows Med SCS (5-6)	28%	28%	25%	10%	13		23%		25%	26%	30%	
Days in Milk:													
116	Days in Milk	194	196	198	205	73	56	116	51	199	196	194	204
103	% Days in Milk	84.6%	84.8%	85.9%	84.9%	50		86.4%		86.5%	85.2%	84.8%	

\*Needs Improvement

## BOWMAN'S STOVE & PATIO INC

# 17th ANNIVERSARY SALE

NOW thru JULY 2nd

10% OFF ALL ACCESSORIES IN STOCK



- Fireplace Tool Sets
- Fireplace Screens
- Solid or Plated Brass
- Trivets • Cast Iron Kettles
- Hearth Rugs
- And Much, Much, More



\$30 - \$160 OFF On All

FIREPLACE DOORS IN STOCK

Featuring: Schaefer, Stoll and Fireguard, Etc.



40% OFF ALL HALCYON® & TELESCOPE PATIO FURNITURE In Stock & Special Orders

Telescope Casual 5 PIECE DINING SET

- 4 Sling Chairs • Glass Top Table
- 6 Colors From Which To Choose

Reg. Retail \$941

Sale \$564




7 1/2' Umbrella Reg. Retail \$270

Sale \$162

Vermont Castings

Keeping warm never looked so good!



10% OFF All\* Vermont Castings Stoves In Stock

\*Includes wood, coal, gas & pellet Vermont Castings Stoves.

All items Subject To Prior Sale (Some Items May Not Be Exactly As Pictured)


Ducane GRILLS ON SALE

FREE

- TANK
- GAS
- ASSEMBLY
- DELIVERY (within 15 Miles)

SALE \$351

Reg. Retail \$434 Model 1202



Hatteras Hammocks

- Hand Crafted Quality
- Made In The USA



77.00

Hatteras Hammocks provides Endless Pleasure

906 E. Main St. (Rt. 322) Ephrata • (717) 733-4973 1 Block East of Rt. 222 1-800-642-0310

BOWMAN'S STOVE & PATIO INC.

Shop Early for Best Selection No Rainchecks No Layaways Hours: M-T-W 10-6; TH-F 10-8; SAT. 10-4

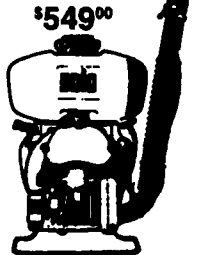
## SOLO MISTBLOWERS

We have the Solo sprayer for those special applications from backpacks to 3 pt. PTO units. Many models available.

Call or write today for more information. New and used equipment in stock.


Parts - Sales - Service

Prices start at \$549.00



Model 435-50 3 pt. PTO

List \$3,499.00 Our Price \$3,199.00



Martin's Repair

28 E Trout Run Rd., Ephrata, PA 17522 (717) 733-3015

Will Ship UPS MasterCard, Visa & Discover Card Accepted