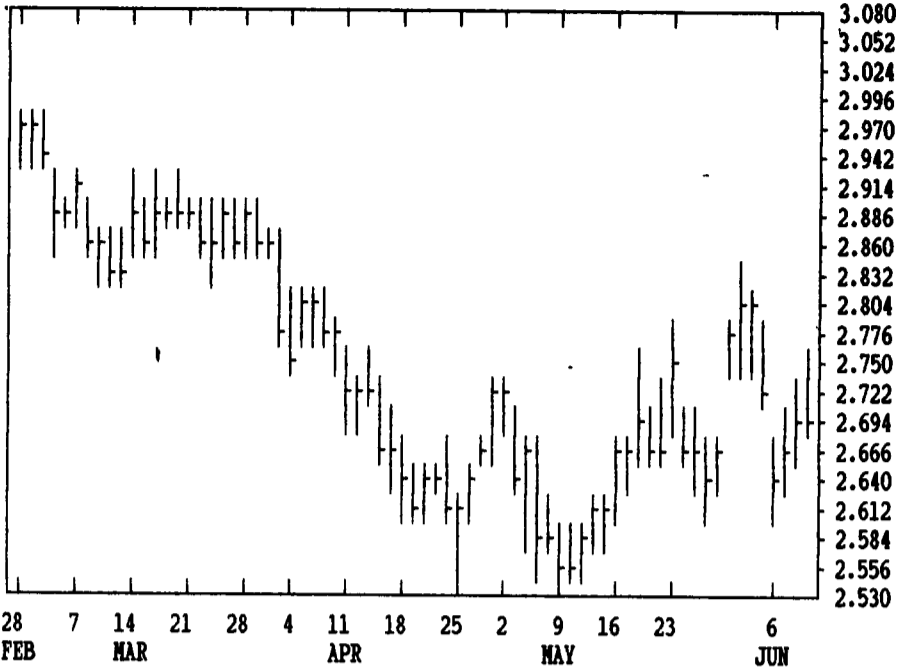


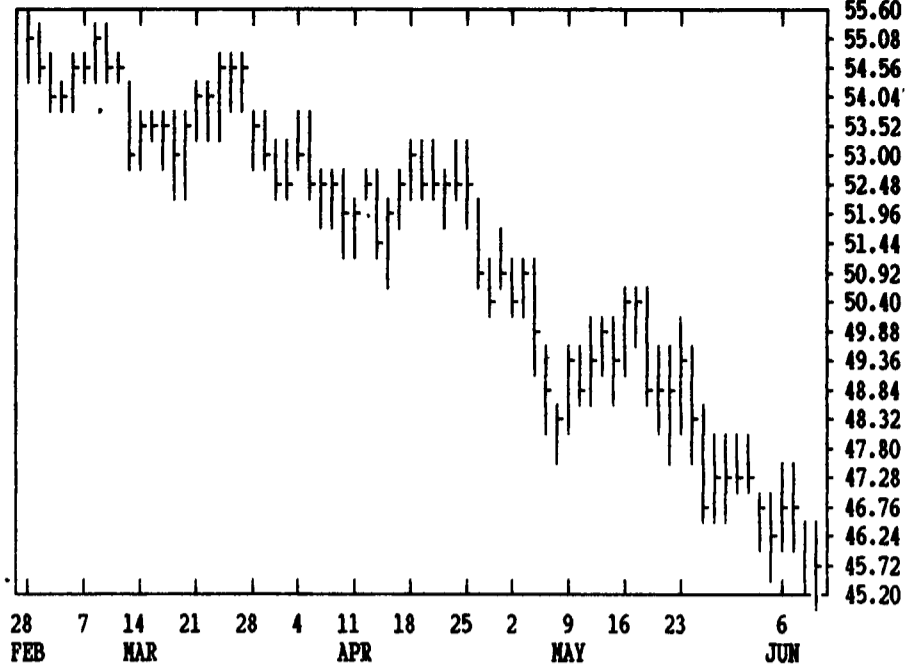
GRAIN, CATTLE AND HOG FUTURES MARKETS

(Closing bids: Thursday, June 9, 1994)

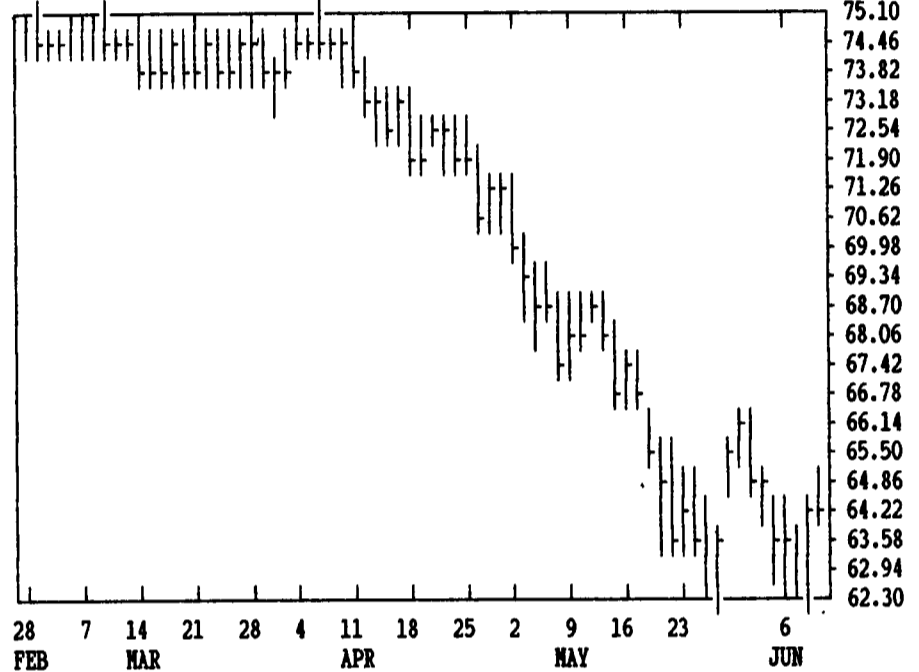
JUL CORN CONTRACT HIGH: 3.164 LOW: 2.410



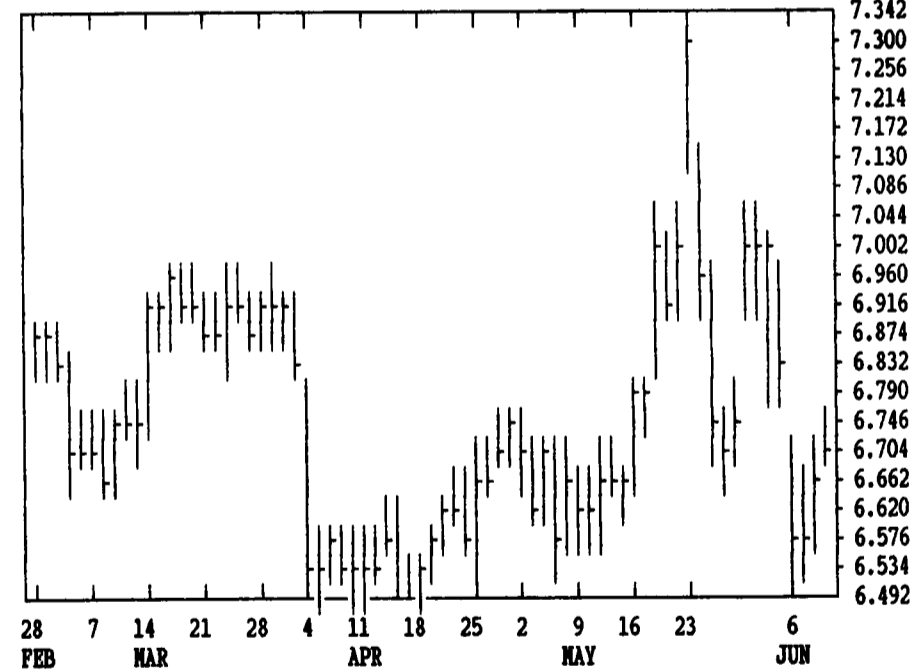
JUN LIVE HOGS CONTRACT HIGH: 56.27 LOW: 45.20



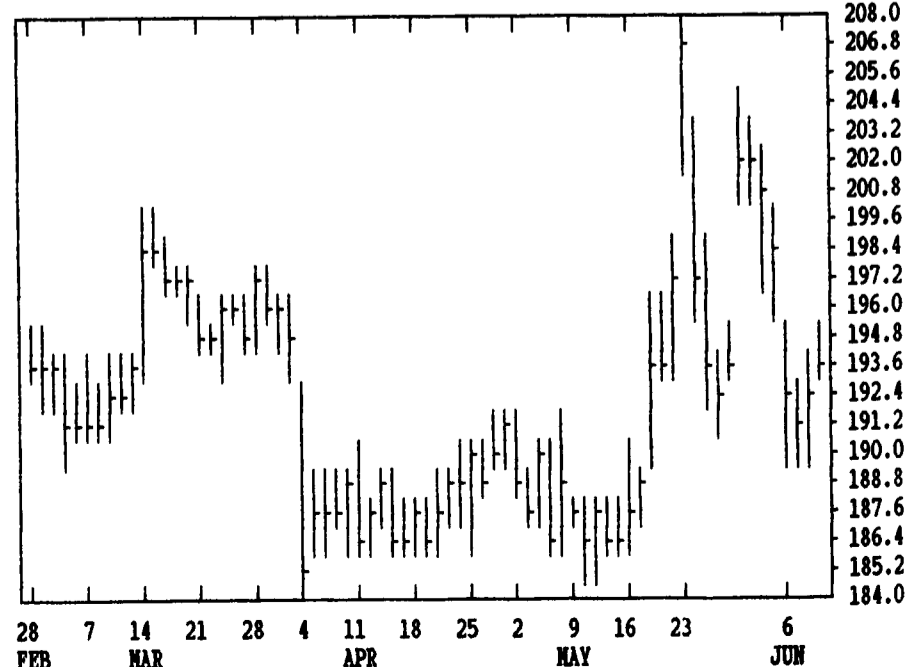
JUN LIVE CATTLE CONTRACT HIGH: 75.27 LOW: 62.30



JUL SOYBEANS CONTRACT HIGH: 7.500 LOW: 5.944



JUL SOYBEAN MEAL CONTRACT HIGH: 230.0 LOW: 185.2



DTN FUTURES 14 06/09/94		TECHNICAL POINTS				SLOW STOCHASTIC						
PRICES ARE DECIMAL		MOVING AVERAGES		RSI'S		5 DAY		20 DAY				
CONTRACT	CLOSE	4-DAY	9-DAY	18-DAY	45-DAY	9DAY	14DAY	30DAY	%K	%D	%K	%D
WHEAT JUL	335.75	335.44	330.89	329.07	325.68	60.1	57.9	54.0	77	78	76	65
WHEAT DEC	354.00	352.81	348.25	345.64	340.20	63.3	60.6	56.3	83	83	83	72
KCWHT JUL	341.50	339.25	335.00	332.19	327.18	64.4	61.5	56.7	79	76	80	72
KCWHT DEC	350.50	348.56	345.08	342.14	336.37	64.3	61.4	56.9	86	79	83	77
NNWHT JUL	346.00	342.62	341.44	343.51	337.44	56.4	54.9	53.1	67	56	39	34
CORN JUL	271.25	269.06	273.03	270.62	267.77	51.6	51.4	48.8	43	34	47	63
CORN SEP	265.50	263.44	267.61	265.39	261.16	51.2	51.5	49.6	36	30	55	70
CORN DEC	258.00	255.56	260.39	258.76	254.12	50.5	51.3	50.5	32	27	52	68
OATS JUL	118.00	118.87	122.72	122.28	121.26	40.3	43.2	43.7	14	19	39	64
BEANS JUL	672.75	665.06	680.03	686.25	671.99	46.1	47.7	48.8	23	17	16	32
BEANS AUG	670.50	663.62	679.06	683.62	667.59	46.1	47.9	49.1	22	17	19	37
BEANS NOV	642.50	637.19	653.03	653.11	632.37	47.2	49.3	50.6	23	18	37	54
MEAL JUL	194.10	192.62	196.59	195.76	191.30	48.4	50.1	50.6	23	20	36	52
BNOIL JUL	27.62	27.29	27.85	28.62	28.30	42.2	43.6	46.4	32	19	12	19
CATTLE JUN	64.32	63.67	64.38	64.61	68.52	45.7	41.8	38.1	40	25	19	26
CATTLE AUG	63.80	63.46	64.15	64.72	67.84	42.8	40.1	37.2	39	26	15	18
FCTL AUG	72.55	72.77	73.03	73.53	76.85	41.8	39.7	37.7	40	36	21	24
HOGS JUN	45.97	46.31	46.76	47.86	49.84	33.2	33.8	36.2	30	32	11	12
HOGS AUG	46.40	46.24	45.90	46.70	48.06	48.1	44.9	42.4	89	76	32	22
PKBLS JUL	40.33	40.99	41.28	42.51	47.47	35.1	34.3	35.2	29	44	17	18

CORN				CHICAGO WHEAT				K.C. WHEAT				
HIGH	LOW	LAST	CHG	HIGH	LOW	LAST	CHG	HIGH	LOW	LAST	CHG	
JUL	2746	2706	2712* -2	JUL	3394	3334	3356* -32	JUL	3454	3400	3414* -30	
SEP	2690	2646	2654* 0	SEP	3454	3400	3424* -24	SEP	3464	3420	3432* -16	
DEC	2616	2574	2580* +4	DEC	3574	3514	3540* -24	DEC	3546	3494	3504* -16	
MAR	2680	2642	2646* +6	MAR	3590	3550	3572* -24	MAR	3534	3494	3506* -12	
MAY	2714	2684	2684* -4	MAY	3472	3472	3472* -14	MAY	3404	3404	3404* -24	
JUL	2724	2700	2700* +4	JUL	3274	3274	3274* -42	MINN WHEAT				
SEP	2602	2584	2584* +20	OATS				JUL	3470	3430	3460* +2	
DEC	2546	2514	2524* +14	JUL	1200	1176	1180* -4	SEP	3450	3390	3404* -30	
MAR					SEP	1246	1226	1226* -2	DEC	3510	3456	3480* -14
SOYBEANS				DEC	1314	1292	1300* 0	MAR	3540	3510	3510* 0	
JUL	6770	6700	6726* +50	MAR	1356* +2				MAY	3490* 0		
AUG	6754	6690	6704* +46	SOYBEAN MEAL				SOYBEAN OIL				
SEP	6600	6540	6550* +44	JUL	1952	1935	1941* +10	JUL	2779	2750	2762* +17	
NOV	6494	6414	6424* +30	AUG	1953	1936	1941* +11	AUG	2780	2753	2763* +15	
JAN	6540	6474	6474* +22	SEP	1944	1928	1929* +8	SEP	2764	2743	2749* +13	
MAR	6574	6526	6530* +40	OCT	1925	1908	1909* +7	OCT	2712	2690	2696* +19	
MAY	6590	6550	6552* +46	DEC	1915	1895	1897* +6	DEC	2669	2645	2645* +8	
JUL	6620	6580	6580* +40	JAN	1918	1898	1898* +3	JAN	2650	2630	2632* +7	
AUG					MAR	1923	1910	1910* +3	MAR	2640	2615	2615* +5
NOV	6190	6140	6180* +30	MAY	1918	1900	1900* +3	MAY	2620	2600	2600* +3	

LIVE CATTLE				FEEDER CATTLE				LIVE HOGS					
HIGH	LOW	LAST	CHG	HIGH	LOW	LAST	CHG	HIGH	LOW	LAST	CHG		
JUN	6525	6420	6432* +22	AUG	7367	7250	7255* -62	JUN	4640	4550	4597* +40		
AUG	6505	6357	6380* -12	SEP	7335	7230	7260* -35	JUL	4695	4635	4665* +30		
OCT	6840	6707	6715* -40	OCT	7340	7225	7232* -65	AUG	4650	4585	4640* +42		
DEC	6955	6840	6845* -50	NOV	7480	7350	7360* -70	OCT	4405	4345	4357* -10		
FEB	7025	6920	6940* -55	JAN	7480	7375	7392* -37	DEC	4450	4395	4440* +17		
APR	7120	7035	7037* -62	MAR	7340	7302	7302* -22	FEB	4427	4400	4400* -10		
JUN	6810	6720	6720* -75	APR	7300	7275	7275* -25	APR	4365	4320	4325* -5		
AUG					MAY					JUN	4890	4875	4887* -7
SWISS FRANC				CANADIAN DOLLAR				PORK BELLIES					
JUN	7095	7064	7087* +18	JUN	7282	7269	7273* +5	JUL	4090	3980	4032* +22		
SEP	7099	7067	7092* +18	SEP	7253	7238	7243* +4	AUG	4030	3915	3967* +25		
DEC	7115	7085	7103* +18	DEC	7224	7215	7215* +3	FEB	4800	4740	4775* +20		
BRITISH POUND				US DOLLAR INDEX				MAY					
JUN	15110	15060	15100* +10	JUN	9305	9305	9318a +10	MAY	4920	4920	4920* +40		
SEP	15090	15038	15076* +10	SEP	9345	9341	9354a +10	JUL	4850	4950	4950* 0		
DEC	15076	15020	15060* +10	S&P 500 INDEX				GERMAN MARK					
JAPANESE YEN				JUN	45840	45640	45810* +85	JUN	6002	5965	5995* +10		
JUN	9626	9567	9621* +1	SEP	46020	45825	45995* +70	SEP	5993	5958	5987* +11		
SEP	9689	9629	9684* +1	DEC	46260	46085	46245* +75	DEC	5985	5960	5988* +12		
DEC	9750	9700	9752* +1	MAR	46630	46450	46600* +75	MAR	5980	5980	5996* +12		