


Dairy Recipe Extravaganza

(Continued from Page B16)

PAISLEY PRINT CHEESECAKE

Graham crust:
 1 cup graham cracker crumbs
 2 tablespoons sugar
 1/4 cup melted butter
 Stir together all ingredients and press into 9-inch springform pan. Bake 8 to 10 minutes. Cool.
 3 8-ounce packages cream cheese, softened
 1 cup sugar, divided
 1/2 cup dairy sour cream
 2 1/2 teaspoons vanilla, divided
 3 tablespoons flour
 3 eggs
 1 1/2 squares unsweetened baking chocolate, broken into pieces
 In large mixer bowl, combine

cream cheese, 1/4 cup sugar, sour cream, and 2 teaspoons vanilla. Beat on medium speed until smooth. Add flour, one tablespoon at a time, blending well. Add eggs and beat well.
 In small microwave-safe bowl, place chocolate. Microwave on high 1 1/2 to 2 minutes or until melted and smooth when stirred. Add 1 1/2 cups cream cheese mixture, 1/4 cup sugar, and 1/2 teaspoon vanilla, blend well. Spoon plain and chocolate mixture alternately into graham crust, ending with dollops of chocolate mixture on top. Gently swirl with knife for paisley effect. Bake at 450 degrees for 10 minutes, decrease temperature to 250 degrees and bake 35 minutes longer.
 Dawn Martin
 Fleetwood



Christopher Dwane Newswanger, son of Karey Newswanger.

SHORT CAKE

1 1/4 cups flour
 2 teaspoons baking powder
 1/2 teaspoon salt
 1/4 cup shortening
 1/4 cup sugar
 1 egg
 1/2 cup milk
 1 teaspoon vanilla
 Mix the ingredients well and pour into a greased 9x9-inch square pan. Bake at 350 degrees for 25 to 30 minutes. Serve with strawberries and milk.
My husband Dwane and I enjoy eating dairy products. We have one son, Christopher, who is almost 1 1/2 years old. He loves to drink milk too. Dwane works with his dad in construction and I am a homemaker. We enjoy living in the country.

Karey Newswanger
 Elizabethtown

SPREADING CHEESE

2 1/2 gallons milk
 Let milk sour until it is very thick (a few days). Heat until it is too hot to touch but not boiling. Drain through a course cloth bag; squeeze out as much liquid as possible. Put curds in a bowl and crumble. Let set at room temperature for 2 to 3 days or longer if stronger taste is desired.
 To the 4 cups curds, add 2 teaspoons baking soda, mix. Let stand 30 minutes. Stir in 1 1/2 cups warm water. Put all in double boiler. Heat to boiling, stir vigorously. Add 1/2 cup butter, 2 teaspoons salt. Add 1 more cup hot water, a little at a time. Cook 10 to 12 minutes longer until crumbs are dissolved. Stir occasionally until cold. Makes approximately 1 1/2 quarts cheese.
This is very good spread on homemade butter bread or used as a cracker dip. I makes this often as we live on a dairy farm and milk is plentiful.

Martha Ann Auker
 East Waterford

(Turn to Page B24)

Meyer




BUY BEFORE JUNE 15, 1994 FOR EXTRA DISCOUNTS

The Meyer Super Spreader

Meyer TSS Forage Boxes

A 3rd Auger for Unloading Packed Pen Manure Available



Ask Us ABOUT OUR FINANCING PROGRAM

Handles Liquids - Semi Liquids and Solid Manure

Fastest and most efficient unloading Forage Box on the Market

- ★ New Improved Spreading Pattern
- ★ Fast Unloading Time - No Messy Splattering.

- ★ Six Models Available 260, 325, 360, 390, 450 and 540 Bushel Units

Try A New Super Spreader Before You Invest - Free On Farm Demo

TSS
 Total Speed Systems
 500 & 600 Series Self Unloading Forage Boxes.
 5 Models Of Wagons Available Too!

- CAPACITY - More Capacity Per Floor, Length Than Anyone!
- NUMBER OF MOVING PARTS - Less Moving Parts Than Anyone
- SPEED SELECTION - More Speed Selection Than Anyone! Low Range, High Range Variable Speed.
- BOX CONSTRUCTION - Storage Design - More Upright And Cross Members Than Anyone.
- CLEAN OUT SPEED - Faster Clean Out Than Anyone.

WE HAVE THE COMPETITION BEAT!!

MEYER Mfg. Corp.

Dorchester, WI Ph. 715-654-5132

- | | |
|---|---|
| AGRI-COMMODITIES
1585 Granite Station
Gettysburg, PA | ERB & HENRY EQUIP. INC.
22-26 Henry Ave.
New Berlinville, PA |
| BINKLEY & HURST BROS., INC.
133 Rothaville Station Rd.
Lititz, PA | HISTAND'S FARM & HOME
RD 1, Box 231
Rome, PA |
| BUBB'S FARM SERVICE
RD #2
Muncy, PA | INCH EQUIPMENT
Box 247, E. Main St.
McAllisterville, PA |
| NORMAN D. CLARK & SON, INC.
Box 27, Main St.
Honey Grove, PA | MESSICK FARM EQUIPMENT
Rt. 283, Rheems Exit
Elizabethtown, PA |

MEYER'S IMPLEMENTS, INC.
400 N. Antrim Way
Greencastle, PA

MIFFLINBURG FARM SUPPLY
Route 45 East
Mifflinburg, PA

H.B. DUVALL, INC.
2 Orchard Rd.
Frederick, MD

ENFIELD EQUIPMENT
720 Wheeler School Rd.
Whiteford, MD

C.H. RINEHIMER
Route 11
Berick, PA

GEORGE V. SEIPE & SON
1521 Van Buren Road
Easton, PA


BEN VAN DUSEN MACHINERY
RD #2, Box 400
Sayre, PA

LONE MAPLE SALES & SERVICE
Route 869 West
Osterburg, PA

SANDY LAKE IMPLEMENT CO., INC.
RD 3
Sandy Lake, PA

PARMAK MAGNUM 12 SOLAR-PAK

Low Impedance (Model MAG. 12-SP) 12-V. Bat. Operated



Solar powered, uses free energy from the sun. Low impedance for maximum power, longer life, no operating costs. America's first solid state solar powered electric fence. Features the latest state-of-the-art solar panel. Solar-Pak has all the great Magnum 12 features plus solar power. Complete with sealed 12 volt Gel battery. Weatherproof, portable outdoor model. Charges up to 30 miles of fence. UL listed.

SALES AND SERVICE

PEQUEA BATTERIES

103B N. Ronks Rd., Ronks, PA 17572
 717-687-0880

Distributor & Warranty Station For Parmak



All-Plant LIQUID PLANT FOOD 9-18-9 PLUS OTHERS!

- Contains 100% white ortho phosphoric acid. Made in USA.
- Non-corrosive. Won't settle.
- Top quality. Excellent service.
- Newest equipment.
- Financially sound... and growing!

Big Demand Requires More Distributors!

- I sell to farmers. How do I become your distributor?
- I'm a farmer. What's the price? Where do I get it?

CALL or SEND FOR FACTS: Phone: 814-364-1349

ALL-PLANT LIQUID PLANT FOOD, INC.
 821 State Rd. 511 N., RFD 3,
 Ashland, Ohio 44805

FARM EQUIPMENT BUYERS TRUST THE NAME MEYER!