

June is dairy month

IN STOCK

RYDER SUPPLY CO.

539 Falling Spring Road


P.O. Box 219

Chambersburg, PA 17201 0219

Phone 717-263-9111

CUT FEEDING TIME WITH

WEAVERLINE SILAGE CART



Be Sure To Consider Weaverline Silage Cart

WHY?

- Feeding is Right At Your Fingertips
- Improves Dairy Feeding


You Will Enjoy Feeding Cows With The Easy Quiet & Fast Weaverline Cart... Many Sizes Available

- ★ 20% Larger Than The "Best Seller" Model 430
- ★ Larger Size For The Larger Herd
- ★ Full 36 Bushel Capacity
- ★ Extension Side Kit Available To Increase The Capacity On All Models.

NOW 4 SIZES AVAILABLE

420 - 424 - 430 - 436

NO MORE PAINTING!



"Can't get your walls clean?"

Kemlite's GLASBORD® frp wall panel cleans up easy!

GLASBORD® - GRADE B -

- Moistureproof
- Rustproof
- Dentproof
- Shatterproof
- Stain resistant

- Odorfree
- Will not rot or mildew
- Cleans simply/quickly
- U.S.D.A. accepted

Thrifty King™ ENERGY FREE UNITS



Model CT1 Cattle One-Drink Part No. 16271 28" x 20 1/2" x 18" Capacity: 50 cattle



Model CT2 Cattle Two-Drink Part No. 16258 42 1/2" x 24" x 18" Capacity: 100 cattle



Model CT6 Cattle Four-Drink Part No. 16300 42 1/2" x 35" x 18" Capacity: 200 cattle

Electric-free fountains that live up to the Ritchie® name.

RELAX... **Ritchie®** WATERS 'EM RIGHT



Model H23 Hog Two-Drink Part No. 16259 31 1/2" x 24 1/2" x 8" Capacity: 80 hogs



Model H24 Hog Two-Drink Part No. 16259 31 1/2" x 20" x 8" Capacity: 80 hogs



Model H24 Hog Four-Drink Part No. 16259 31 1/2" x 31 1/2" x 8" Capacity: 160 hogs

ALSO AVAILABLE

Ritchie WATER THAT WON'T QUIT.

THE CHEAPEST THING TO GIVE YOUR COWS... WATER

FOR MORE MILK!!! Give your cows lots of water from Ritchie Fountains

Water Is Cheaper Than Feed!

Recapping Your Ritchie® Fountains Makes Sense... And Saves Money!

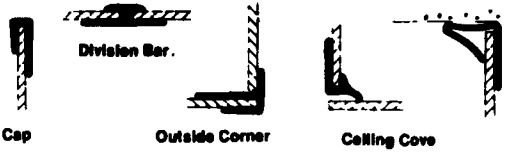


3 Cattle Fountain Designed for big service in small pens. Waters up to 100 head. Part No. 11255 17" x 28 1/2" x 20" high Electric (15.96W CSA approved) or Gas

2AC Multi-Purpose Fountain Waters calves, sheep and goats. Perfect for box stalls, small lots or feedlines. Waters up to 40 cattle/100 calves. Part No. 12295 10" x 24" x 18" high Electric (2.86W CSA approved)

Glasbord panel is a tough, semi-rigid wall lining material of fiberglass reinforced plastic — superior to metal and painted finishes. It installs easily in any type construction and is suitable for building new or refurbishing. Available in a variety of sizes, complete with all accessories. Also available with low smoke development, fire retardant properties. Ask about low smoke Fire-X Glasbord paneling.

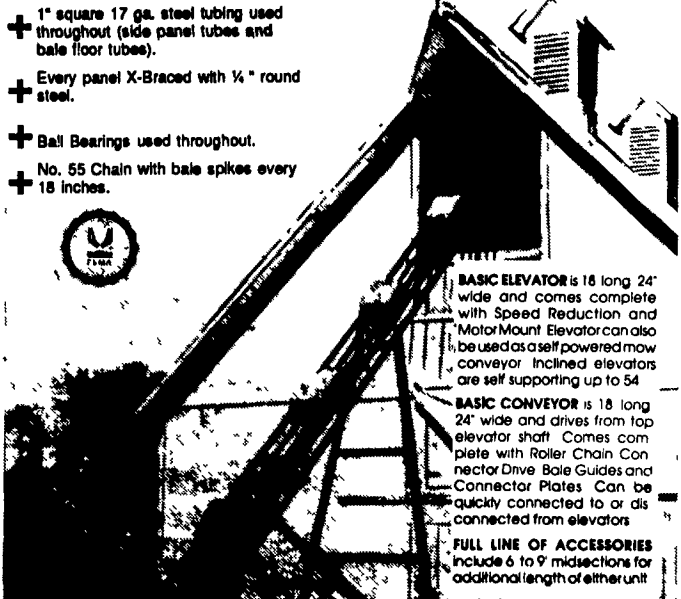
ACCESSORIES: Vinyl moldings are available. They add to the finished appearance and aid in making a watertight installation. Styles:



DRIVE RIVET You can expand them into solid furring strips, masonry walls or any other rigid backing.

MY-D HAN-D

BALE ELEVATORS CONVEYORS PORTABLE ELEVATORS



- + 1" square 17 ga. steel tubing used throughout (side panel tubes and bale floor tubes).
- + Every panel X-Braced with 1/2" round steel.
- + Ball Bearings used throughout.
- + No. 55 Chain with bale spikes every 18 inches.

BASIC ELEVATOR is 18 long 24" wide and comes complete with Speed Reduction and Motor Mount. Elevator can also be used as self-powered mow conveyor. Inclined elevators are self supporting up to 54'.

BASIC CONVEYOR is 18 long 24" wide and drives from top elevator shaft. Comes complete with Roller Chain Connector Drive Bale Guides and Connector Plates. Can be quickly connected to or disconnected from elevators.

FULL LINE OF ACCESSORIES include 6 to 9' midsections for additional length of either unit.

MADE IN USA BUY AMERICAN

MY-D HAN-D: BUILT LIKE YOUR FARM DEPENDS ON IT. Pound for Pound, Dollar for Dollar MY-D HAN-D Gives You More

STRESS-FREE ROW CROP GUIDANCE



- Unique design keeps the implement parallel with the rows even when the tractor moves laterally as it drifts off course. Most other systems oversteer the toolbar which adds damaging side pressure to the stabilizing coulters.
- Automatically compensates for sidehill drift
- Eliminates excessive pull and stress on hydraulic components associated with other guidance systems.
- Very few moving parts provide smooth, friction-free lateral movement.
- Works effectively on all conventional and ridge-till cultivators, planters and 4-wheel drive articulated tractors.

Automatic