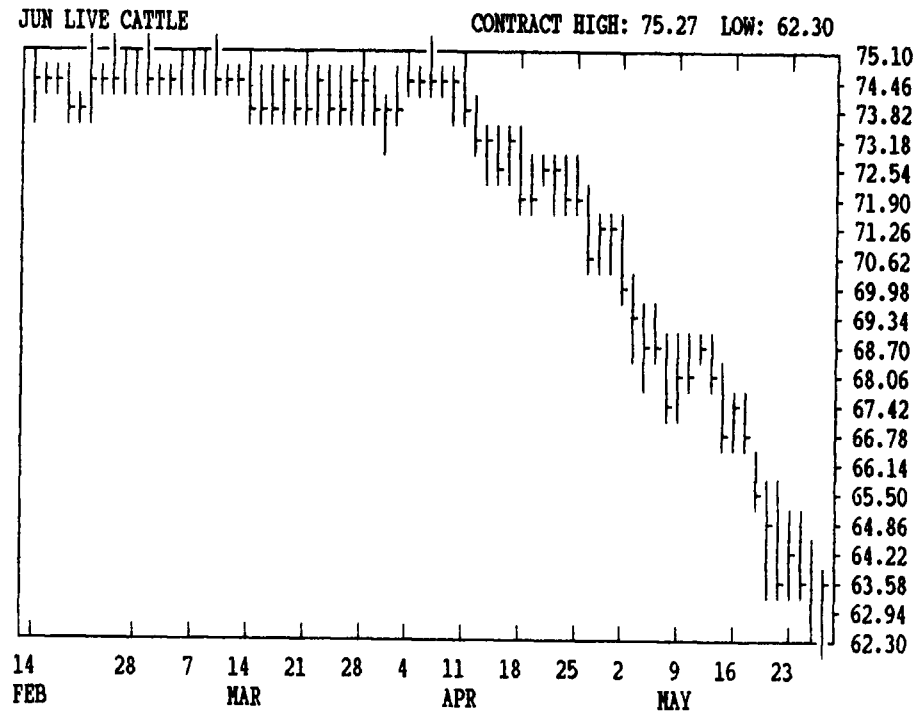
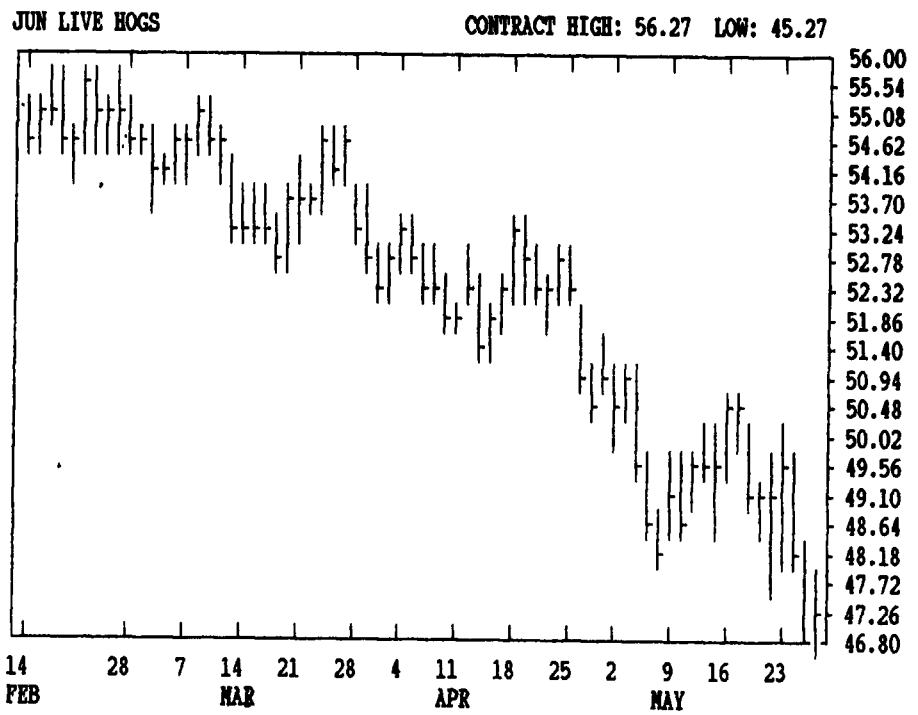
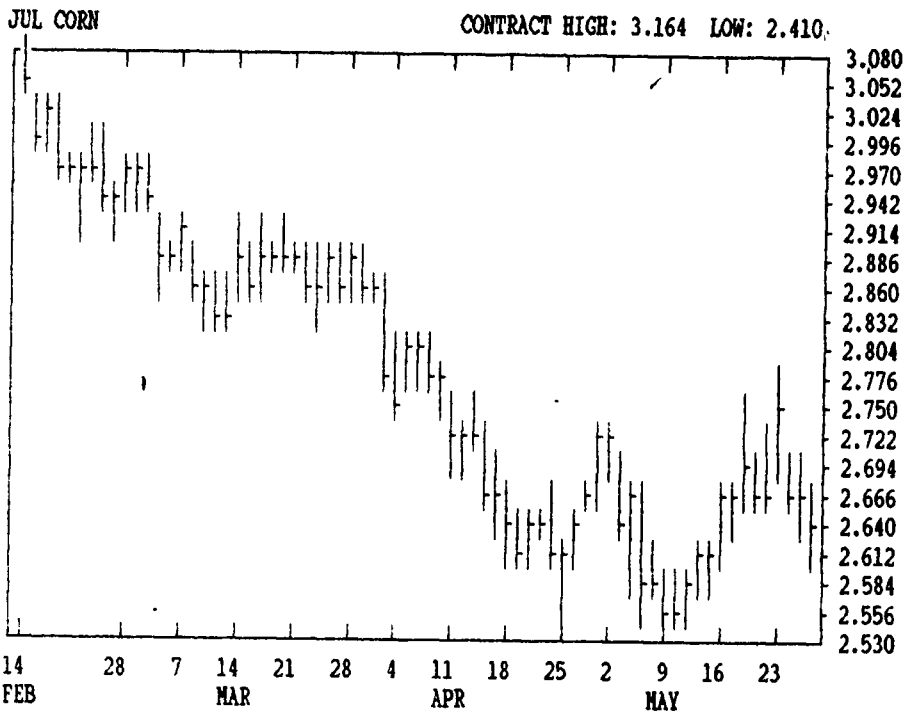


GRAIN, CATTLE AND HOG FUTURES MARKETS

(Closing bids: Thursday, May 26, 1994)



DTN FUTURES 14 05/26/94		TECHNICAL POINTS				SLOW STOCHASTIC						
PRICES ARE DECIMAL		MOVING AVERAGES		RSI'S		5 DAY		20 DAY				
CONTRACT	CLOSE	4-DAY	9-DAY	18-DAY	45-DAY	9DAY	14DAY	30DAY	%K	%D	%K	%D
WHEAT JUL	321.75	329.75	327.25	326.60	325.12	43.0	45.6	47.2	43	61	58	59
WHEAT DEC	338.50	346.50	343.03	341.28	338.08	45.4	48.0	49.1	48	68	68	68
KCWHT JUL	326.00	331.69	329.39	328.29	325.66	46.1	48.3	49.1	43	61	61	61
KCWHT DEC	336.00	342.50	339.19	337.44	334.23	47.3	49.4	50.0	46	64	68	66
MNWHT JUL	340.50	345.00	345.58	342.87	335.68	46.8	49.9	50.9	30	39	58	68
CORN JUL	264.50	268.44	268.22	264.43	269.97	45.7	45.9	43.9	17	34	59	66
CORN SEP	259.00	264.37	263.17	257.86	261.97	47.0	47.5	46.3	21	45	67	73
CORN DEC	252.25	258.31	257.14	251.04	253.98	46.8	48.1	47.6	18	44	67	76
OATS JUL	116.75	121.56	121.83	118.97	123.56	38.7	40.6	40.3	15	43	64	80
BEANS JUL	672.25	693.62	692.47	678.64	671.77	44.7	47.4	48.8	13	42	55	76
BEANS AUG	670.00	690.44	688.19	673.74	666.31	45.8	48.3	49.1	13	43	57	78
BEANS NOV	641.00	659.06	653.19	635.44	629.88	49.4	51.3	51.4	18	49	64	83
NEAL JUL	193.20	197.90	194.93	191.31	190.57	50.5	51.7	50.8	22	51	60	74
BNOLL JUL	27.74	28.81	29.40	28.94	28.43	35.2	40.5	46.2	6	25	42	70
CATTLE JUN	63.97	63.71	64.84	66.62	70.52	32.5	29.8	29.7	22	15	7	6
CATTLE AUG	64.82	64.57	65.30	66.57	69.54	37.1	33.9	32.3	32	28	12	11
FCTL MAY	74.82	74.55	74.56	75.40	78.20	39.9	35.7	35.8	84	68	20	14
HOGS JUN	47.42	48.07	48.97	49.25	51.14	31.9	33.8	37.0	15	30	20	26
HOGS AUG	46.10	46.94	47.50	47.83	48.99	31.8	34.1	37.2	16	37	28	31
PKBLS MAY	41.22	42.75	43.90	45.20	50.34	22.8	25.6	31.4	10	32	12	13

CORN				CHICAGO WHEAT				K.C. WHEAT				
MONTH	HIGH	LOW	LAST CHG	MONTH	HIGH	LOW	LAST CHG	MONTH	HIGH	LOW	LAST CHG	
JUL	2662	2612	2644* -22	JUL	3300	3192	3216* -90	JUL	3314	3230	3260* -54	
SEP	2610	2556	2590* -26	SEP	3360	3254	3270* -94	SEP	3350	3262	3286* -66	
DEC	2542	2492	2522* -24	DEC	3470	3364	3384* -84	DEC	3430	3340	3360* -76	
MAR	2606	2564	2586* -24	MAR	3504	3414	3416* -96	MAR	3430	3354	3380* -64	
MAY	2644	2610	2630* -22	MAY	3466	3366	3366* -92	MAY		3330*	-64	
JUL	2660	2620	2644* -22	JUL	3220	3180	3200* -40	MINN WHEAT				
SEP	2560	2560	2560* 0	OATS				JUL	3450	3354	3404* -44	
DEC	2494	2470	2486* -12	JUL	1186	1160	1166* -22	SEP	3360	3256	3294* -60	
MAR				SEP	1236	1210	1220* -12	DEC	3412	3320	3352* -66	
				DEC	1300	1282	1290* -10	MAR	3430	3390	3390* -74	
				MAR			1334* -10	MAY		3500*	0	
				SOYBEAN MEAL				SOYBEAN OIL				
JUL	6750	6660	6722* -26	JUL	1943	1911	1932* -5	JUL	2797	2740	2774* -4	
AUG	6720	6634	6700* -22	AUG	1937	1907	1928* -4	AUG	2795	2730	2771* 0	
SEP	6564	6470	6536* -22	SEP	1925	1895	1912* -7	SEP	2775	2715	2751* -7	
NOV	6434	6340	6410* -20	OCT	1902	1873	1890* -10	OCT	2710	2635	2690* +17	
JAN	6486	6390	6452* -24	DEC	1895	1860	1876* -15	DEC	2655	2575	2642* +19	
MAR	6534	6460	6524* -4	JAN	1897	1868	1878* -16	JAN	2640	2550	2635* +30	
MAY	6540	6500	6540* -20	MAR	1915	1882	1915* +2	MAR	2620	2575	2620* +25	
JUL	6564	6480	6524* -20	MAY			1888* -17	MAY	2615	2530	2615* +25	
AUG												
NOV	6250	6180	6200* -24									

LIVE CATTLE				FEEDER CATTLE				LIVE HOGS			
MONTH	HIGH	LOW	LAST CHG	MONTH	HIGH	LOW	LAST CHG	MONTH	HIGH	LOW	LAST CHG
JUN	6397	6230	6397*+150	AUG	7310	7110	7310*+150	JUN	4795	4680	4742* +37
AUG	6482	6307	6482*+150	SEP	7342	7130	7342*+150	JUL	4805	4695	4727* -10
OCT	6745	6570	6745*+150	OCT	7367	7150	7367*+150	AUG	4670	4555	4610* +15
DEC	6890	6720	6890*+150	NOV	7430	7265	7430*+150	OCT	4340	4257	4277* 0
FEB	6960	6790	6960*+150	JAN	7455	7295	7455*+150	DEC	4395	4330	4365* -10
APR	7120	6940	7120*+150	MAR	7405		7405*+150	FEB	4420	4355	4390* +10
JUN	6840	6755	6840*+150	APR	7400	7245	7400*+150	APR	4310	4260	4290* +20
AUG				MAY				JUN	4850	4825	4850* +27
				CANADIAN DOLLAR				PORK BELLIES			
				JUN	7225	7202	7211* -11	JUL	4225	4100	4122* -40
				SEP	7195	7172	7182* -12	AUG	4165	4020	4062* -17
				DEC	7167	7151	7157* -13	FEB	5050	4975	4992* -82
				US DOLLAR INDEX				GERMAN MARK			
				JUN	9257	9253	9257a -9	MAY	5005	4910	4910* -97
				SEP	9294	9290	9290* -10	JUL	5285	5175	5285* -40
				S&P 500 INDEX				JULY 5200 5200 5200*-200			
				JUN	45810	45530	45730*+115	JUN	6098	6058	6065* -7
				SEP	46040	45760	45965*+115	SEP	6090	6050	6058* -8
				DEC	46315	46040	46235*+115	DEC	6090	6060	6062* -9
				MAR	46635	46390	46580*+110	MAR	6082		6072* -10
				JAPANESE YEN							
				JUN	9624	9554	9562* -32				
				SEP	9680	9621	9629* -32				
				DEC	9700	9700	9703* -32				

