


case made the **BEST COMBINE BETTER!**

The **ROTOR** is still the **HEART** of the **AXIAL-FLOW COMBINE** but check out these changes in the **NEW MODELS...**



- **MORE HORSEPOWER...**

The 1644 has more engine HP than the model 1460 manufactured up to 1985... and the 1666 has more engine HP than the model 1480 manufactured up to 1985...

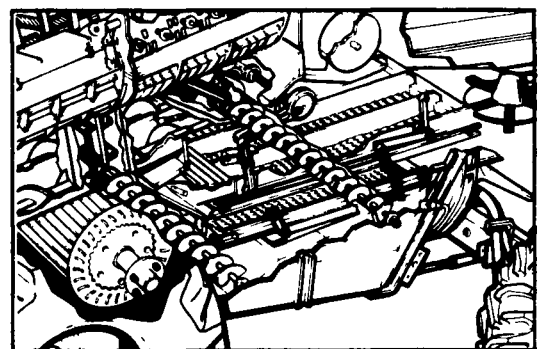
<u>MODEL</u>	<u>HORSEPOWER</u>
1644	- 180
1666	- 215
1688	- 260

- **LONGER SIEVES...**

Both the chaffer and shoe sieves are 13" longer than previous models increasing the cleaning area by 25.9%...


- **CROSS FLOW FAN...**

Patented chevron design moves air evenly over the entire sieve surface giving excellent grain quality in all kinds of crops...



- **FIELD TRACKER...**

Permits the header to follow ground contours, independent of the combine by automatically tilting from side to side in response to terrain changes...



**You'll find the BEST COMBINE at
C.B. HOOBER & SON INC., where you also
get the BEST COMBINE SERVICE!**

All New & Used Products
Backed By
Hoover Parts & Service

(717) 768-8231

HOOBER
C.B. HOOBER & SON INC.
INTERCOURSE, PA

case