


### Spring Garden Repair



**Isaac S. Stoltzfus**  
145 Spring Garden Road  
Kinzers, PA 17535



Gas & Diesel Engine Rebuilding  
Cast & Aluminum Head Rebuilding & Welding  
Block Boring & Sleeving  
Flywheel Grinding  
Engine Parts  
Tractor Pistons & Sleeve Kits  
Rebuilt Tractor Heads  
New & Rebuilt Water Pumps



**JD 515**  
**30ft. FOLD UP DRILL**  
EXCELLENT CONDITION  
(717) 692-2879

17 Years of Professional Sales & Service  
717-738-4215

**WES STAUFFER**  
**ENGINES & EQUIPMENT**

Mon. & Wed. 8-5:30  
Tue., Thur., Fri. 8-3 Sat. 8-3  
23 Pleasant Valley Rd.  
East of Ephrata off Rt. 322

**YOUR FULL SERVICE ENGINE DEALER**




Special Prices On Selected Engines • We Ship UPS

**HONDA**  
Power  
Equipment

**Engines**

Replacement Power You Can Trust



G100	2.2 HP	\$228.00
Gx120	4 HP	\$274.00
Gx160	5.5 HP	\$292.00
Gx270	9.0 HP	\$474.00
Gx390	13 HP	\$550.00
Gx610	18 HP	\$875.00
Gx620	20 HP	\$980.00

All Units Have "Oil Alert" Except 2.2 HP

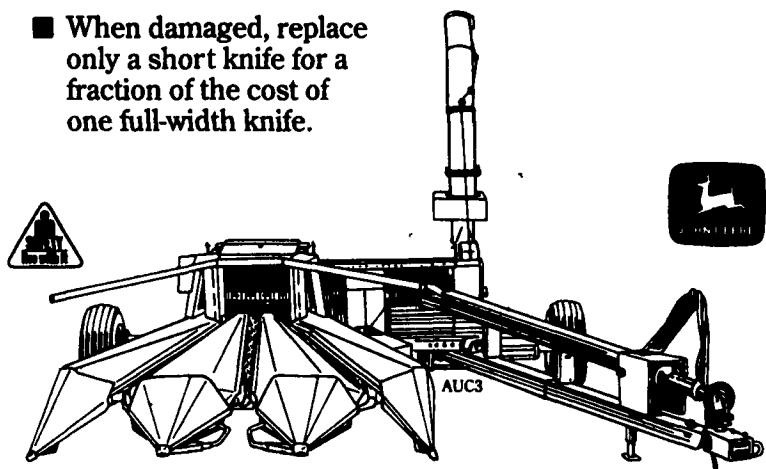
Postpaid  
Pa. Residents Add  
6% Tax - Send Check  
With Order To:

**Blue Mt. Small Engine Serv.**  
Three Sq. Hollow Rd.  
Newburg, PA 17240  
717-423-5358  
Let's Phone Ring 10 Times

# JOHN DEERE JOHN DEERE

## SAVE HORSEPOWER, TIME, AND MONEY


- Only John Deere forage harvesters feature the Dura-Drum™ cutterhead, with economical segmented knives. Less plugging.
- Knife sharpening is a breeze. Adjustments, a cinch.
- When damaged, replace only a short knife for a fraction of the cost of one full-width knife.



GOOD DEALS... AND A GOOD DEAL MORE

## THE NEW POWER IN FORAGE HARVESTING IS HERE

- Four horsepower choices: 270-, 330-, 375-, and 430-hp.
- Features a swing-away feedroll housing for easy, unobstructed access to the Dura-Drum™ cutterhead.
- Efficient "straight-through" crop handling.
- Push-button sharpening of the cutterhead knives.



GOOD DEALS... AND A GOOD DEAL MORE

## Previously Owned Equipment

### TRACTORS

JD 950 2WD With Front Blade, 580 Hrs.	\$ 8,899
JD 2840 Open Station w/Ldr. 2,000 Hrs.	\$14,500
JD 4240 Cab, Quad-Range, 4,206 Hrs.	\$19,899

### COMBINES/FORAGE EQUIPMENT

JD 9500 1497 Eng Hrs, 1091 Sep Hrs.	\$75,700
JD 9500 976 Sep Hrs, 1275 Eng Hrs.	\$76,735
JD 9500 1661 Sep Hrs, 2462 Eng Hrs.	\$75,700
JD 6620 2000 Hrs, Straw Chopper	\$27,294

### COMBINE CORN HEADS/GRAIN PLATFORMS

JD DP Grain Plat 15' Level Land Drive	\$ 499
JD 215 Grain Plat Flex Sidehill Drive	\$ 1,599
JD DP Grain Plat 15' Level Land Drive	\$ 1,249
JD 913 Grain Plat 13' Flex	\$ 7,397
JD 915 Grain Plat 13' Flex	\$ 8,750

### PLANTERS/DRILLS

JD 7200 6 Row Vacuum Planter	\$14,499
------------------------------	----------

### TILLAGE

JD 712 Mulch Tiller 13'9"	\$ 5,895
JD 712 Mulch Tiller 13'9"	\$ 5,895

### MISCELLANEOUS

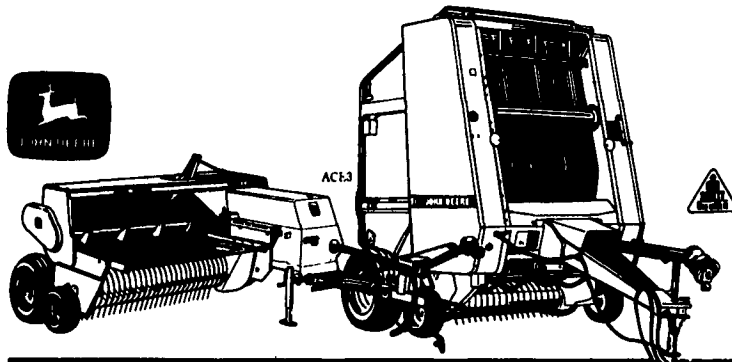
Gehl 99 Forage Blower	\$ 1,250
-----------------------	----------

# JOHN DEERE

## SQUARE BALES OR ROUND, YOU'RE IN THE BEST SHAPE WITH JOHN DEERE



- Stop in and look over the complete and completely advanced John Deere baler line
- See the 435 and 535 Round Balers that can both surface-wrap and twin-tie
- See square balers with the hay control to produce bales that stack like bricks
- Five round baler models, 750- to 2,000-pound bales  
Three 14x18-inch square balers, one 16x18-inch square baler.



GOOD DEALS... AND A GOOD DEAL MORE



- Cat 944 A Payloader w/cab
- AC G w/cultivator
- JD 16.9x38 hub duals
- JD 2020
- JD M w/snow blade
- Int. 886 w/partial cab, WF, dual remotes
- Int. 766
- Int. 656 dsl; high clear
- Int. Cub w/Equip
- 3000 Ford
- 600 Ford
- 9N Fords
- 140's w/Mid-Mount Mower
- Super A's w/Mid-Mount Mowers
- AC-B with Mid Mount Mower
- N.H. LB620 Backhoe & Loader w/3 pt Hitch Attachment
- Maudlin Blacktop Paver w/Deutz Diesel & 8' Scream
- 1 Ton Blacktop Roller
- Huber F-1500 Grader
- A C - 6G Crawler Loader
- Cat 955H Crawler Loader
- 1987 Superior 22 Ton Tag-A-Long Trailer w/Air Brakes & Hyd Ramps
- 1981 Int Grain Truck Model S1800 w/DT 466 Diesel & 16' Body w/Metal Sides
- Int Model 350 9' transport disc
- MF transport disc, 12 center, 3' wings w/cylinder
- Ford 4BT semi-mount plow, auto reset w/new 18" bottoms
- JD 4BT model A2600 semi-mount plow, 18" bottoms
- New Brillion 12' Cultipacker
- Int 56 2R pull corn planter
- New 3 pt Fert. Spreader
- 3 pt. Stone Rakes
- 3 pt. Box Scrapers Regular & Heavy Duty 3 Pt. Scraper Blades
- Heavy Front Blades
- New Woods Rotary Mowers 5' to 15' in stock at special Prices. Buy Now & Save!
- Large Selection of New Used & Reconditioned Equipment & Tractors

# LEHIGH AG EQUIPMENT, INC.

6670 Rupperville Road, Allentown, PA 18106

215-398-2553

Convenient Hours  
Mon. - Fri.  
7:30 to 5:30  
Saturday 7:30 to 3:00



We Ship Parts Same Day To Your Farm!

**YORK COUNTY FARM & INDUSTRIAL EQUIPMENT Co., INC**  
Box 222  
EMIGSVILLE, PA  
(717) 764-6412  
OR (717) 764-5115