

# HAY

# FARMERS!


Did you know Ford/New Holland Hay Equipment is #1 in the world!

How many are you using on your farm?

Is there anything you need to make your *Hay In May!*


## SQUARE BALERS

- |                              |                                     |
|------------------------------|-------------------------------------|
| Model 565 - Twine            | Model 77 - Hydraulic Kicker Thrower |
| Model 570 - Twine            | Model 132 - Bale Carrier            |
| Model 570 - Wire             | Model D-800 2'x3'x8' Square Baler   |
| Model 575 - Twine            | Model D-1000 2'x3'x8' Square Baler  |
| Model 575 - Wire             | Model 2000 - 3'x4'x8' Square Baler  |
| Model 72 - Belt Type Thrower |                                     |





## ROUND BALERS

- Model 630 - 4'x4' Round Baler
- Model 640 - 4'x5' Round Baler - Auto Wrap
- Model 640 - 4'x5' Round Baler - Bale Command
- Model 640 - 4'x5' Round Baler - Twine & Netwrap
- Model 640 - 4'x5' Round Baler - Silage Special
- Model 650 - 4'x6' Round Baler - Autowrap
- Model 650 - 4'x6' Round Baler - Bale Command
- Model 650 - 4'x6' Round Baler - Twine & Netwrap
- Model 660 - 5'x6' Round Baler - Autowrap
- Model 660 - 5'x6' Round Baler - Bale command
- Model 660 - 5'x6' Round Baler - Twine & Netwrap



## FORAGE HARVESTER

- Model 718 - P.T. Forage Harvester - 540 R.P.M.
- Model 790 - P.T. Forage Harvester - 540 R.P.M.
- Model 790 - P.T. Forage Harvester - 1000 R.P.M.
- Model 790 - P.T. Forage Harvester - 540 R.P.M. Metal Detector
- Model 790 - P.T. Forage Harvester - 1000 R.P.M. Metal Detector
- Model 900 - P.T. Forage Harvester - 1000 R.P.M.
- Model 900 - P.T. Forage Harvester - 1000 R.P.M. Metal Detector
- Model 1915 - 270 H.P. - S.P. Forage Harvester - 2WD
- Model 1915 - 270 H.P. - S.P. Forage Harvester - 4WD
- Model 2115 - 350 H.P. - S.P. Forage Harvester - 2WD
- Model 2115 - 350 H.P. - S.P. Forage Harvester - 4WD



## DISCBINE MOWER CONDITIONER

- Model 408 - 8'2" Discbine - 540 R.P.M.
- Model 411 - 9'9" Discbine - 540 R.P.M.
- Model 411 - 9'9" Discbine - 540 R.P.M. Swivel Hitch
- Model 411 - 9'9" Discbine - 1000 R.P.M.
- Model 412 - 9'9" Discbine - 540 R.P.M. Flail Conditioner
- Model 412 - 9'9" Discbine - 540 R.P.M. Flail Conditioner Swivel Hitch
- Model 412 - 9'9" Discbine - 1000 R.P.M. Flail Conditioner
- Model 415 - 11'4" Discbine - 1000 R.P.M.
- Model 415 - 11'4" Discbine - 1000 R.P.M. Swivel Hitch




## HAYBINE MOWER CONDITIONER

- Model 472 - 7'3" Haybine Std. Guards
- Model 472 - 7'3" Haybine Stub Guards
- Model 488 - 9'3" Haybine Std. Guards
- Model 488 - 9'3" Haybine Stub Guards
- Model 492 - 9'3" Haybine Std. Guards
- Model 492 - 9'3" Haybine Stub Guards
- Model 499 - 12'3" Pivot Tongue Haybine 540 R.P.M.
- Model 499 - 12'3" Pivot Tongue Haybine - 1000 R.P.M.

## SELF PROPELLED WINDROWERS

- Model 2450 - 87 H.P. - S.P. Windrower - 12' Header
- Model 2450 - 87 H.P. - S.P. Windrower - 14' Header
- Model 2450 - 87 H.P. - S.P. Windrower - 16' Header
- Model 2550 - 100 H.P. - S.P. Windrower - 12' Header
- Model 2550 - 100 H.P. - S.P. Windrower - 14' Header
- Model 2550 - 100 H.P. - S.P. Windrower - 16' Header
- Model 2550 - 100 H.P. - S.P. Windrower - 18' Header



Ford Credit

Bring This Check List To Your Nearest Ford New Holland Dealer ... Find Out How We Can Make Your Farm Chores Easier!