

Walco
Finishing Mower

- DESIGNED TO GIVE YOUR LAWN A PROFESSIONAL CUT
- FOUR WHEELS FOLLOW THE CONTOURS OF YOUR LAWN
- FREE FLOATING HITCH ALLOWS MOWER TO FLOAT
- FRONT MOUNT ROLLER PREVENTS SCALPING



**AVAILABLE IN
48", 60", 72"
WIDTHS**



WRAP IN THE QUALITY

**With A Full Range Of Bale Wrappers
For Farmers and Contractors**

- Mounted and trailed machines
- In Cab cable controls with the option of electric on the TR86.
- Handles bales up to 5'6" in diameter and up to 1200 kg in weight.
- Handles 500mm or 750mm film.
- Twin rams on TR86 loading arm.
- Mechanical cut and hold on TR86.
- Bale counter standard.

BUILT FOR RELIABILITY AND STRENGTH



PARMITER

P. J. Parmiter & Sons Limited


MASCHIO
ROTARY CULTIVATOR



Modern design for today's smaller H.P. tractors. Ideal tiller for large gardens, small acreage farms, orchards, nurseries, and vegetable growers. As with all Maschio tillers, these units feature superior quality and heavy duty construction.

Ficklin Grain Carts


Built with the farmer in mind!



SAVE TIME - SAVE MONEY

The large capacity FICKLIN GRAIN CART allows you to load on the go, to keep your combine running. Sizes range from 470 bu. to a whopping 600+ bu. can be augered out in approximately 3-4 minutes.


Big 12-inch 12 ga. tube with 1/4-inch double flight screw folds hydraulically close to grain cart. This front-fold auger, with a spring loaded bearing to assure auger alignment, can easily be seen by operator from tractor and requires less shed room.



3,340 pounds of the loaded weight is transferred to the tractor tires. The remainder of the weight is carried by big 18.4x26 10-ply tires to reduce solid compaction. The FICKLIN GRAIN CART comes with a 1,000 P.T.O. and can be used with a 540 R.P.M. tractor by using an adapter


Carts available in orange, green or red

Demo 8•10•12•18 TON RUNNING GEARS



THE FEATURES THAT MAKE THE DIFFERENCE

- Short turning radius
- Automotive-type steering with built-in stops
- Adjustable reach pole from 86" to 180"
- Extendable tongue for easier hook-up
- Adjustable bolster from 38" to 42"
- Heavy-duty spindle and hub assembly
- Wide tread width for extra safety



Telephone (717) 733-7951

HAMILTON EQUIPMENT, INC.

Wholesale Distributors

Call Us For Your Nearest Authorized Dealer

Ephrata, PA
●
Raphine, VA