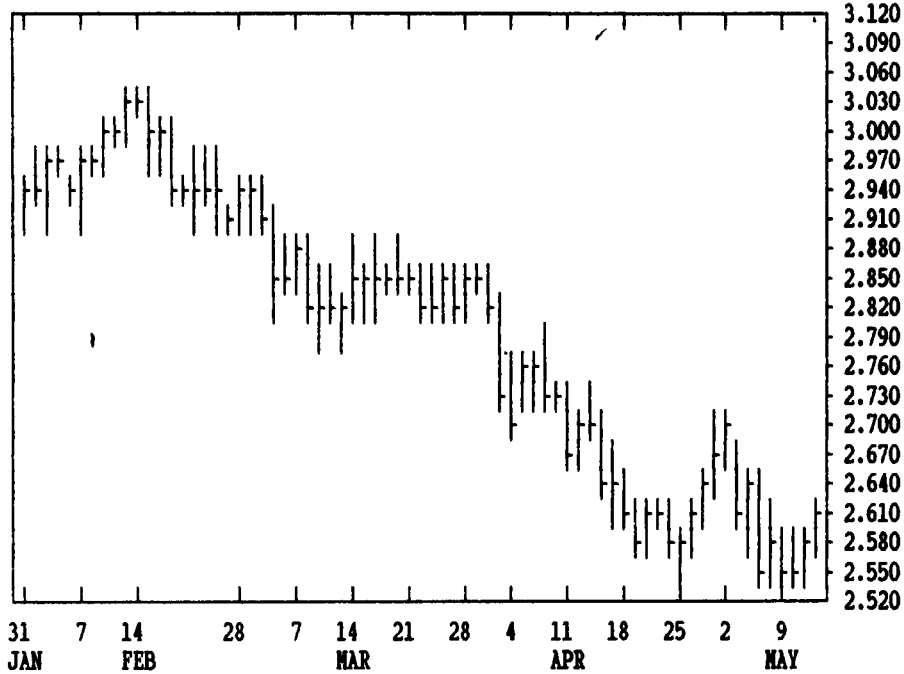


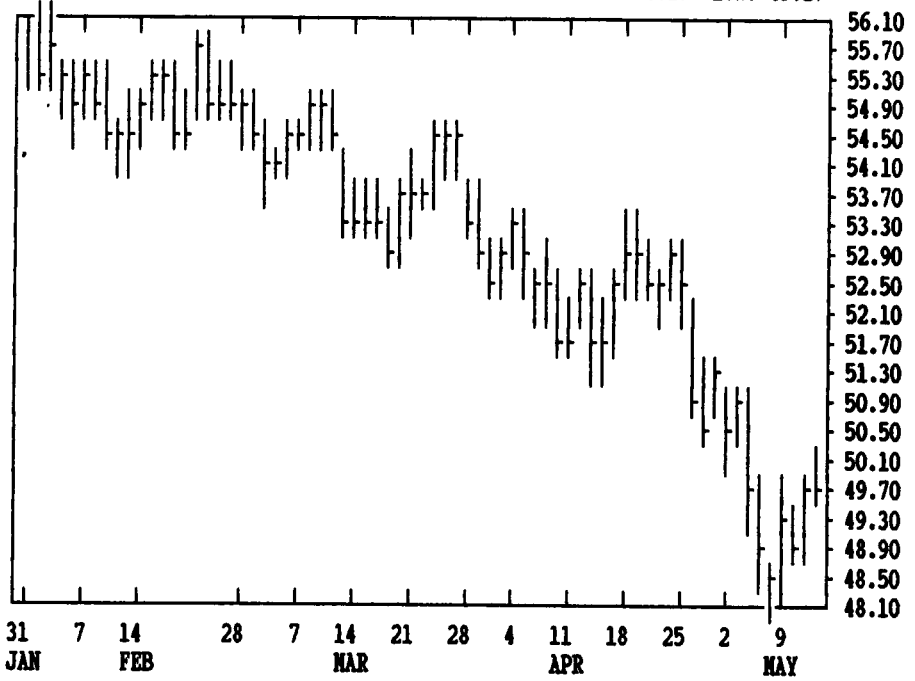
GRAIN, CATTLE AND HOG FUTURES MARKETS

(Closing bids: Thursday, May 12, 1994)

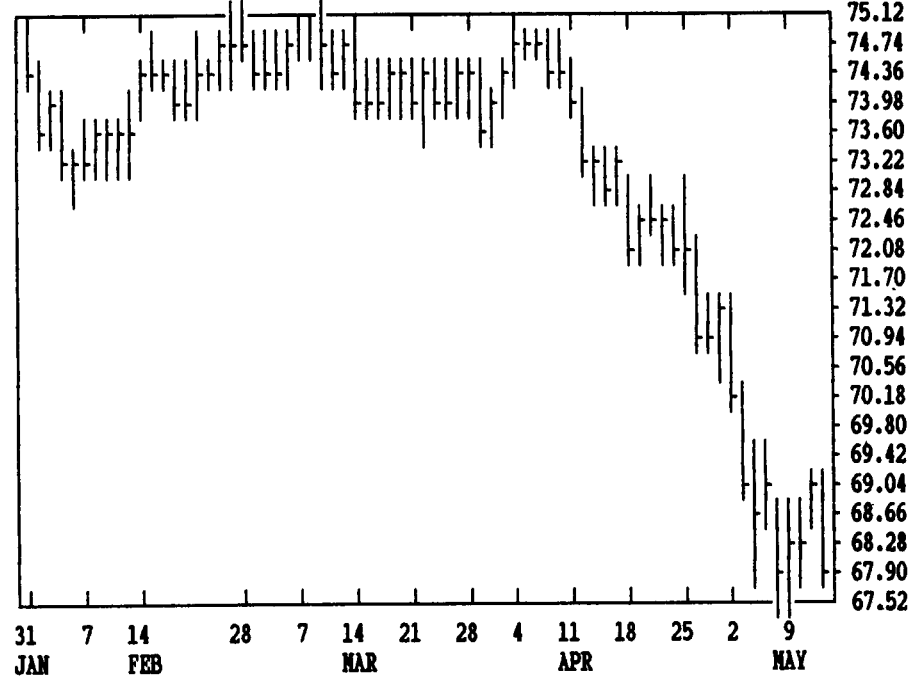
DTN GRAINS 18 MAY CORN CONTRACT HIGH: 3.162 LOW: 2.384



DTN LIVESTOCK 18 JUNE LIVE HOGS CONTRACT HIGH: 56.27 LOW: 45.27



DTN LIVESTOCK 19 JUNE LIVE CATTLE CONTRACT HIGH: 75.27 LOW: 67.52

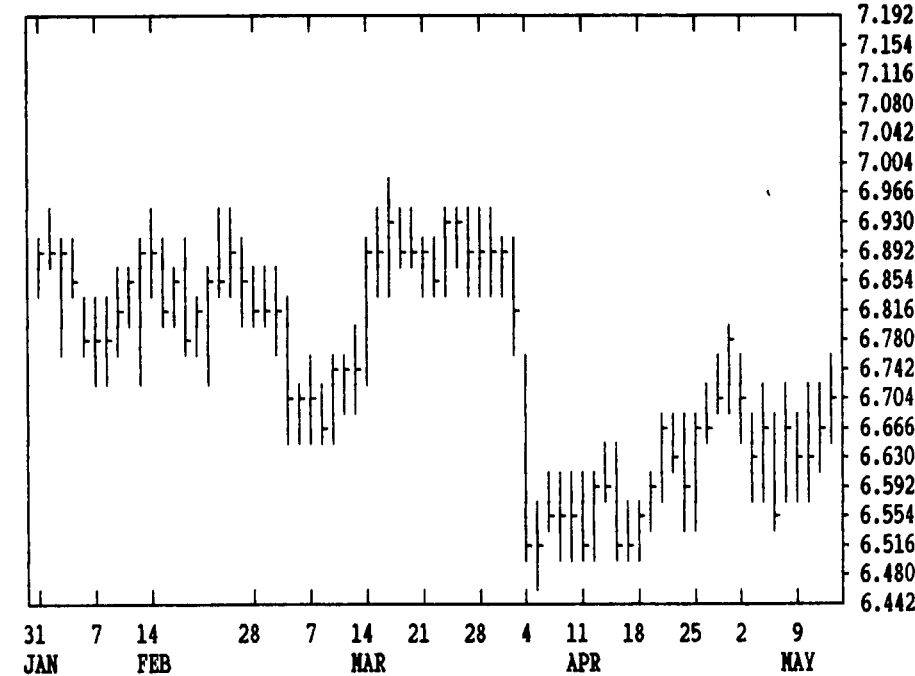


| DTN FUTURES 14 05/12/94 | | TECHNICAL POINTS | | | | SLOW STOCHASTIC | | | | | | |
|-------------------------|------------|------------------|--------|--------|--------|-----------------|-------|--------|----|----|----|----|
| PRICES ARE DECIMAL | | MOVING AVERAGES | | RSI'S | | 5 DAY | | 20 DAY | | | | |
| CONTRACT | CLOSE | 4-DAY | 9-DAY | 18-DAY | 45-DAY | 9DAY | 14DAY | 30DAY | %K | %D | %K | %D |
| WHEAT | MAY 318.00 | 318.19 | 324.14 | 321.81 | 329.62 | 38.6 | 40.1 | 41.7 | 12 | 9 | 26 | 37 |
| WHEAT | JUL 322.00 | 322.75 | 327.53 | 323.12 | 324.73 | 43.7 | 45.9 | 46.6 | 12 | 13 | 48 | 62 |
| KCWHT | MAY 324.00 | 324.69 | 336.06 | 333.40 | 333.69 | 37.3 | 40.8 | 43.7 | 11 | 6 | 19 | 44 |
| KCWHT | JUL 324.00 | 324.31 | 328.61 | 324.33 | 324.70 | 46.3 | 47.8 | 47.9 | 15 | 11 | 45 | 59 |
| NGEWT | MAY 389.00 | 384.00 | 384.44 | 371.49 | 352.04 | 67.4 | 67.0 | 62.8 | 26 | 27 | 75 | 79 |
| CORN | MAY 260.25 | 257.75 | 260.22 | 260.83 | 271.46 | 46.5 | 43.2 | 40.7 | 33 | 21 | 17 | 21 |
| CORN | JUL 261.50 | 258.62 | 261.83 | 263.46 | 274.55 | 44.4 | 41.3 | 39.6 | 32 | 19 | 14 | 17 |
| CORN | DEC 247.50 | 243.94 | 245.92 | 249.37 | 255.54 | 47.4 | 44.6 | 43.2 | 51 | 29 | 17 | 13 |
| OATS | MAY 115.25 | 111.81 | 111.89 | 114.32 | 122.04 | 53.2 | 46.6 | 40.6 | 86 | 51 | 28 | 15 |
| BEANS | MAY 672.25 | 667.37 | 666.36 | 667.00 | 671.67 | 56.6 | 53.5 | 49.7 | 74 | 63 | 61 | 53 |
| BEANS | JUL 668.25 | 665.19 | 665.28 | 665.94 | 671.47 | 53.2 | 51.0 | 48.2 | 63 | 54 | 58 | 54 |
| BEANS | NOV 619.25 | 615.19 | 618.72 | 620.65 | 630.62 | 48.9 | 46.7 | 45.0 | 40 | 28 | 36 | 42 |
| NEAL | MAY 186.60 | 186.22 | 186.92 | 188.06 | 190.57 | 44.9 | 44.3 | 43.6 | 33 | 32 | 28 | 26 |
| BNOIL | MAY 29.02 | 28.67 | 28.54 | 28.43 | 28.35 | 65.6 | 60.4 | 55.2 | 80 | 63 | 80 | 73 |
| CATTLE | JUN 68.13 | 68.41 | 68.77 | 70.31 | 72.57 | 28.1 | 27.6 | 30.9 | 50 | 37 | 12 | 11 |
| CATTLE | AUG 67.45 | 67.84 | 68.09 | 69.16 | 71.16 | 28.4 | 27.4 | 29.6 | 51 | 43 | 15 | 13 |
| FCTL | MAY 76.07 | 76.09 | 76.50 | 77.70 | 79.55 | 30.4 | 30.5 | 35.1 | 39 | 32 | 11 | 12 |
| HOGS | JUN 49.80 | 49.45 | 49.61 | 50.76 | 52.20 | 43.1 | 40.8 | 40.9 | 62 | 46 | 22 | 15 |
| HOGS | AUG 48.58 | 48.45 | 48.17 | 48.71 | 49.88 | 49.1 | 45.5 | 43.1 | 79 | 73 | 39 | 26 |
| PKBLS | MAY 46.33 | 46.53 | 46.77 | 49.15 | 53.01 | 36.5 | 34.8 | 37.0 | 66 | 56 | 25 | 16 |

| LIVE CATTLE | | | | FEEDER CATTLE | | | | LIVE HOGS | | | |
|-------------|-------|-------|-------|---------------|-------|-------|-------|-----------|-------|-------|-------|
| JUN | AUG | OCT | DEC | JUN | AUG | OCT | DEC | JUN | AUG | OCT | DEC |
| 6915 | 6835 | 7077 | 7175 | 7650 | 7840 | 7835 | 7835 | 5015 | 5025 | 4870 | 4457 |
| 6807 | 6732 | 7000 | 7105 | 7600 | 7757 | 7775 | 7765 | 4965 | 4965 | 4835 | 4417 |
| 6812* | 6745* | 7005* | 7112* | 7607* | 7767* | 7790* | 7782* | 4980* | 5002* | 4857* | 4417* |
| -82 | -80 | -65 | -52 | -17 | -50 | -35 | -42 | +7 | -10 | -2 | -27 |
| FEB | APR | JUN | AUG | NOV | JAN | MAR | APR | DEC | FEB | APR | JUN |
| 7240 | 7355 | 7050 | 7050 | 7880 | 7840 | 7725 | 7685 | 4500 | 4507 | 4410 | 4905 |
| 7207 | 7320 | 7050 | 7050 | 7810 | 7750 | 7680 | 7660 | 4470 | 4477 | 4377 | 4897 |
| 7212* | 7327* | 7050* | 7050* | 7817* | 7755* | 7680* | 7660* | 4475* | 4482* | 4377* | 4905* |
| -17 | -22 | 0 | 0 | -47 | -45 | -40 | -15 | -25 | -25 | -25 | -5 |

| CORN | | | | CHICAGO WHEAT | | | | K.C. WHEAT | | | |
|-------|-------|-------|-------|---------------|-------|-------|-------|------------|------|------|------|
| MAY | JUL | SEP | DEC | MAY | JUL | SEP | DEC | MAY | JUL | SEP | DEC |
| 2610 | 2622 | 2544 | 2480 | 3200 | 3250 | 3290 | 3390 | 3240* | 3272 | 3284 | 3360 |
| 2582 | 2586 | 2506 | 2444 | 3160 | 3214 | 3254 | 3360 | 3240* | 3234 | 3254 | 3326 |
| 2602* | 2614* | 2540* | 2474* | 3180* | 3220* | 3260* | 3362* | +14 | -6 | -2 | -16 |
| +24 | +30 | +34 | +34 | -4 | +2 | +4 | +2 | -16 | -12 | -12 | -12 |
| MAY | JUL | SEP | DEC | JUL | SEP | OCT | DEC | MAY | JUL | SEP | DEC |
| 2554 | 2590 | 2604 | 2474 | 3424 | 3232 | 1152 | 1200 | 3346* | 3900 | 3470 | 3250 |
| 2522 | 2580 | 2574 | 2454 | 3394* | 3210* | 1142 | 1184 | -12 | +90 | +20 | +12 |
| +34 | +32 | +30 | +16 | -10 | -4 | +16 | +16 | +2 | +2 | +2 | +2 |

DTN GRAINS 23 MAY SOYBEANS CONTRACT HIGH: 7.510 LOW: 5.924



DTN GRAINS 25 MAY SOY NEAL CONTRACT HIGH: 232.0 LOW: 184.6

