GRAIN, CATTLE AND HOG FUTURES MARKETS

(Closing bids: Thursday, May 5, 1994)

DTN GRAINS 18 MAY CORN CONTRACT HIGH: 3.162 LOW: 2.384

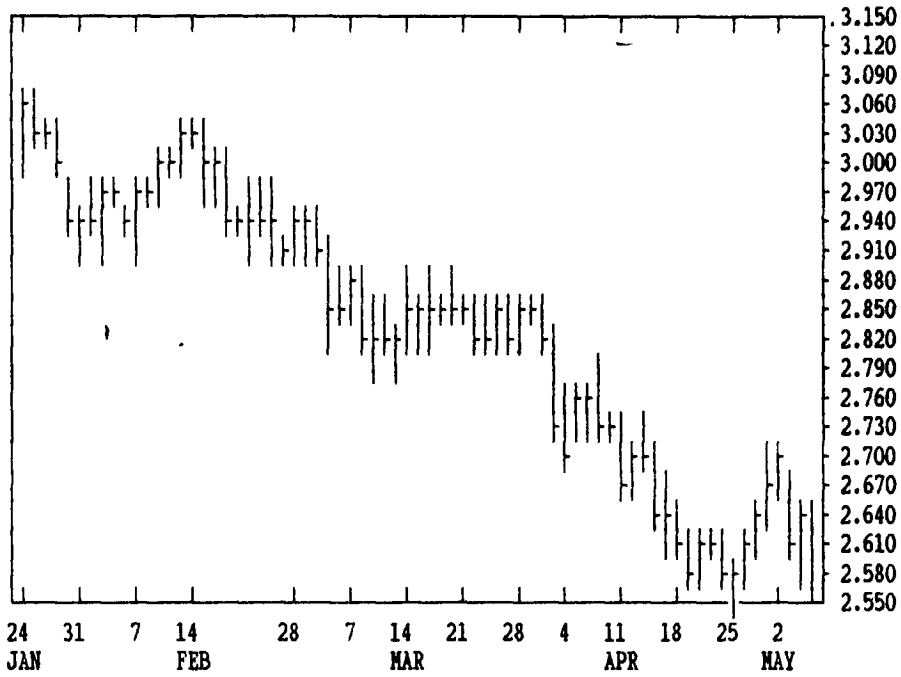

DTN FUTURES 14 05/05/94 TECHNICAL POINTS

PRICES ARE DECIMAL

CONTRACT		CLOSE	MOVING AVERAGES 4-DAY	9-DAY	18-DAY	45-DAY	RSI'S 9DAY	14DAY	30DAY	SLOW STOCHASTIC 5 DAY %K	%D	20 DAY %K	%D
WHEAT	MAY	326.25	330.37	325.44	324.65	332.04	48.8	47.1	45.5	69	81	45	35
WHEAT	JUL	330.25	332.44	326.72	322.19	325.36	57.8	55.3	51.4	71	83	76	60
KCWHT	MAY	341.00	348.19	341.36	333.85	335.54	53.2	53.4	51.2	61	77	84	76
KCWHT	JUL	331.00	333.37	327.94	322.76	325.19	58.1	56.1	52.2	65	79	81	65
MGEWT	MAY	383.50	385.00	375.47	359.37	348.02	66.7	66.8	62.3	74	79	87	89
CORN	MAY	256.50	263.00	262.67	263.15	274.52	34.6	35.2	36.6	28	54	40	36
CORN	JUL	258.25	265.50	265.86	266.39	277.81	31.8	33.0	35.5	27	52	39	38
CORN	DEC	242.25	248.44	251.64	252.29	257.69	29.7	32.7	36.9	10	29	35	50
OATS	MAY	109.00	112.31	114.61	116.08	124.17	17.5	21.0	28.0	20	24	9	6
BEANS	MAY	658.00	665.00	668.64	663.86	672.08	40.7	42.6	44.0	22	35	62	63
BEANS	JUL	657.00	664.81	668.17	662.76	672.24	40.2	42.1	43.5	21	36	62	60
BEANS	NOV	613.50	622.37	624.28	619.74	633.46	37.0	39.0	41.2	24	44	66	57
MEAL	MAY	185.30	187.35	188.74	188.39	191.13	34.2	37.3	40.1	16	25	38	46
BNOIL	MAY	28.14	28.44	28.51	28.12	28.30	46.3	48.0	49.3	21	43	78	78
CATTLE	JUN	68.97	69.37	70.45	71.60	73.31	16.4	20.2	28.6	21	17	11	8
CATTLE	AUG	68.35	68.59	69.22	70.26	71.78	14.6	17.9	26.3	27	23	12	10
FCTL	MAY	76.95	77.04	77.78	78.81	80.11	28.8	30.1	36.2	27	25	16	12
HOGS	JUN	48.95	50.05	50.74	51.61	52.80	25.2	28.9	35.2	19	21	11	11
HOGS	AUG	47.30	48.03	48.41	49.10	50.30	26.0	29.1	34.6	25	28	13	13
PKBLS	MAY	45.10	47.25	48.86	51.14	54.30	16.9	21.1	30.8	12	14	5	5

LIVE CATTLE

	HIGH	LOW	LAST	CHG
JUN	6945	6880	6897*	+15
AUG	6895	6825	6835*	-10
OCT	7142	7080	7085*	+5
DEC	7180	7135	7165*	+27
FEB	7175	7160	7165*	+35
APR	7295	7275	7282*	+15
JUN	7035	7022	7022*	+12
AUG				

FEEDER CATTLE

	HIGH	LOW	LAST	CHG
MAY	7697	7665	7695*	+52
AUG	7810	7750	7777*	+50
SEP	7790	7745	7775*	+40
OCT	7785	7747	7772*	+45
NOV	7855	7817	7827*	+57
JAN	7800	7777	7777*	+37
MAR	7700		7700*	+10
APR	7672		7672*	+2

LIVE HOGS

	HIGH	LOW	LAST	CHG
JUN	4970	4860	4895*	-80
JLY	4980	4865	4912*	-57
AUG	4780	4700	4730*	-47
OCT	4365	4300	4325*	-15
DEC	4375	4305	4345*	-22
FEB	4360	4310	4345*	-20
APR	4260	4230	4260*	-10
JUN	4740	4740	4740*	-15

SWISS FRANC

	HIGH	LOW	LAST	CHG
JUN	7105	7037	7061*	-57
SEP	7100	7055	7079*	-57
DEC	7134	7110	7109*	-57

CANADIAN DOLLAR

	HIGH	LOW	LAST	CHG
JUN	7240	7184	7219*	+25
SEP	7210	7154	7187*	+26
DEC	7172	7133	7164*	+27

PORK BELLIES

	HIGH	LOW	LAST	CHG
MAY	4680	4507	4510*	-192
JLY	4740	4550	4555*	-180
AUG	4555	4377	4390*	-157
FEB	5020	4915	4935*	-55
MAR		4830	4830*	-60
MAY	5050	5000	5000*	-200

BRITISH POUND

	HIGH	LOW	LAST	CHG
JUN	15010	14920	14974*	-36
SEP	14962	14920	14954*	-36
DEC		14900	14950*	-36

US DOLLAR INDEX

	HIGH	LOW	LAST	CHG
JUN	9340	9330	9347a	+30
SEP			9379a	+29

JAPANESE YEN

	HIGH	LOW	LAST	CHG
JUN	9843	9721	9748*	-91
SEP	9852	9800	9813*	-91
DEC	9895	9870	9886*	-92

S&P 500 INDEX

	HIGH	LOW	LAST	CHG
JUN	45245	45025	45055*	-50
SEP	45460	45255	45280*	-45
DEC	45720	45520	45550*	-40
MAR	46060	45900	45925*	-15

GERMAN MARK

	HIGH	LOW	LAST	CHG
JUN	6043	5977	5995*	-50
SEP	6003	5977	5994*	-47
DEC	6010	5990	6004*	-46
MAR		6019	6019*	-45

CORN

	HIGH	LOW	LAST	CHG
MAY	2656	2560	2564*	-80
JLY	2676	2576	2582*	-90
SEP	2586	2494	2502*	-80
DEC	2494	2420	2422*	-64
MAR	2562	2502	2502*	-56
MAY	2600	2554	2556*	-46
JLY	2610	2554	2556*	-62
SEP				
DEC	2454	2434	2434*	-14

CHICAGO WHEAT

	HIGH	LOW	LAST	CHG
MAY	3354	3260	3262*	-70
JLY	3370	3300	3302*	-44
SEP	3404	3324	3332*	-50
DEC	3502	3422	3432*	-52
MAR	3524	3450	3450*	-60
JLY	3274	3210	3230*	-34

K.C. WHEAT

	HIGH	LOW	LAST	CHG
MAY	3560	3410	3410*	-124
JLY	3374	3300	3310*	-50
SEP	3386	3316	3316*	-52
DEC	3450	3390	3392*	-50
MAR	3414	3412	3414*	-20

SOYBEANS

	HIGH	LOW	LAST	CHG
MAY	6694	6562	6580*	-114
JLY	6694	6560	6570*	-124
AUG	6640	6510	6516*	-122
SEP	6440	6304	6306*	-132
NOV	6260	6130	6134*	-126
JAN	6312	6200	6204*	-126
MAR	6374	6260	6266*	-126
MAY	6380	6280	6280*	-114
JLY	6400	6300	6300*	-120
NOV	6092	6010	6020*	-90

OATS

	HIGH	LOW	LAST	CHG
MAY	1130	1090	1090*	-36
JLY	1182	1130	1130*	-42
SEP	1226	1174	1176*	-42
DEC	1296	1252	1252*	-36

MINN WHEAT

	HIGH	LOW	LAST	CHG
MAY	4000	3830	3834*	-124
JLY	3500	3384	3392*	-90
SEP	3330	3240	3240*	-64
DEC	3380	3300	3304*	-64
MAR			3400*	0

SOYBEAN MEAL

	HIGH	LOW	LAST	CHG
MAY	1887	1850	1853*	-31
JLY	1899	1861	1864*	-35
AUG	1892	1858	1861*	-31
SEP	1876	1840	1848*	-28
OCT	1855	1819	1825*	-30
DEC	1845	1806	1813*	-32
JAN	1844	1812	1813*	-31
MAR	1865	1830	1830*	-32

SOYBEAN OIL

	HIGH	LOW	LAST	CHG
MAY	2860	2812	2814*	-40
JLY	2852	2800	2805*	-41
AUG	2818	2770	2772*	-40
SEP	2755	2710	2714*	-40
OCT	2660	2615	2616*	-34
DEC	2580	2540	2549*	-22
JAN	2553	2528	2529*	-23
MAR	2530	2505	2505*	-25

DTN LIVESTOCK 18 JUNE LIVE HOGS CONTRACT HIGH: 56.27 LOW: 45.27

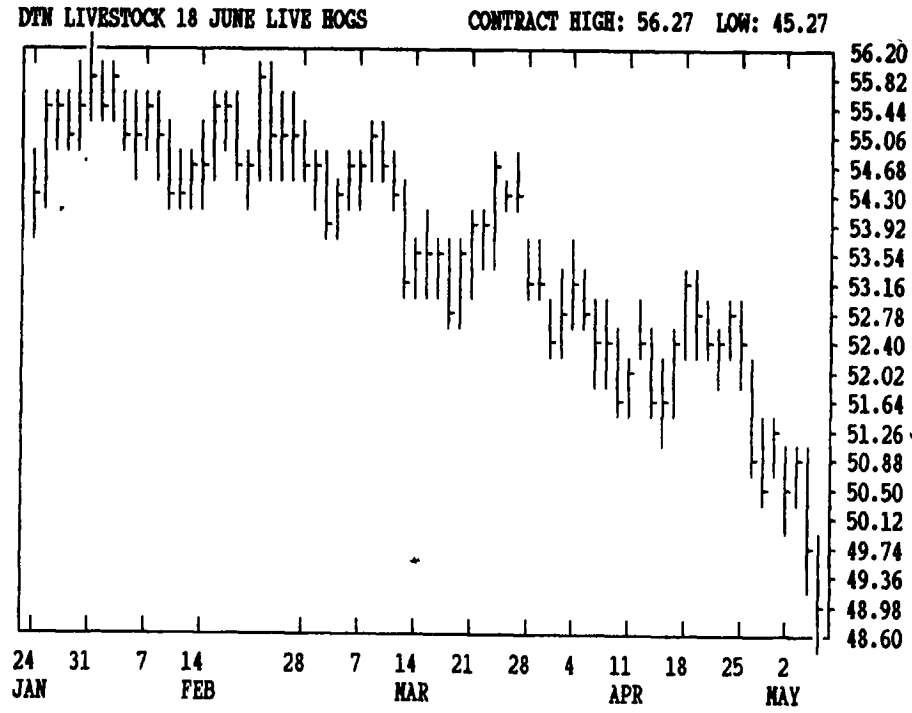

DTN LIVESTOCK 19 JUNE LIVE CATTLE CONTRACT HIGH: 75.27 LOW: 67.90

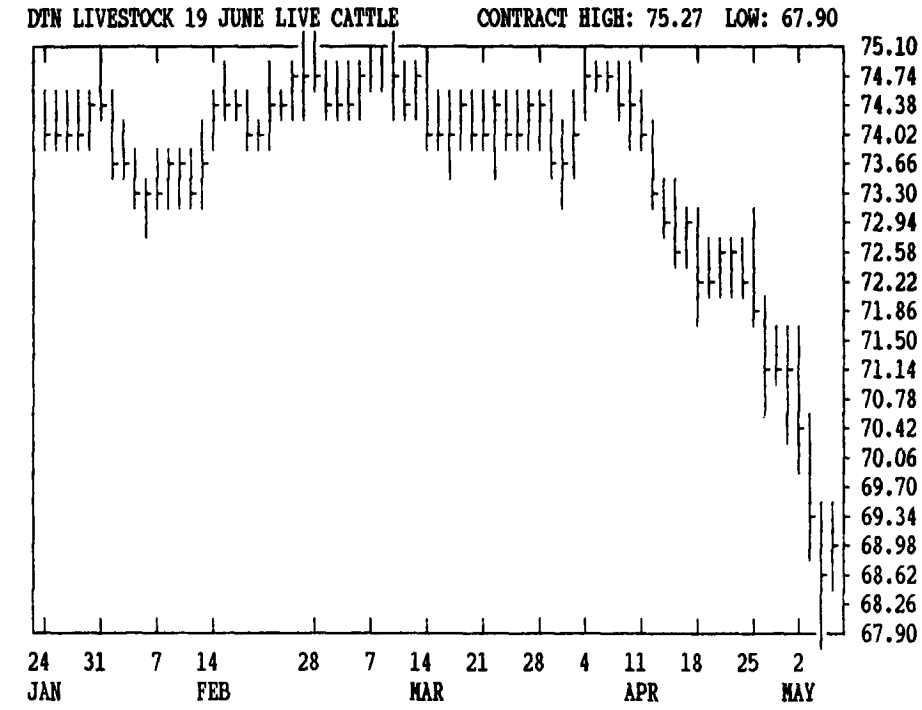

DTN GRAINS 23 MAY SOYBEANS CONTRACT HIGH: 7.510 LOW: 5.924

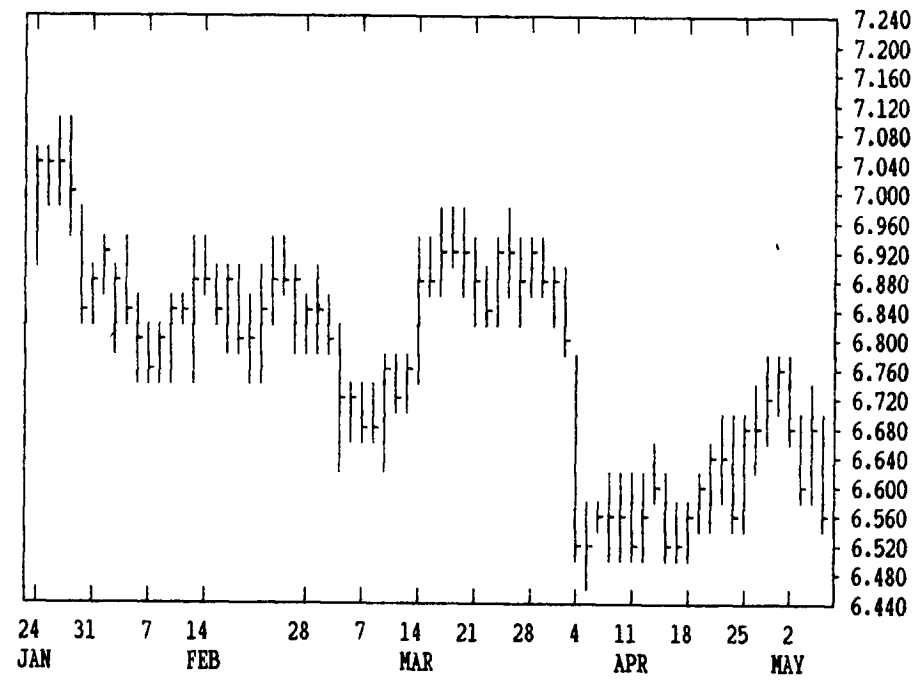
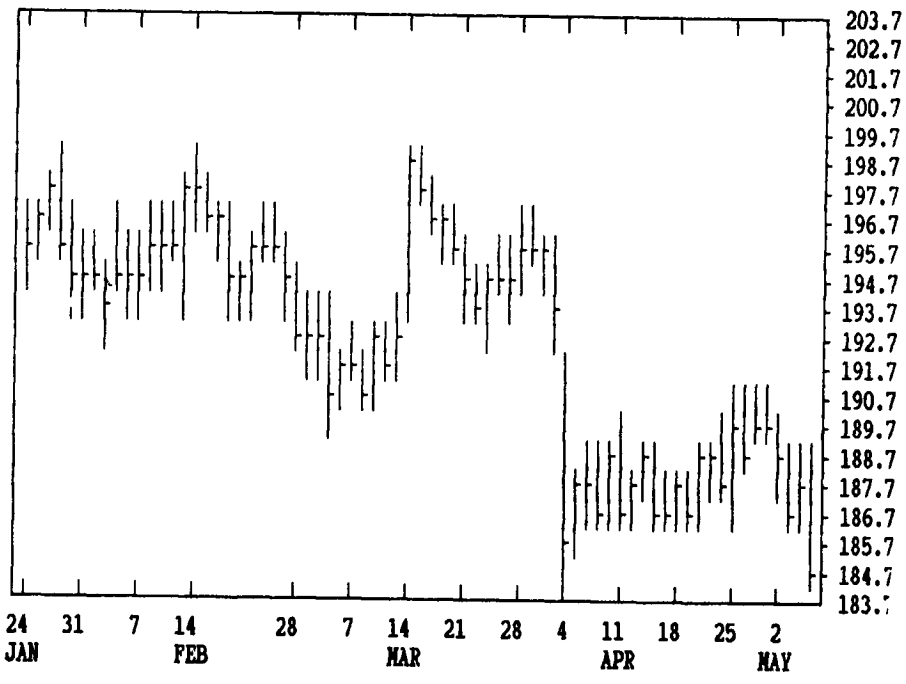
DTN GRAINS 25 MAY SOY MEAL CONTRACT HIGH: 232.0 LOW: 184.7