

WRAP IN THE QUALITY

With A Full Range Of Bale Wrappers
For Farmers and Contractors

- Mounted and trailed machines
- In Cab cable controls with the option of electric on the TR86.
- Handles bales up to 5'6" in diameter and up to 1200 kg in weight.
- Handles 500mm or 750mm film.
- Twin rams on TR86 loading arm.
- Mechanical cut and hold on TR86.
- Bale counter standard.

BUILT FOR RELIABILITY AND STRENGTH



PARMITER


P. J. Parmiter & Sons Limited




Finishing Mower



- DESIGNED TO GIVE YOUR LAWN A PROFESSIONAL CUT
- FOUR WHEELS FOLLOW THE CONTOURS OF YOUR LAWN
- FREE FLOATING HITCH ALLOWS MOWER TO FLOAT
- FRONT MOUNT ROLLER PREVENTS SCALPING



AVAILABLE IN
48", 60", 72"
WIDTHS



Compact Economy Backhoes B10




- 6'6" Maximum digging depth
- Category I three-point rigid hitch mounting
- Easy to mount and detach, affordable & economical to own & operate
- Bucket sizes 9", 12" and 15"
- PTO 540 RPM independent hydraulic pump system



Kelley

RMSE SERIES 200 & 300 GALLON REAR MOUNT UNITS




OPTIONS SHOWN:
45' boom DBRM45DF
Flotation boom mount DBFT
Electric controls EC3CS
Auto level boom DBSAL

MODEL SHOWN
RMSE303 45DF

STANDARD FEATURES

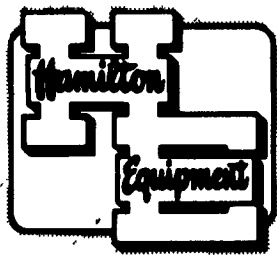
- 200 or 300 gallon tank with jet agitation, molded sight gauge, sump, 10" fillwell with no-splash cover.
- Rear mount brackets are complete with saddles, tank, tank straps and all necessary bolts
- Category "2" rear mount brackets May be used with "Quick Attach" three point hook-up
- Large convenient platform with safety rail and ladder for easy filling of the tank.
- Built-in ground stand for storage when empty
- A clean water tank is conveniently mounted on the rear mount units
- Available with single section manual control for disc spray kits or three section manual controls for boom spraying
- All hose and fittings are included for a complete centrifugal plumbing set-up

Demco 8•10•12•18 TON RUNNING GEARS



THE FEATURES THAT MAKE THE DIFFERENCE

- Short turning radius
- Automotive-type steering with built-in stops
- Adjustable reach pole from 86" to 180"
- Extendable tongue for easier hook-up
- Adjustable bolster from 38" to 42"
- Heavy-duty spindle and hub assembly
- Wide tread width for extra safety



Telephone (717) 733-7951

HAMILTON EQUIPMENT, INC.

Wholesale Distributors

Call Us For Your Nearest Authorized Dealer

Ephrata, PA

Raphine, VA