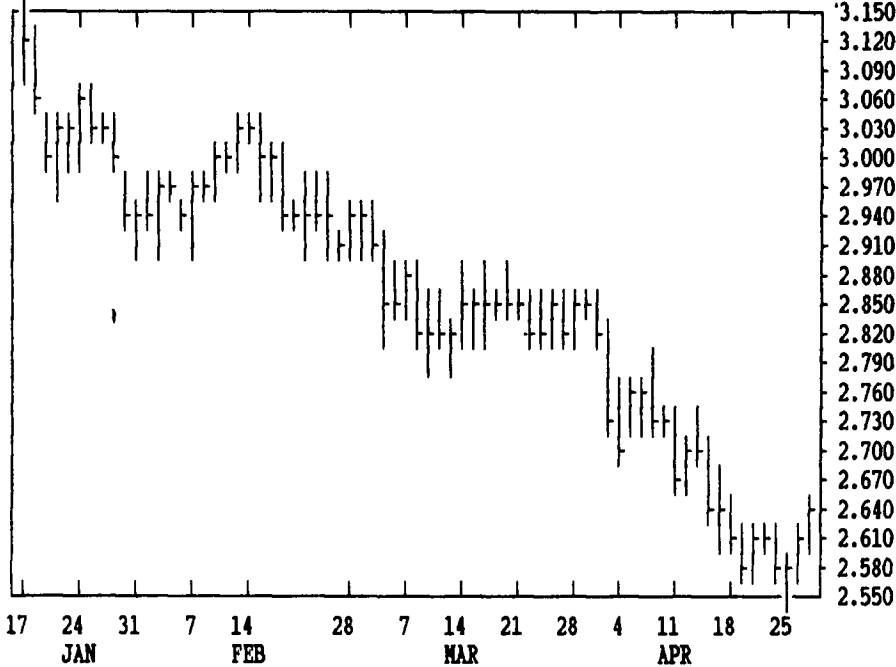


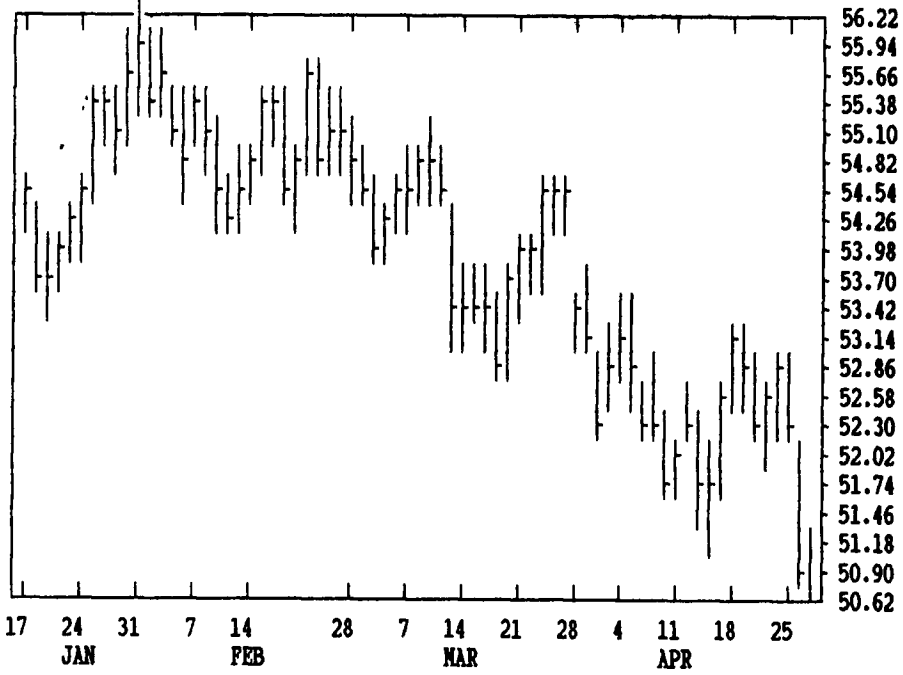
# GRAIN, CATTLE AND HOG FUTURES MARKETS

(Closing bids: Thursday, April 28, 1994)

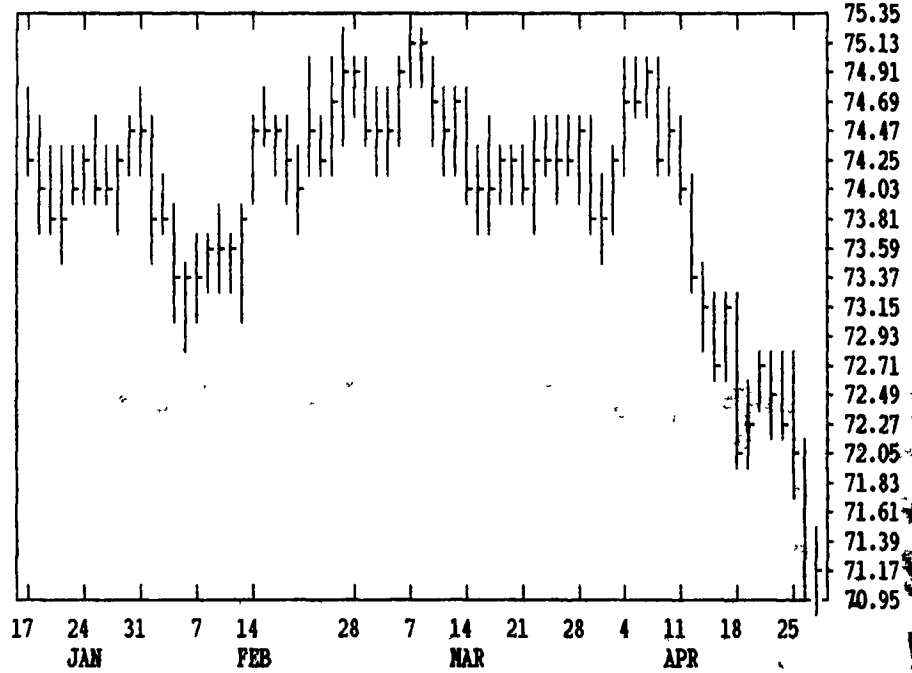
DTN GRAINS 18 MAY CORN CONTRACT HIGH: 3.162 LOW: 2.384



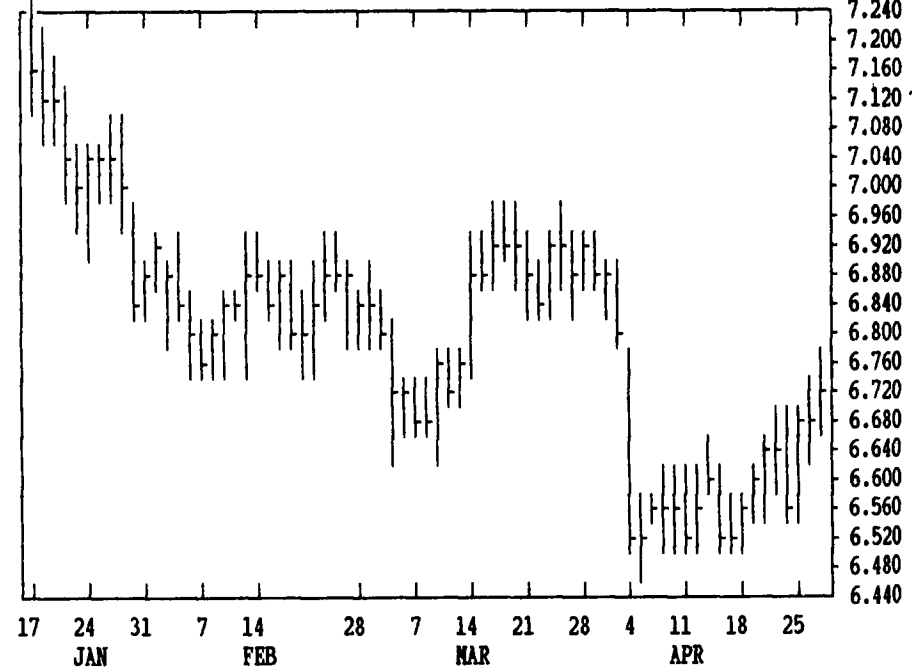
DTN LIVESTOCK 18 JUNE LIVE HOGS CONTRACT HIGH: 56.27 LOW: 45.27



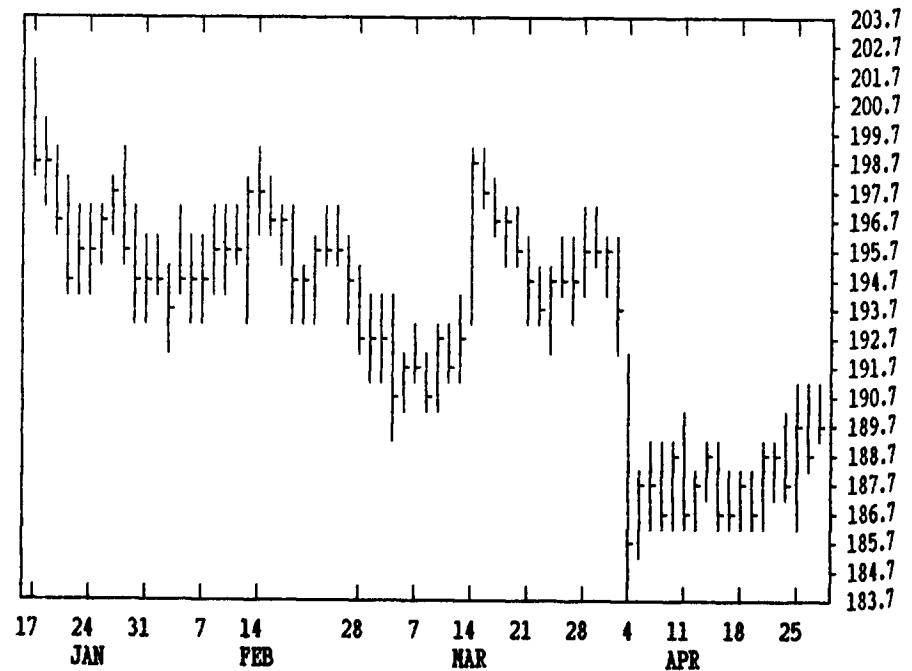
DTN LIVESTOCK 19 JUNE LIVE CATTLE CONTRACT HIGH: 75.27 LOW: 70.95



DTN GRAINS 23 MAY SOYBEANS CONTRACT HIGH: 7.510 LOW: 5.924



DTN GRAINS 25 MAY SOY MEAL CONTRACT HIGH: 232.0 LOW: 184.7



DTN FUTURES 14 04/28/94				TECHNICAL POINTS				SLOW STOCHASTIC				
PRICES ARE DECIMAL				MOVING AVERAGES				RSI'S				
CONTRACT	CLOSE	4-DAY	9-DAY	18-DAY	45-DAY	9DAY	14DAY	30DAY	%K	%D	%K	%D
WHEAT MAY	321.50	320.25	319.64	327.58	334.04	41.8	40.3	41.4	85	60	16	9
WHEAT JUL	324.50	320.00	317.39	322.17	325.88	59.1	52.5	48.2	95	84	27	16
KCWHT MAY	338.50	333.25	328.36	331.33	335.21	66.1	58.1	51.1	94	89	44	29
KCWHT JUL	326.75	321.37	318.50	321.82	325.43	63.7	56.1	50.2	86	77	29	18
NGEWT MAY	367.00	365.75	354.67	348.58	344.16	76.6	70.2	60.2	86	93	92	85
CORN MAY	263.50	260.75	260.64	265.96	277.68	43.4	38.4	38.2	78	62	16	11
CORN JUL	267.75	264.69	264.25	269.49	281.01	45.6	39.8	39.0	85	68	19	13
CORN DEC	256.00	253.19	251.83	254.46	259.64	55.3	49.9	46.5	85	77	41	29
OATS MAY	115.75	116.56	116.92	118.67	126.46	23.3	26.8	32.6	26	34	5	6
BEANS MAY	672.50	670.12	665.33	660.60	674.04	60.4	54.0	49.3	83	81	45	38
BEANS JUL	672.25	669.44	664.19	659.58	674.55	61.0	54.1	49.0	85	82	40	32
BEANS NOV	626.25	624.50	620.25	618.17	636.49	56.3	49.4	45.9	77	79	34	28
MEAL MAY	190.20	189.75	188.91	188.34	191.80	54.8	50.2	46.5	67	70	41	35
BNOIL MAY	28.55	28.48	28.17	27.83	28.34	61.2	56.2	53.0	88	86	60	49
CATTLE JUN	71.15	71.33	71.94	72.93	73.87	23.4	27.4	35.2	8	8	-4	8
CATTLE AUG	69.45	69.75	70.36	71.34	72.29	14.9	19.7	29.4	20	19	8	9
FCTL MAY	77.90	78.33	79.02	79.91	80.50	17.3	24.9	36.4	12	11	6	7
HOGS JUN	50.75	51.31	52.12	52.18	53.30	28.3	32.8	39.2	4	12	21	34
HOGS AUG	48.33	48.70	49.43	49.48	50.78	25.3	30.0	36.9	11	12	17	25
PKBLS MAY	49.13	50.44	52.09	52.98	55.39	17.0	24.3	35.4	6	8	5	11

CORN				CHICAGO WHEAT				K.C. WHEAT			
MAY	HIGH	LOW	LAST CHG	MAY	HIGH	LOW	LAST CHG	MAY	HIGH	LOW	LAST CHG
MAY	2644	2610	2634* +30	MAY	3250	3200	3214* +10	MAY	3394	3360	3384* +60
JLY	2684	2662	2676* +32	JLY	3250	3214	3244* +54	JLY	3284	3240	3266* +66
SEP	2630	2604	2624* +42	SEP	3286	3254	3284* +54	SEP	3294	3262	3290* +70
DEC	2564	2536	2560* +36	DEC	3400	3354	3394* +64	DEC	3370	3334	3366* +72
MAR	2624	2604	2622* +32	MAR	3420	3384	3420* +64	MAR	3380	3360	3380* +74
MAY	2664	2644	2664* +30	JLY	3234	3210	3210* -6	MINN WHEAT			
JLY	2674	2664	2674* +24	OATS				MAY	3780	3660	3670* -16
SEP				MAY	1174	1154	1156* -10	JLY	3400	3352	3386* +60
DEC	2514	2470	2514* +30	JLY	1232	1212	1214* -6	SEP	3250	3214	3240* +64
SOYBEANS				SEP	1274	1254	1254* -6	DEC	3300	3270	3292* +66
MAY	6754	6704	6724* +30	DEC	1344	1324	1324* -4	MAR	3320	3320	3320* +70
JLY	6746	6694	6722* +36	SOYBEAN MEAL				SOYBEAN OIL			
AUG	6692	6646	6666* +34	MAY	1912	1895	1902* +10	MAY	2869	2845	2855* +4
SEP	6462	6430	6444* +36	JLY	1919	1900	1907* +16	JLY	2858	2835	2846* +6
NOV	6290	6252	6262* +34	AUG	1909	1893	1900* +19	AUG	2823	2804	2811* +7
JAN	6332	6314	6320* +30	SEP	1892	1875	1883* +18	SEP	2758	2745	2749* +1
MAR	6384	6364	6372* +30	OCT	1867	1852	1859* +16	OCT	2655	2643	2649* +3
MAY	6390	6384	6384* +24	DEC	1858	1842	1849* +17	DEC	2585	2570	2577* -1
JLY	6420	6410	6410* +36	JAN	1857	1845	1851* +17	JAN	2558	2550	2555* -2
NOV	6120	6090	6110* +30	MAR	1875	1870	1870* +19	MAR	2540	2530	2530* -10

LIVE CATTLE				FEEDER CATTLE				LIVE HOGS			
JUN	HIGH	LOW	LAST CHG	MAY	HIGH	LOW	LAST CHG	JUN	HIGH	LOW	LAST CHG
JUN	7155	7105	7115* +7	MAY	7830	7750	7790* -12	JUN	5125	5062	5075* -27
AUG	6982	6930	6945* -7	AUG	7840	7807	7830* +12	JLY	5077	5000	5007* -42
OCT	7142	7102	7115* -2	SEP	7840	7805	7840* +10	AUG	4875	4827	4832* -15
DEC	7212	7177	7197* +5	OCT	7835	7805	7835* +7	OCT	4405	4360	4362* -17
FEB	7210	7190	7190* +15	NOV	7900	7865	7890* +22	DEC	4415	4360	4372* -32
APR	7330	7302	7320* +20	JAN	7880	7865	7865* +15	FEB	4415	4365	4367* -12
JUN	7110	7090	7090* -20	MAR	7790	7790	7790* +15	APR	4325	4267	4267* -17
AUG				APR				JUN	4790	4750	4780* +15
SWISS FRANC				CANADIAN DOLLAR				PORK BELLIES			
JUN	7092	6990	7089* +102	JUN	7260	7214	7216* -51	MAY	5055	4850	4912* -112
SEP	7105	7010	7104* +102	SEP	7215	7184	7184* -52	JLY	5150	4957	5002* -112
DEC	7125		7131* +102	DEC	7185	7165	7161* -53	AUG	4960	4770	4812* -97
BRITISH POUND				US DOLLAR INDEX				FEB 5240 5100 5115* -60			
JUN	15138	15006	15128* +94	JUN	9289	9266	9283a +22	MAR		5070	5070* -62
SEP	15120	14980	15102* +96	SEP	9340	9320	9303* -95	MAY		5270	5270* -130
DEC	15060	14970	15088* +98	S&P 500 INDEX				GERMAN MARK			
JAPANESE YEN				JUN	45355	44725	44905* -270	JUN	6012	5954	6011* +58
JUN	9896	9765	9892* +141	SEP	45370	44940	45120* -270	SEP	6005	5944	6003* +60
SEP	9958	9850	9954* +145	DEC	45640	45220	45375* -260	DEC	6000	5960	6007* +62
DEC	10035	9925	10023* +150	MAR	45990	45570	45725* -260	MAR	6006		6018* +62