

# Top Pennsylvania DHIA Cows

(Continued from Page B19)

## RED & WHITE

Farm Name	Barn Name	Age Yr-Mo	--Actual Production-----				
			Milk Lbs	Prot %	Prot Lbs	Fat Lbs	
ANTHONY CARPENTER	TULIPS	08-09	32240	3.1	1005	3.0	958
JOHN+SHIRLEY HOUSER	BRITTAY	04-09	30447	3.2	978	3.3	995
W JOHN ALLFORD	JILL	05-10	27352	3.3	899	3.8	1031
JOHN+SHIRLEY HOUSER	CANDY	03-06	26082	3.4	898	3.6	932
CANON DAIRY	TRIFIC	03-06	27962	3.2	884	3.7	1038
LLOYD K WISE	OOCORA	05-03	26760	3.2	844	4.2	1112
VERMILION HOLSTEINS	AMCS	06-07	25511	3.3	843	3.5	883
L AND L FARM #2	BOSE	04-04	28515	3.0	842	3.2	913
JOHN BENSCHOTER RW	SEVENUP	07-10	28246	3.0	838	3.1	865
MATT WILL R&W	JENI	04-01	26037	3.2	834	3.8	996
GERALD R MARTIN		39 04-06	26331	3.1	823	3.3	865
LATINI BROTHERS R+W	33ALIC	08-08	26736	3.1	823	3.9	1030
KARL W HERR-JER	OOLISA	07-02	28100	2.9	823	3.5	977
KARL W HERR-JER	OJOYCE	07-00	22500	3.6	816	4.5	1002
JO JEN HESS	TOMMY	07-04	29559	2.8	813	3.1	916
SNYDER DAIRY FARM	Y90	03-10	24495	3.3	808	4.0	974
MATT WILL R&W	KARA	03-11	24134	3.3	802	4.8	1152
MIL-BER FARMS	BRITNEY	04-04	27158	2.9	800	3.6	991
ALLEN FARMS	T 292	03-03	22985	3.5	798	3.5	812
MATT WILL R&W	KASHIRA	04-01	25406	3.1	796	3.4	865
ANTHONY CARPENTER	DEE	05-04	24178	3.3	795	3.6	865
JOHN+SHIRLEY HOUSER	EMILY	04-07	24237	3.3	795	3.9	946
CANON DAIRY	RAMONA	03-06	27371	2.9	792	3.3	893
JOHN+SHIRLEY HOUSER	JUNE	03-02	22209	3.6	792	4.2	929
CANON DAIRY	JUNE	03-02	25512	3.1	788	3.9	995

## JERSEY

Farm Name	Barn Name	Age Yr-Mo	--Actual Production-----				
			Milk Lbs	Prot %	Prot Lbs	Fat Lbs	
CAMPBELL+RUN JERSEYS		24 08-01	25507	3.8	980	4.7	1203

Farm Name	Barn Name	Age Yr-Mo	--Actual Production-----				
			Milk Lbs	Prot %	Prot Lbs	Fat Lbs	
JACK THOMAS SR	BLOSSOM	02-10	24154	4.0	972	5.1	1227
RANKIN FARM	LOLIPOP	05-09	24647	3.8	946	4.8	1183
RANKIN FARM	BAMBI	05-05	26497	3.4	895	4.7	1254
RANKIN FARM	LOVE	06-06	25157	3.5	892	4.7	1182
GRAYWOOD FARMS	000307	06-00	24450	3.3	814	3.5	854
ROMAR JERSEY FARM	CUTLE	04-03	20609	3.9	813	5.2	1078
BYERS FARMS	08 23S	09-08	23132	3.5	806	4.6	1060
THOMAS ARROWSMITH	OONESTE	06-08	20440	3.9	804	4.9	1003
ROMAR JERSEY FARM	1008	03-05	22760	3.5	800	4.5	1033
HERMAN DAVID CVETAM	49	05-06	22359	3.6	799	4.1	916
VAN DE JERSEY	CUPCAKE	05-01	20273	3.9	798	4.9	991
GERALD MOOSE	46	04-08	22339	3.6	797	4.4	993
RANKIN FARM	LESLIE	04-06	22602	3.5	795	4.6	1042
THOMAS ARROWSMITH	BOOTEE	10-02	20290	3.9	793	4.5	903
JACK THOMAS SR	GEN	05-01	18948	4.2	790	4.7	899
VAN DE JERSEY	VEROWIC	03-05	19619	4.0	788	5.6	1101
ROBERT C DREISBACH	486	07-09	22576	3.5	787	4.2	958
ROBERT C DREISBACH	587	05-11	20200	3.9	787	5.1	1026
DAVID L PHILLIPS	84	09-10	21504	3.6	784	4.6	985
ROBERT C DREISBACH	562	06-04	22297	3.5	782	3.8	846
RANKIN FARM	MILLY	03-11	21817	3.6	776	4.4	963
RANKIN FARM	BITSY	06-10	20611	3.8	773	4.2	865
ROBERT C DREISBACH	689	02-10	20363	3.8	773	4.5	922
ROMAR JERSEY FARM	PICKLES	05-01	22135	3.5	771	5.4	1197


## MILKING SHORTHORN

Farm Name	Barn Name	Age Yr-Mo	--Actual Production-----				
			Milk Lbs	Prot %	Prot Lbs	Fat Lbs	
DWIGHT E FARMERY	59	22 04-04	21019	3.2	674	3.3	694
MICHAEL ZOLOCSEK	SNOWIE	06-11	19220	3.5	673	3.9	756
PAINTER LAND FARM	206	04-10	22994	2.6	602	4.1	941
SAMUEL G YODER	HEATHR2	05-01	17638	3.4	594	3.5	624
MICHAEL ZOLOCSEK	SNOWIE	06-11	17148	3.4	590	3.9	671
PAINTER LAND FARM	112	02-11	20776	2.8	589	4.4	913
PAINTER LAND FARM	4	03-08	17540	3.3	587	4.4	768

Farm Name	Barn Name	Age Yr-Mo	--Actual Production-----				
			Milk Lbs	Prot %	Prot Lbs	Fat Lbs	
PAINTER LAND FARM	213	02-08	16998	3.2	550	3.7	622
HIDDEN ACRES FARM	GENIE	04-09	16851	3.2	546	4.0	676
DONALD E WIVELL	SKY	07-11	14625	3.6	533	4.2	607
HORIZON FARM	SUNSHLE	05-11	16093	3.3	528	3.4	548
ARVID KATHY KOBOSKY	SNOFLOR	03-06	15463	3.4	519	4.0	619
HARROP FARM	28	04-02	16072	3.2	511	3.3	535
HORIZON FARM	ANGIE	09-08	16017	3.1	503	2.9	461
HIDDEN ACRES FARM	MARVA	03-02	13244	3.8	501	3.9	520
HORIZON FARM	SHASTA	03-08	15244	3.2	484	3.7	568
HARROP FARM	72	05-00	15202	3.2	483	4.1	626
SAMUEL G YODER	SIGTIA4	05-04	13499	3.5	471	4.2	567
PAINTER LAND FARM	113	02-08	15924	2.9	467	3.3	531
JOHN C GOSHORN	HONEY	04-01	14941	3.1	463	4.1	616
HIDDEN ACRES FARM	HOLLY	02-01	12091	3.8	456	3.1	376
HIDDEN ACRES FARM	HELENA	02-00	13931	3.3	455	4.6	638
GRATER BROS	BUNNI	03-08	14708	3.1	454	3.5	520
LARRY+SUE ANSKILL	EMPRESS	05-11	14444	3.1	447	3.4	490
HIDDEN ACRES FARM	PRIDE	07-04	13729	3.2	442	3.3	450

## BROWN SWISS

Farm Name	Barn Name	Age Yr-Mo	--Actual Production-----				
			Milk Lbs	Prot %	Prot Lbs	Fat Lbs	
GARY LEE NASE	JESICA	08-01	27892	3.6	1011	3.4	961
BRUCE R HEILLINGER	LUCIOUS	03-01	27407	3.6	998	3.1	837
J L & H P KENNEDY	HELEN	06-03	24260	3.8	911	3.5	843
BURKET FALLS FARM	556	04-07	25764	3.5	910	4.1	1060
DEAN&BRENDA DAUBERT	AUDRA	08-10	26182	3.5	906	3.8	1003
WILLIAM R DAUBERT	MARY	07-11	26113	3.4	890	3.2	834
WILLIAM R DAUBERT	MAR	06-10	25955	3.4	882	3.3	845
DEAN&BRENDA DAUBERT	JILLIAN	07-07	25011	3.5	878	3.0	741
BRUCE R HEILLINGER	MANDY	02-11	27051	3.2	871	3.4	921
GARY LEE NASE	DANDY	09-04	24332	3.6	869	3.4	824
GARY LEE NASE	MARIETTE	06-09	26364	3.3	858	3.4	885
BRUCE R HEILLINGER	MIAMI	05-00	26107	3.3	852	3.5	912
DONALD B TRIMBLE	OWIKKI	05-02	24120	3.5	851	3.9	943
MARK GIERON	48	04-03	23777	3.6	849	3.8	908
BRUCE R HEILLINGER	NIYOSHA	03-01	24980	3.4	846	2.9	735
DEAN&BRENDA DAUBERT	SHAMOO	08-07	24595	3.4	840	3.5	856
DEAN&BRENDA DAUBERT	MARIA	03-05	22680	3.7	836	3.5	804
DEAN&BRENDA DAUBERT	HOLYBER	06-03	23395	3.6	831	2.9	686
KURTZ DAIRY FARM	HEIDI	05-01	24966	3.3	831	3.4	846
BLAIR+CAMMY YURKANIN	*JANE	05-11	23249	3.6	830	3.7	869
GARY LEE NASE	LENA	13-00	23338	3.5	822	3.8	894
BRUCE R HEILLINGER	NICHOLE	04-02	21862	3.7	818	4.5	993
R WRIGLESWORTH & SON	DILLIE	05-02	26318	3.1	815	3.7	972
GARY LEE NASE	JACINDA	04-11	22899	3.5	807	3.4	773
ERIC JORDAN	1	03-03	24833	3.2	797	3.8	950



**Automatic Systems**

**USED**  
1 - 15 KW GASOLINE  
1 - 15 KW DIESEL

**NEW**  
1 - 30 KW LP GAS  
1 - 60 KW PTO 540 INPUT  
1 - 60 KW PTO 1000 INPUT

24 HR SERVICE

## MAXI-POWER

RADIO DISPATCH

330 Fonderwhite Rd. Lebanon, PA 17042

717-273-4544 1-800-272-MAXI

### ALUMINUM GRAIN BODIES & ALUMINUM REPAIRS by Hewey

Rugged Strength Dependable Performance



These ultra-light bodies are designed for strength through engineering, not strength with bulk. For example, a 16' grain body with tailgate and 48" sides weighs only 1490 lbs. complete. We'll build you any length or any side height up to 60".


**Also available:**

- Double swinging hay hauling tailgate
- Barn door type tailgate
- Slide out cattle chutes
- Diamond flooring
- Pull out panel tailgates
- Any size grain chute

## HEWEY WELDING

Box 2312, RD4 Lebanon, PA 17042 (717) 867-5222

**• Agricultural • Commercial • Residential**



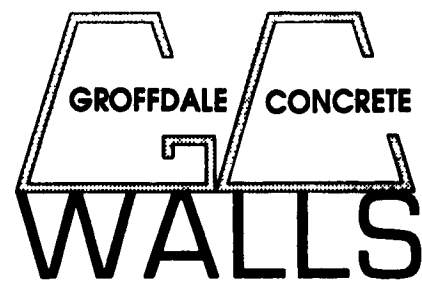
Partial In-Ground Tank Featuring Commercial Chain Link Fence (5' High - SCS Approved)

**• Retaining Walls • Bunker Silos • Manure Storage, Etc.**

**LET OUR EXPERIENCE WORK FOR YOU-ESTABLISHED SINCE 1979! WE ORIGINATED THE CONCRETE SYSTEM!**

Sizes And Layouts To Your Specifications

We Work Hard For Customer Satisfaction!



**GROFFDALE CONCRETE WALLS INC.**

430 Concrete Ave., Leola, PA 717-656-2016

**Authorized Dealer For KEYSTONE CONCRETE PRODUCTS**

- H-Bunks
- J-Bunks
- Trench Silo Walls
- Hog & Cattle Slats