GRAIN, CATTLE AND HOG FUTURES MARKETS

(Closing bids: Thursday, April 14, 1994)

DTN GRAINS 18 MAY CORN CONTRACT HIGH: 3.162 LOW: 2.384

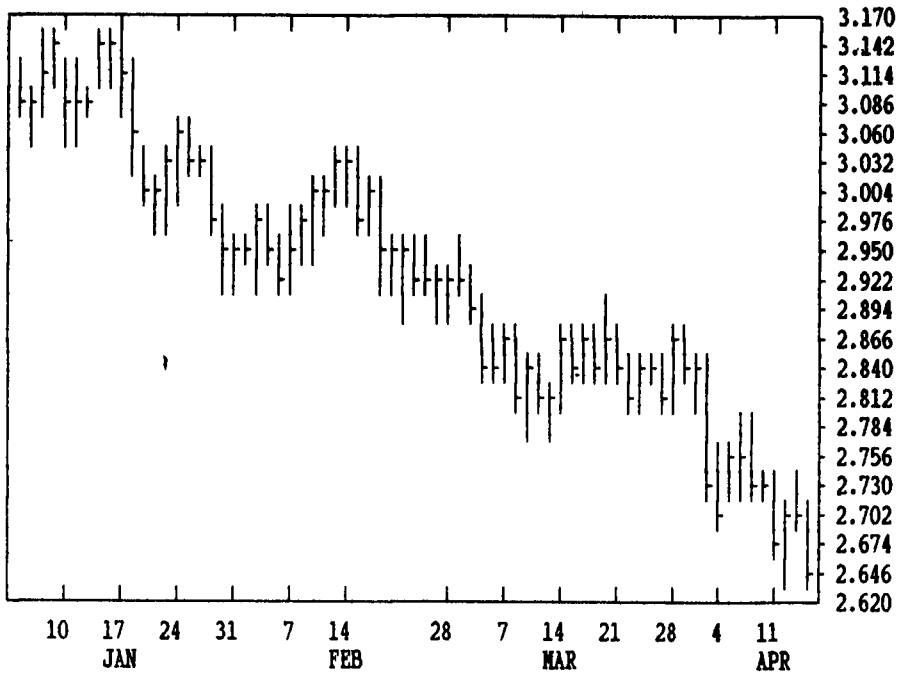

DTN LIVESTOCK 18 APRIL LIVE HOGS CONTRACT HIGH: 51.92 LOW: 39.57

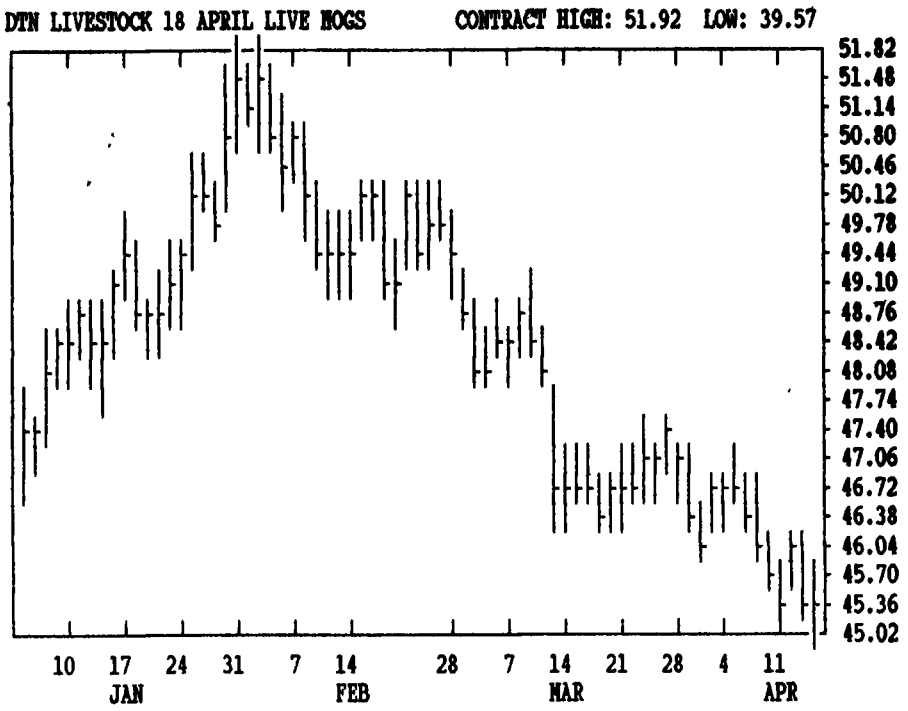

DTN LIVESTOCK 19 APRIL LIVE CATTLE CONTRACT HIGH: 77.92 LOW: 73.20

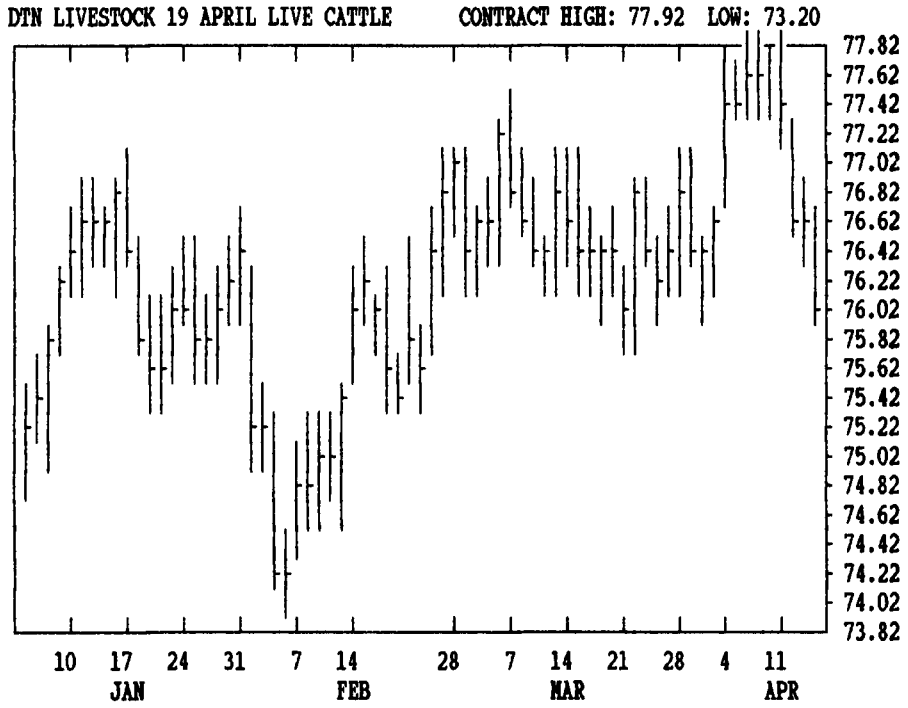

DTN FUTURES 14 04/14/94 TECHNICAL POINTS

PRICES ARE DECIMAL

CONTRACT		CLOSE	4-DAY	9-DAY	18-DAY	45-DAY	9DAY	14DAY	30DAY	SLOW STOCHASTIC 5 DAY %K	5 DAY %D	20 DAY %K	20 DAY %D
		MOVING AVERAGES					RSI'S						
WHEAT	MAY	327.00	330.25	336.31	334.31	342.63	35.1	38.0	41.8	13	18	23	48
WHEAT	JUL	316.75	323.12	328.19	326.86	332.19	30.6	35.4	40.9	10	20	29	56
KCWHT	MAY	326.25	329.81	335.14	333.68	341.21	33.0	36.5	41.0	10	15	42	61
KCWHT	JUL	316.75	320.81	326.17	325.79	330.89	31.9	35.8	40.8	8	14	22	50
MGEWT	MAY	337.50	338.81	341.94	338.31	345.79	43.6	44.1	44.5	25	26	44	58
CORN	MAY	265.00	268.31	272.06	277.78	286.07	25.8	29.0	35.5	20	20	9	16
CORN	JUL	267.75	271.81	275.64	281.19	289.12	23.7	27.6	35.1	17	18	8	15
CORN	DEC	253.25	255.87	257.31	258.97	263.63	30.9	33.8	39.7	25	25	11	20
OATS	MAY	117.50	118.12	120.92	126.65	130.50	21.9	26.5	33.1	12	12	5	8
BEANS	MAY	653.00	656.31	655.83	672.40	678.79	32.0	34.5	40.3	43	48	18	17
BEANS	JUL	651.00	654.50	655.28	672.79	680.25	29.6	32.5	39.2	41	39	10	10
BEANS	NOV	611.25	613.25	616.64	633.97	643.57	23.3	27.5	36.0	17	16	4	7
MEAL	MAY	187.40	187.75	187.60	191.31	193.48	36.8	37.9	41.0	45	45	23	21
BNOIL	MAY	27.29	27.56	27.56	28.29	28.40	33.4	36.8	44.0	53	54	17	17
CATTLE	APR	76.15	76.77	77.24	76.87	76.52	37.1	43.0	48.2	8	21	54	75
CATTLE	JUN	72.78	73.36	74.09	74.15	74.34	25.5	31.7	40.6	4	8	22	49
FCTL	APR	80.45	80.82	81.13	81.04	81.03	35.8	41.0	46.2	7	22	36	52
HOGS	APR	45.50	45.60	46.06	46.49	47.82	34.5	35.6	39.9	32	23	13	13
HOGS	JUN	51.92	51.99	52.31	53.02	53.92	36.7	37.7	42.1	37	28	11	10
PKBLS	MAY	53.13	53.35	54.21	55.63	56.53	35.1	37.5	42.4	23	17	9	12

LIVE CATTLE	HIGH	LOW	LAST	CHG	FEEDER CATTLE	HIGH	LOW	LAST	CHG	LIVE HOGS	HIGH	LOW	LAST	CHG
APR	7675	7610	7615*	-60	APR	8075	8035	8045*	-25	APR	4565	4502	4550*	+5
JUN	7325	7275	7277*	-37	MAY	8030	7990	7992*	-25	JUN	5205	5130	5192*	+25
AUG	7205	7160	7162*	-32	AUG	8042	8000	8012*	-25	JLY	5115	5050	5110*	+22
OCT	7310	7272	7275*	-27	SEP	8015	7980	7980*	-35	AUG	4940	4885	4927*	+20
DEC	7330	7292	7297*	-32	OCT	8000	7965	7972*	-30	OCT	4505	4460	4497*	+10
FEB	7307	7275	7275*	-30	NOV	8055	8010	8017*	-42	DEC	4555	4505	4550*	+22
APR	7420	7390	7390*	-25	JAN	7980	7965	7965*	-25	FEB	4575	4530	4550*	-12
JUN					MAR	7925	7910	7910*	-30	APR	4420	4390	4415*	+2
SWISS FRANC					CANADIAN DOLLAR					PORK BELLIES				
JUN	6944	6894	6908*	-35	JUN	7258	7215	7226*	-33	MAY	5325	5225	5312*	+57
SEP	6945	6902	6919*	-33	SEP	7215	7189	7196*	-34	JLY	5380	5290	5362*	+22
DEC	6960	6925	6943*	-30	DEC	7186	7170	7176*	-35	AUG	5175	5087	5130*	+22
BRITISH POUND					US DOLLAR INDEX					FEB	5620	5560	5620*	-15
JUN	14758	14694	14746*	+20	JUN	9524	9524	9523a	+10	MAR	5530		5530*	+10
SEP	14720	14680	14714*	+20	SEP	9569	9568	9559*	+21	MAY	5670	5650	5670*	0
DEC	14700		14694*	+20	S&P 500 INDEX					GERMAN MARK				
JAPANESE YEN					JUN	44800	44290	44595*	-15	JUN	5844	5804	5830*	-2
JUN	9762	9600	9630*	-77	SEP	44970	44490	44785*	-10	SEP	5829	5795	5815*	-2
SEP	9710	9665	9684*	-76	DEC	45210	44750	45030*	+5	DEC	5820	5810	5814*	-2
DEC	9750	9729	9744*	-76	MAR	45500	45050	45320*	0	MAR		5797	5823*	-2

CORN	HIGH	LOW	LAST	CHG	CHICAGO WHEAT	HIGH	LOW	LAST	CHG	K.C. WHEAT	HIGH	LOW	LAST	CHG
MAY	2700	2646	2650*	-52	MAY	3304	3256	3270*	-40	MAY	3294	3250	3262*	-40
JLY	2732	2674	2676*	-60	JLY	3234	3164	3166*	-72	JLY	3214	3160	3166*	-46
SEP	2650	2600	2602*	-50	SEP	3250	3186	3192*	-70	SEP	3224	3182	3182*	-36
DEC	2574	2530	2532*	-42	DEC	3332	3274	3274*	-66	DEC	3284	3250	3254*	-26
MAR	2640	2592	2592*	-46	MAR	3340	3282	3296*	-62	MAR	3270	3266	3266*	-22
MAY	2674	2644	2644*	-36	JLY	3170	3150	3160*	-50	MINN WHEAT				
JLY	2690	2654	2654*	-36	OATS					MAY	3402	3364	3374*	-26
SEP					MAY	1182	1172	1174*	-6	JLY	3270	3224	3232*	-44
DEC	2500	2476	2490*	-20	JLY	1234	1220	1224*	-4	SEP	3194	3140	3140*	-60
SOYBEANS					SEP	1274	1262	1264*	-6	DEC	3220	3204	3220*	-40
MAY	6622	6524	6530*	-66	DEC	1326	1326	1326*	-4	MAR			3310*	0
JLY	6610	6504	6510*	-70	SOYBEAN MEAL					SOYBEAN OIL				
AUG	6546	6450	6452*	-70	MAY	1894	1870	1874*	-14	MAY	2783	2725	2729*	-41
SEP	6334	6250	6254*	-54	JLY	1894	1870	1872*	-15	JLY	2772	2718	2722*	-38
NOV	6180	6110	6112*	-34	AUG	1882	1859	1859*	-16	AUG	2740	2698	2699*	-29
JAN	6230	6170	6172*	-26	SEP	1859	1838	1839*	-16	SEP	2685	2645	2650*	-25
MAR	6270	6220	6220*	-30	OCT	1834	1818	1818*	-14	OCT	2595	2555	2558*	-22
MAY			6244*	-40	DEC	1823	1805	1806*	-13	DEC	2532	2497	2508*	-12
JLY	6300	6270	6270*	-30	JAN	1822	1805	1805*	-17	JAN	2515	2495	2500*	-7
NOV	5940	5930	5936*	+6	MAR	1840	1820	1820*	-17	MAR	2505	2485	2488*	-9

DTN GRAINS 23 MAY SOYBEANS CONTRACT HIGH: 7.510 LOW: 5.924

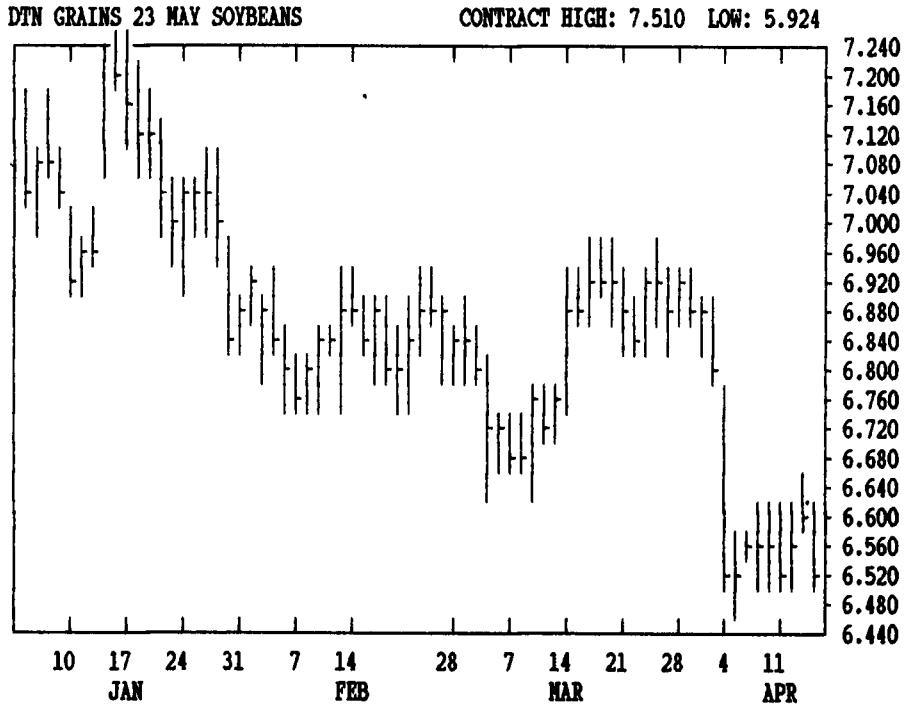
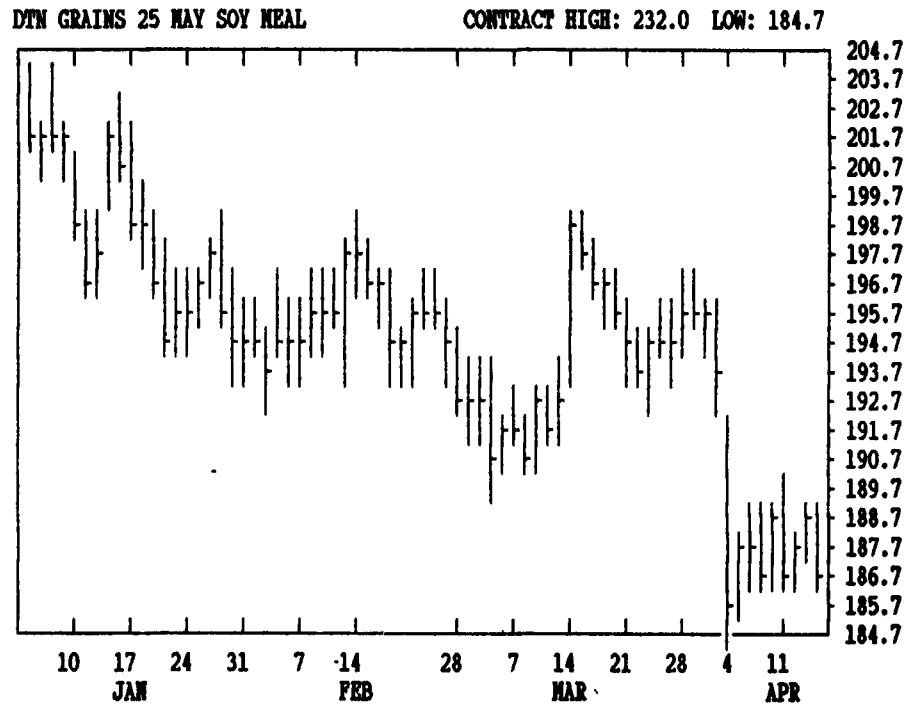
DTN GRAINS 25 MAY SOY MEAL CONTRACT HIGH: 232.0 LOW: 184.7